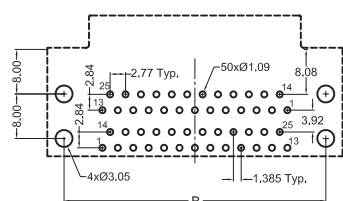
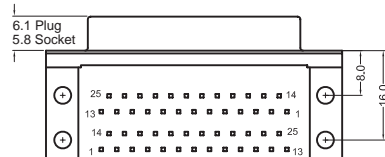
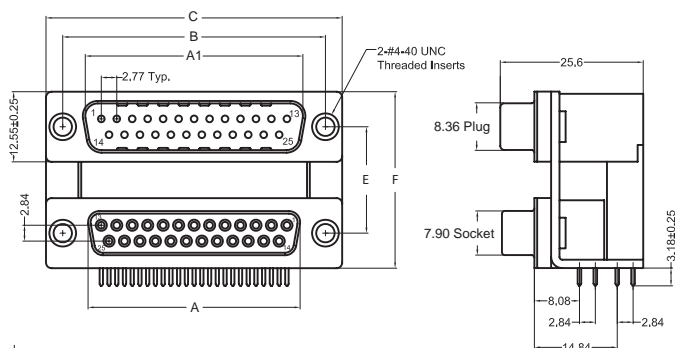




K42X Series Dual-Port D-Sub

Dimensions in mm



Recommended PCB Layout
(Bottom View)

Contact Kycon for Specific
Engineering Drawings

Number of Contacts (Shell Size)	Dimensions (Inch/ mm)			
	A	A1	B	C
9 (E)	.643	.666	.984	1.213
	16.33	16.92	24.99	30.81
15 (A)	.971	.994	1.312	1.541
	24.66	25.25	33.32	39.14
25 (B)	1.511	1.534	1.852	2.088
	38.38	38.96	47.04	53.04
37 (C)	2.159	2.181	2.500	2.729
	54.84	55.42	63.50	69.32

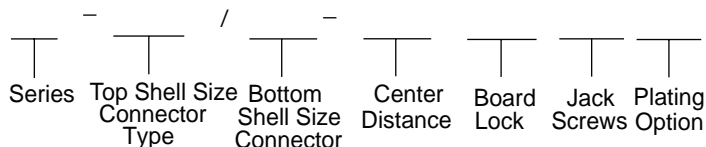
Center to Center Spacing	D	E
A	.750 19.05	1.244 31.60
B	.900 22.86	1.394 35.41
C	.625 15.88	1.119 28.42

A = Exterior of Female Shell (S) A1 = Interior of Male Shell (P)

STACKED D-SUBMINIATURE

K42X Series

Ordering Information



Series

K42X - Dual-Port D-Subminiature Connector

Top/Bottom Shell Size

- 9/9 - 9 Contacts over 9 Contacts
- 15/15 - 15 Contacts over 15 Contacts
- 25/25 - 25 Contacts over 25 Contacts
- 37/37 - 37 Contacts over 37 Contacts

Top/Bottom Connector Type

- P/P - (Plug/Plug)
- P/S - (Plug/Receptacle)
- S/S - (Receptacle/Receptacle)
- S/P - (Receptacle/Plug)

Center to Center Distance

- A - .750" (Standard)
- C - .625"

Board Locks Option

- Blank - No Board Locks
- 4N - Board Locks (Standard)

Jack Screws Option

- Blank - No Jack Screws
- J - 4-40 HEX Removable Jack Screws
- R - 4-40 Round Riveted Jack Screws

Plating Option

- Blank - Gold Flash
- 15 - 15µ" Gold
- 30 - 30µ" Gold

Contact Kycon for High Temperature and other options