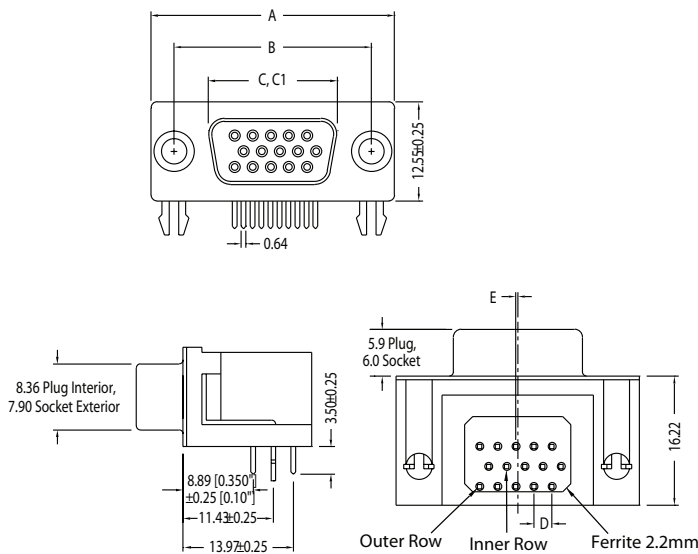




KF66X Series High Density Right Angle PCB Mount with Ferrite

Pictured with Board Lock Option, Dimensions in mm [In]



Shell Size	Dimensions (mm)					
	A	B	C	C1	D	E
15 (E)	±.015 ±0.38	±.005 ±0.13	±.010 ±0.25	±.010 ±0.25	±.005 ±0.13	±.005 ±0.13
26 (A)	1.213 30.81	.984 24.99	.643 16.33	.666 16.92	.090 2.29	.010 0.25
44 (B)	1.541 39.14	1.312 33.32	.971 24.66	.994 25.25	.090 2.29	.020 0.51
62 (C)	2.088 53.04	1.852 47.04	1.511 38.38	1.534 38.96	.090 2.29	.020 0.51
	2.729 69.32	2.500 63.50	2.159 54.84	2.182 55.42	.095 2.41	.023 0.58

C = Exterior of Female Shell (S) C1 = Interior of Male Shell (P)

Note: Please check D and E dimensions on 62 contacts.

FERRITE D-SUBMINIATURE

KF66X Series

Documentation & Ordering Information

Kycon Part

Part Number Builder

Series	Shell Size	Contact Type	PCB Mounting Option	Front Panel Mounting Option	Plating Option
--------	------------	--------------	---------------------	-----------------------------	----------------

Series

KF66X - High Density D-Subminiature Connector, Right Angle PCB Termination, .350 Footprint, with Ferrite

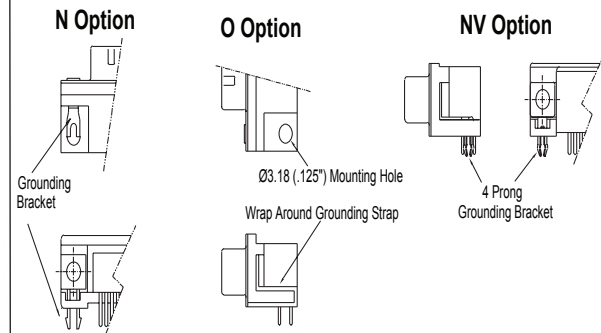
Shell Size-Contact Option

- E - 15 Contacts
- A - 26 Contacts
- B - 44 Contacts
- C - 62 Contacts

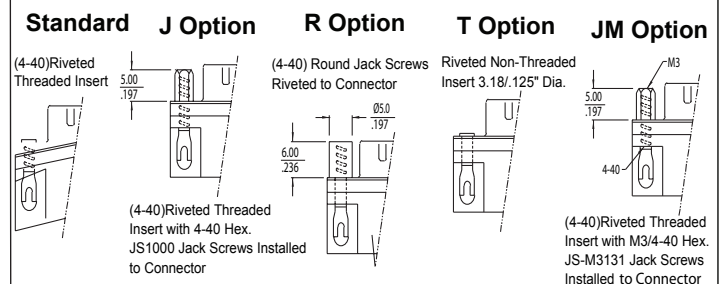
Contact Type

- P - Pin Contact (Plug)
- S - Socket Contact (Receptacle)

PC Board Mounting Option



Front Panel Mounting Option



Plating Option

- Blank - Gold Flash
- 15 - 15µ" Gold
- 30 - 30µ" Gold

Contact Kycon for other options