

Miniature Pushbutton Switches snap action



Specifications:

Contact rating:	125 V AC, 3 A 30 V DC, 1 A / 12 V DC, 2 A / 6 V DC, 3 A
Contact resistance:	< 10 mΩ
Insulation resistance:	> 1000 MΩ at 500 V DC
Dielectric strength:	1000 V, 50 Hz for the duration of 1 minute
Operating temperature:	- 20° to + 80° C
Mechanical life:	minimum 500 000 operations
Contacts:	coin silver (common contact copper alloy, silver-plated) also available gold-plated version B (see page 4)
Terminals:	solder tags, copper alloy silver-plated
Case material:	phenol resin, black
Mounting:	bushing M 6 x 0,75 with locking plate, key 9 mm snap in
Soldering conditions:	hand-soldering – max.: 60 W, 3 sec, 420° C

SPDT

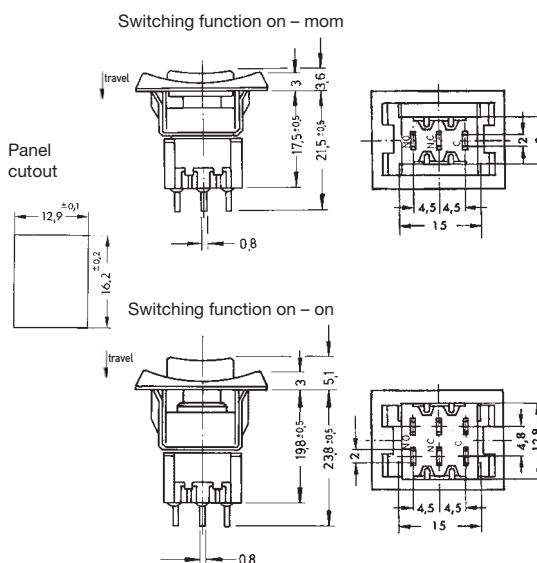
MPT 103 F on – mom
travel 1,0

MPT 103 D on – on
travel 2,5

DPDT

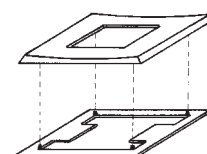
MPT 203 R on – mom
travel 1,0

MPT 203 N on – on
travel 2,5



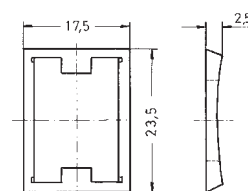
Mounting:

Attach metal frame from switch bottom, install switch in front panel, fix plastic frame from top.



Accessories:

	Buttons	Front bezels
black	KT 505	FM 505
grey	KT 507	FM 507
yellow	KT 508	FM 508
red	KT 509	FM 509





Miniature Pushbutton Switches snap action

Specifications:

Contact rating:	125 V AC, 3 A 30 V DC, 1 A / 12 V DC, 2 A / 6 V DC, 3 A
Contact resistance:	< 10 mΩ
Insulation resistance:	> 1000 MΩ at 500 V DC
Dielectric strength:	1000 V, 50 Hz for the duration of 1 minute
Operating temperature:	– 20° to + 80° C
Mechanical life:	minimum 500 000 operations
Contacts:	coin silver (common contact copper alloy, silver-plated) also available gold-plated version B (see page 4)
Terminals:	solder tags, copper alloy silver-plated
Case material:	phenol resin, black
Mounting:	bushing M 6 x 0,75 with locking plate, key 9 mm
Soldering conditions:	hand-soldering – max.: 60 W, 3 sec, 420° C

3

Models: Switching functions

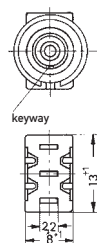
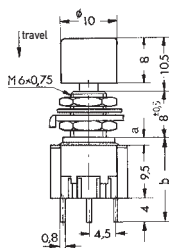
S P D T

MPS 103 F on – mom

measures: a = 1,5, b = 15^{±1}
travel 1,0

MPS 103 D on – on

measures: a = 2,5, b = 16^{±1}
travel 2,5



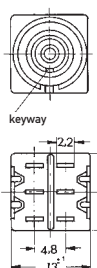
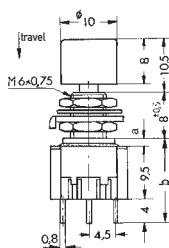
D P D T

MPS 203 R on – mom

measures: a = 1,5, b = 15^{±1}
travel 1,0

MPS 203 N on – on

measures: a = 2,5, b = 16^{±1}
travel 2,5



Accessories :

Same as for MPA-series (page 36)

Unless otherwise specified, switches are delivered with button KM 405.

Circuit diagram:

