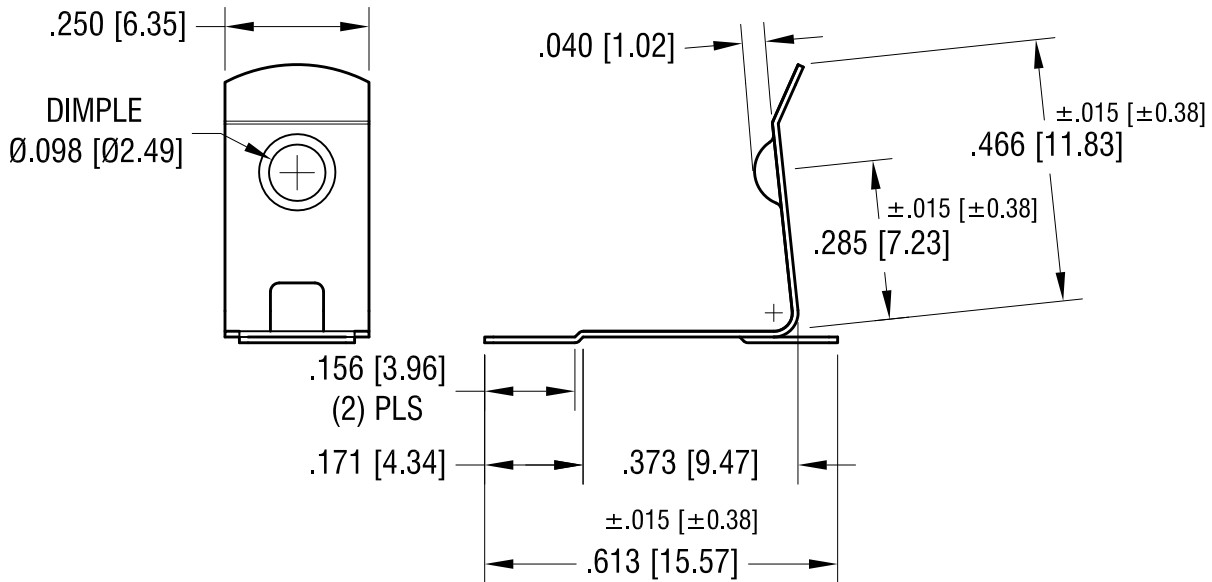
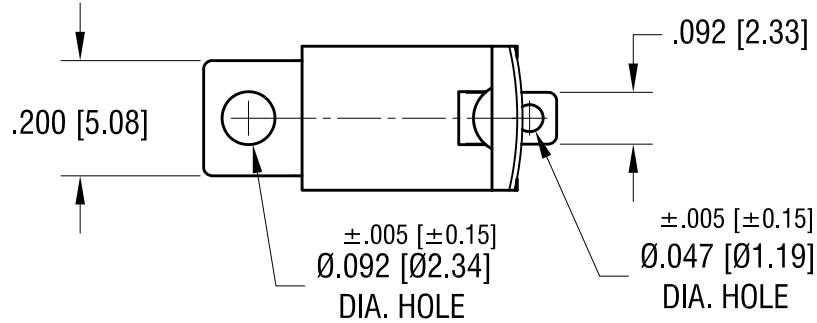
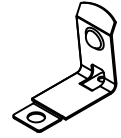
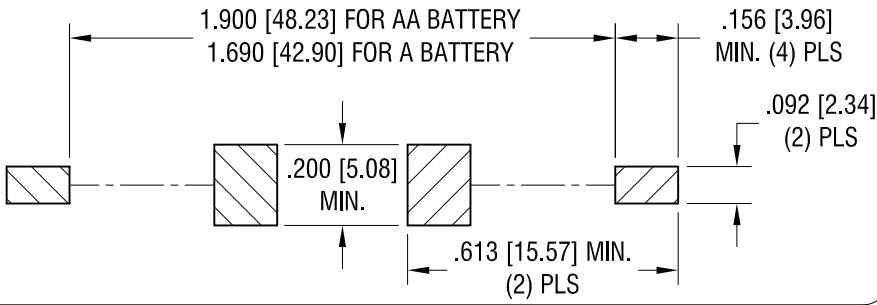


THIS DOCUMENT IS THE PROPERTY OF KEYSTONE ELECTRONICS CORP. AND SHALL NOT BE REPRODUCED, DISTRIBUTED OR USED AS A BASIS FOR MANUFACTURE WITHOUT PRIOR WRITTEN PERMISSION FROM KEYSTONE ELECTRONICS CORP.

MOUNTING PAD LAYOUT



NOTE:

- 1. HEAT TREAT TO SPRING TEMPER.

KEYSTONE ELECTRONICS CORP.

www.keyelco.com • ASTORIA, N.Y. 11105-2017 • Tel (718) 956-8900

PART NAME

'AA' SMT BATTERY CLIP

MATERIAL

.010 [0.25] TH'K ANNEALED SPRING STEEL

FINISH

TIN- NICKEL PLATE

DRN BY

NT

DATE

8.27.09

APP'D

LN

SCALE

3X

TOLERANCES

INCH [MM]
DECIMAL ±.010 [±0.25]

CODE

C

DWG NO.

57

1.25.11

CHANGE AS PER ECN 11-008

B

8.10.09

CHANGED AS PER ECN 09-111

A

DATE

DESCRIPTION

REV.

UNLESS OTHERWISE SPECIFIED