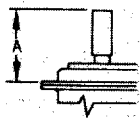


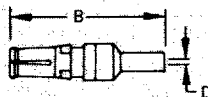
Combo D[®] - Coaxial 75 Ohm

Cable Combinations - 75 Ohm Contacts

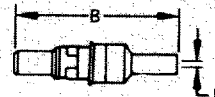
Color Code: Receptacle - Blue; Plug - Red



(Dimensions include outer sleeve.)



Receptacle



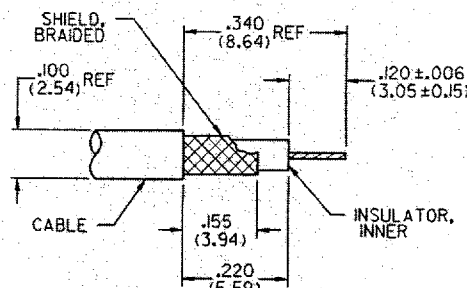
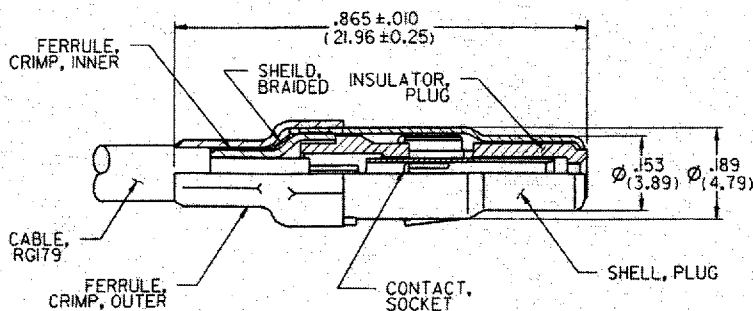
Plug

Machined Solder/Crimp	Part Number 30µ in. Gold	A Max.	B ±.015 (0.38)	D ±.005 (0.13)	RG Cable No.
Plug	DM53740-31	.811 (20.60)	1.020 (25.91)	.067 (1.70)	179/U
Receptacle	DM53742-31	.834 (21.18)	1.037 (26.34)	.067 (1.70)	179/U

NOTE: Tooling and Assembly - Pages 28-29

Stamped Crimp/Crimp	Loose 15µ in. Gold	Loose 30µ in. Gold	10,000 Piece 15µ in. Gold	10,000 Piece 30µ in. Gold	B ±.010 (0.25)	D	RG Cable No.
Plug	D130322-2	D130322-1	D130322-102	D130322-101	.865 (21.97)	—	179/U
Receptacle	D130344-1	D130344	D130344-101	D130344-100	.865 (21.97)	—	179/U

Recommended Strip Length for Stamped Crimp/Crimp



RECOMMENDED STRIP LENGTH

Tooling for Stamped Crimp/Crimp

Description	Crimping Tool	Tool Number
Stamped Center Conductor	Hand Crimp, "B" Crimp	CCTP-750HM
	Semi-Automatic Crimper	ABT-607
Stamped Outer Conductor	Hand Tool, Hex Crimp	CCTP-DM
	Pneumatic Hex Crimp	CPT-DM

Highlighted part numbers indicate standard product; usually available with shorter lead times.