

3M™ DIN R-Form Socket

Right Angle, Solder Tail Termination

DIN 41612 Series



- Inverse boardmount connector
- Select load capability
- Expanded pin counts
- Optional retention clips
- Mates with C-form and R-form plugs
- See the Regulatory Information Appendix (RIA) in the “RoHS compliance” section of www.3M.com/Interconnects for compliance information (RIA E1 & C1 apply)

Date Modified: August 20, 2009

TS-2308-D
Sheet 1 of 3

Physical

Insulation:

Material: Glass Filled Polyester (PBT)
Flammability: UL 94V-0
Color: Gray

Contact:

Material: Copper Alloy

Plating:

Underplating: 50 μ ” Min. Nickel
Wiping Area: See Ordering Information
Termination: See Ordering Information

Electrical

Current Rating: 1.5A at +20°C T-rise above Ambient
Contact Resistance: ≤ 20 m Ω
Insulation Resistance: $\geq 1,000$ M Ω , 100V_{DC}
Withstanding Voltage: 1,000 V_{AC} for 1 minute

Environmental

Temperature Rating: -55°C to 105°C
Process Temperature Rating: Maximum Insulator Temperature 191°C (solder wave process only)

3M

Electronic Solutions Division
Interconnect Solutions
<http://www.3M.com/interconnects/>

3M is a trademark of 3M Company.
For technical, sales or ordering information call
800-225-5373

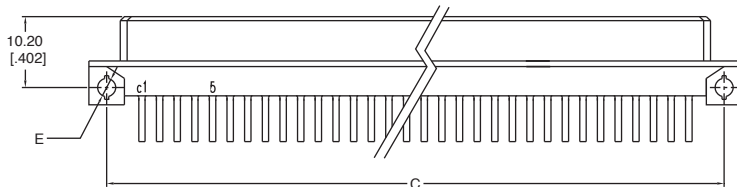
3M™ DIN R-Form Socket

Right Angle, Solder Tail Termination

DIN 41612 Series

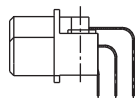
Table 1

Contact Quantity	Part Number	A	B	C	D	E	F
16	DIN-016RSA-XXX-XXXX	53.40[2.102]	44.40[1.748]	48.26[1.900]	38.10[1.500]	Ø2.60[Ø.102]	0.25[.010]
32	DIN-032RSB-XXX-XXXX	53.40[2.102]	44.40[1.748]	48.26[1.900]	38.10[1.500]	Ø2.60[Ø.102]	0.25[.010]
48	DIN-048RSC-XXX-XXXX	53.40[2.102]	44.40[1.748]	48.26[1.900]	38.10[1.500]	Ø2.60[Ø.102]	0.25[.010]
32	DIN-032RSD-XXX-XXXX	53.40[2.102]	44.40[1.748]	48.26[1.900]	38.10[1.500]	Ø2.60[Ø.102]	0.25[.010]
16	DIN-016RSE-XXX-XXXX	53.40[2.102]	44.40[1.748]	48.26[1.900]	38.10[1.500]	Ø2.60[Ø.102]	0.25[.010]
32	DIN-032RSA-XXX-XXXX	94.00[3.701]	85.00[3.346]	88.90[3.500]	78.74[3.100]	Ø2.60[Ø.102]	0.25[.010]
64	DIN-064RSB-XXX-XXXX	94.00[3.701]	85.00[3.346]	88.90[3.500]	78.74[3.100]	Ø2.60[Ø.102]	0.25[.010]
96	DIN-096RSC-XXX-XXXX	94.00[3.701]	85.00[3.346]	88.90[3.500]	78.74[3.100]	Ø2.60[Ø.102]	0.25[.010]
64	DIN-064RSD-XXX-XXXX	94.00[3.701]	85.00[3.346]	88.90[3.500]	78.74[3.100]	Ø2.60[Ø.102]	0.25[.010]
32	DIN-032RSE-XXX-XXXX	94.00[3.701]	85.00[3.346]	88.90[3.500]	78.74[3.100]	Ø2.60[Ø.102]	0.25[.010]
40	DIN-040RSA-XXX-XXXX	114.32[4.501]	105.32[4.146]	109.22[4.300]	99.06[3.900]	Ø2.80[Ø.110]	0.60[.024]
80	DIN-080RSB-XXX-XXXX	114.32[4.501]	105.32[4.146]	109.22[4.300]	99.06[3.900]	Ø2.80[Ø.110]	0.60[.024]
120	DIN-120RSC-XXX-XXXX	114.32[4.501]	105.32[4.146]	109.22[4.300]	99.06[3.900]	Ø2.80[Ø.110]	0.60[.024]
80	DIN-080RSD-XXX-XXXX	114.32[4.501]	105.32[4.146]	109.22[4.300]	99.06[3.900]	Ø2.80[Ø.110]	0.60[.024]
40	DIN-040RSE-XXX-XXXX	114.32[4.501]	105.32[4.146]	109.22[4.300]	99.06[3.900]	Ø2.80[Ø.110]	0.60[.024]

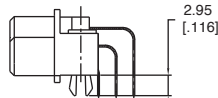


Tolerance Unless Noted			
	X.	.X	.XX
mm	± 0.50	± 0.25	± 0.15

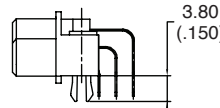
[] Dimension for Reference Only



SR1
WITHOUT RETENTION CLIP



RR1L
WITH "B" RETENTION CLIPS
for .062 PCB thickness

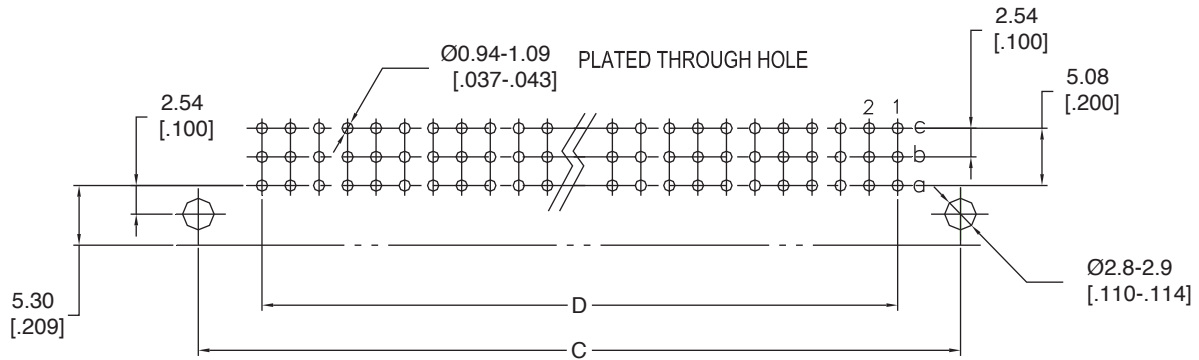


RR1
WITH "A" RETENTION CLIP
for .062 and .093 PCB thickness

3M™ DIN R-Form Socket

Right Angle, Solder Tail Termination

DIN 41612 Series



RECOMMENDED PCB LAYOUT

Ordering Information

DIN - XXXRS X - XXX - XX

Contact Quantity
SEE TABLE 1

A = A Row only
B = Rows A & C Filled
C = Rows A, B & C Filled
D = Rows A & B Filled
E = B Row only

Plating Options:

SH = 1 - 3 μ " Gold on Contact
120 - 200 μ " Matte Tin on Terminal

FJ = 10 - 20 μ " Gold on Contact
120 - 200 μ " Matte Tin on Terminal

KR = 30 - 40 μ " Gold on Contact
120 - 200 μ " Matte Tin on Terminal

HM = 3 μ " Gold on Contact, 7 μ " Min. PdNi
120 - 200 μ " Matte Tin on Terminal

Termination Options:

SR1 = 3.00 [.118]

RR1L = 3.00 [.118] with 'B' retention clips

RR1 = 3.00 [.113] with "A" retention clip

• This diagram serves only for Part Number descriptive definitions.

PLEASE CONTACT YOUR LOCAL SALES REPRESENTATIVE FOR CUSTOMER SPECIFIC PRODUCT CONFIGURATIONS.

TS-2308-D
Sheet 3 of 3

3M

Electronic Solutions Division
Interconnect Solutions

<http://www.3M.com/interconnects/>

3M is a trademark of 3M Company.
For technical, sales or ordering information call

800-225-5373

Important Notice

All statements, technical information, and recommendations related to 3M's products are based on information believed to be reliable, but the accuracy or completeness is not guaranteed. Before using this product, you must evaluate it and determine if it is suitable for your intended application. You assume all risks and liability associated with such use. Any statements related to the product which are not contained in 3M's current publications, or any contrary statements contained on your purchase order shall have no force or effect unless expressly agreed upon, in writing, by an authorized officer of 3M.

Warranty; Limited Remedy; Limited Liability.

This product will be free from defects in material and manufacture for a period of one (1) year from the time of purchase. **3M MAKES NO OTHER WARRANTIES INCLUDING, BUT NOT LIMITED TO, ANY IMPLIED WARRANTY OF MERCHANTABILITY OR FITNESS FOR A PARTICULAR PURPOSE.** If this product is defective within the warranty period stated above, your exclusive remedy shall be, at 3M's option, to replace or repair the 3M product or refund the purchase price of the 3M product. **Except where prohibited by law, 3M will not be liable for any indirect, special, incidental or consequential loss or damage arising from this 3M product, regardless of the legal theory asserted.**

**3M Electronics Solutions Division**

6801 River Place Blvd.
Austin, TX 78726-9000
U.S.A.
1-800-225-5373
www.3m.com/interconnects

Please recycle. Printed in USA.
© 3M 2008. All rights reserved.
RIA-2217B-E

3M is a trademark of 3M Company.