

Customer Information Sheet

DRAWING No.: M80-FCXXX05L0-XXXXF

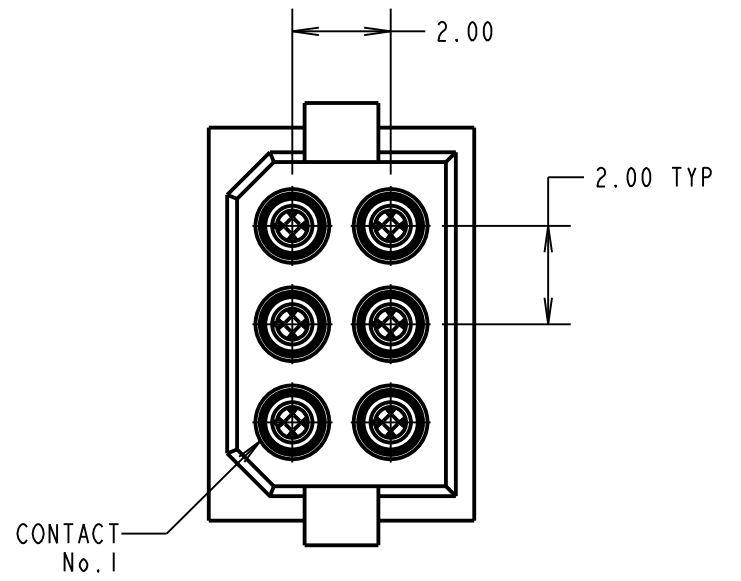
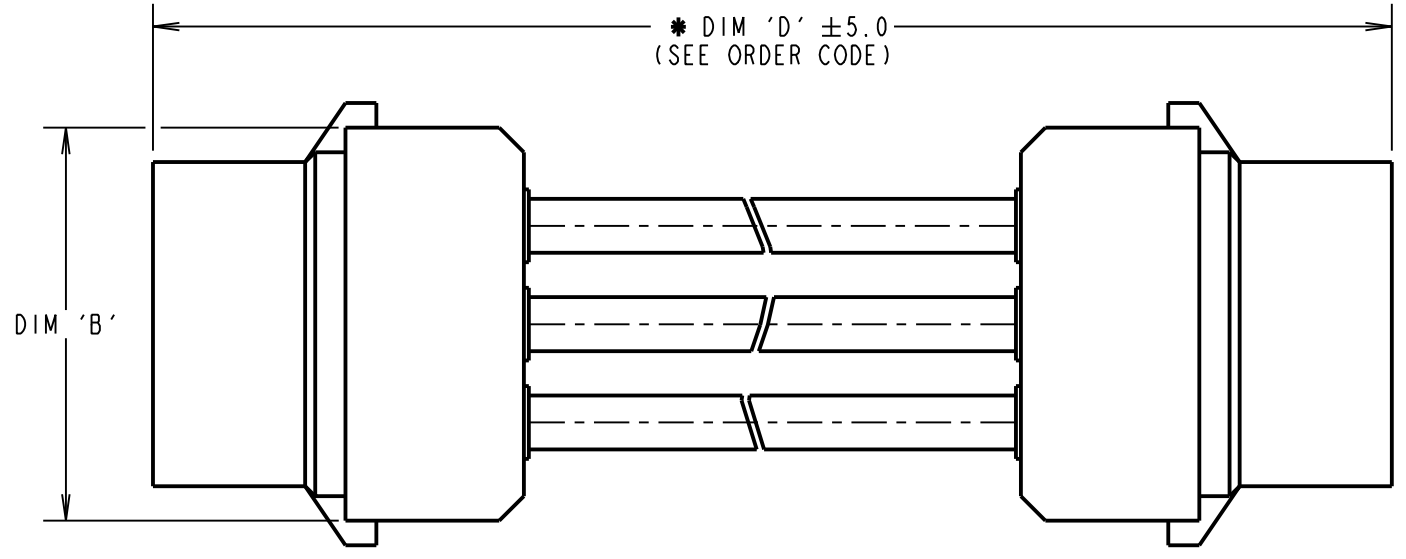
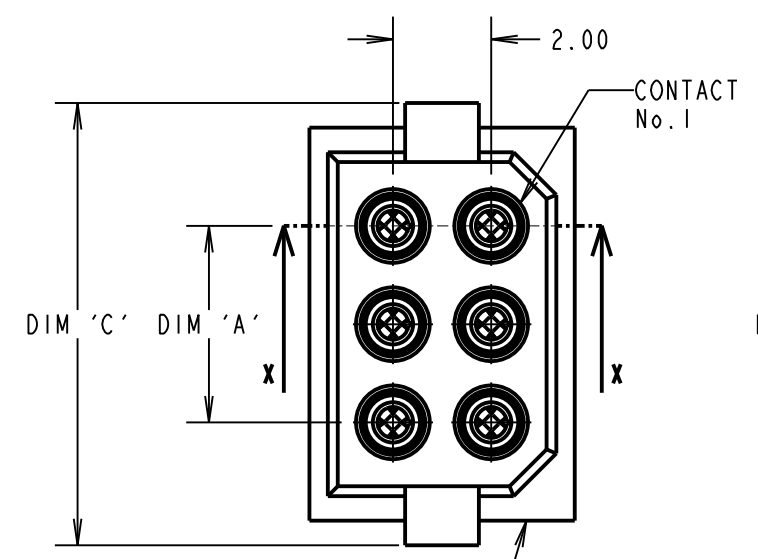
IF IN DOUBT - ASK

©

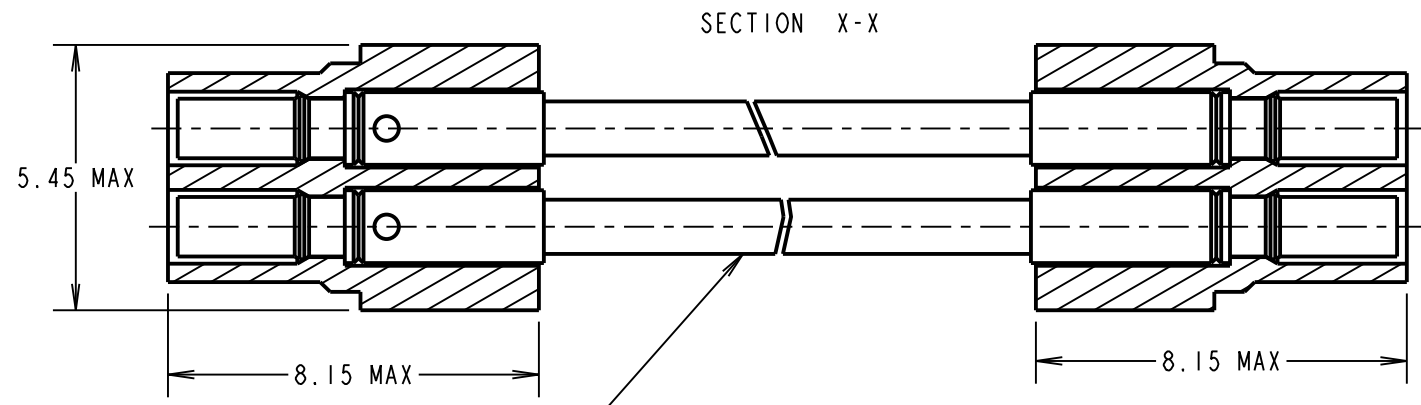
NOT TO SCALE

THIRD ANGLE PROJECTION

ALL DIMENSIONS IN mm



FEMALE MOULDING (2-OFF):
SEE ORDER CODE FOR TOTAL
NUMBER OF CONTACTS.



WHITE PTFE WIRE:
IN ACCORDANCE WITH COMPONENT SPECIFICATION C049XX
(SEE ORDER CODE FOR WIRE GAUGE)

- NOTES:
- CABLE ASSEMBLIES WILL BE PACKED IN BAGS OF 10.
 - FOR COMPLETE SPECIFICATION, SEE COMPONENT SPECIFICATION C005XX (LATEST ISSUE) AND C049XX (LATEST ISSUE).
 - WIRING OF CONNECTOR:
CONTACT 1 TO CONTACT 1,
CONTACT 2 TO CONTACT 2, ETC.

DIMENSION	MEASUREMENT
DIM 'A'	TOTAL No. OF CONTACTS - 2.00
DIM 'B'	TOTAL No. OF CONTACTS + 2.00
DIM 'C'	(TOTAL No. OF CONTACTS / 2) + 3.15 MAX

EXAMPLE PART No. :
 2 x 10 CONTACT CONNECTOR WITH 150mm OF 22AWG WIRE = M80-FC11005L0-0150F
 2 x 34 CONTACT CONNECTOR WITH 450mm OF 26AWG WIRE = M80-FC33405L0-0450F

ORDER CODE:
M80-FCXXX05L0-XXXXF

WIRE AWG: _____

- 1 = 22AWG (LARGE BORE)
- 2 = 24AWG (SMALL BORE)
- 3 = 26AWG (SMALL BORE)
- 4 = 28AWG (SMALL BORE)
- 5 = 30AWG (EXTRA SMALL BORE)
- 6 = 32AWG (EXTRA SMALL BORE)

TOTAL No. OF CONTACTS: _____

- 04, 06, 08, 10, 12, 14,
- 16, 18, 20, 26, 34.

DIM 'D' LENGTH: _____

- 0060 = 60mm MIN
- 9999 = 9999mm MAX
- (SEE TABLE FOR EXAMPLES)

STOCKED CABLE LENGTHS:

- 0150 = 150mm
- 0300 = 300mm
- 0450 = 450mm

RA	5	17.03.20	30022
NAME	ISS.	DATE	C/NOTE
APPROVED: R.ALEXANDER			
CHECKED: R.PORTLOCK			
DRAWN: R.PORTLOCK			
CUSTOMER REF.:			
ASSEMBLY DRG:			

HARWIN

www.harwin.com
 technical@harwin.com

THIS DRAWING AND ANY INFORMATION OR DESCRIPTIVE MATTER SET OUT HEREON ARE CONFIDENTIAL AND COPYRIGHT PROPERTY OF THE HARWIN GROUP AND MUST NOT BE DISCLOSED, LOANED, COPIED OR USED FOR MANUFACTURING, TENDERING OR FOR ANY OTHER PURPOSE WITHOUT THEIR WRITTEN PERMISSION.

TOLERANCES

X. = ±1mm
 X.X = ±0.50mm
 X.XX = ±0.20mm
 X.XXX = ±0.01mm

ANGLES = ±5°
 UNLESS STATED

MATERIAL:
SEE ABOVE

FINISH: SEE ABOVE

S/AREA: mm²

TITLE: M80 L-TEK FEMALE-TO-FEMALE CABLE ASSEMBLY

DRAWING NUMBER: M80-FCXXX05L0-XXXXF

SHT 2 OF 2