


M40-310/320 Connectors

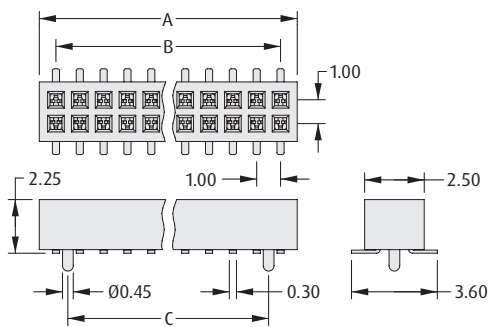
Vertical Surface Mount

- Locating pegs to ensure correct positioning onto the board.
- Supplied in tape and reel packaging with pick and place caps as standard.
- Twin beam female connector for higher durability.

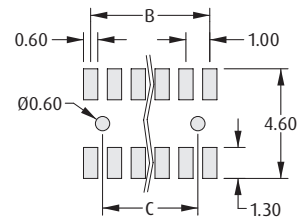


1mm (.039") PITCH

FEMALE

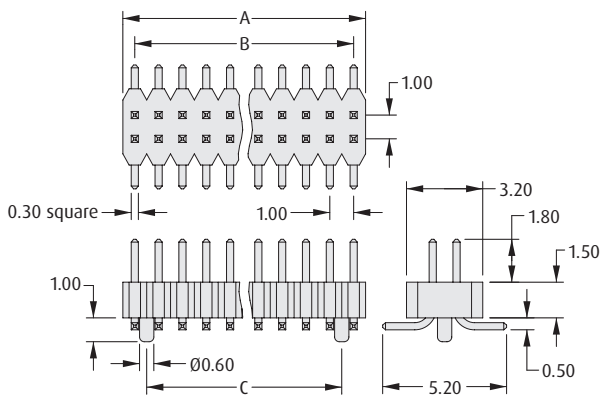


CALCULATION	
A	$B + 1.4$
B	No. of contacts per row - 1
C	No. of contacts per row - 2

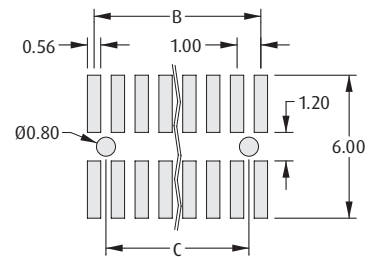


Recommended PC Board Pattern

MALE



CALCULATION	
A	No. of contacts per row
B	No. of contacts per row - 1
C	No. of contacts per row - 2



Recommended PC Board Pattern

HOW TO ORDER

M40 - 3 X 0 XX 45 R

SERIES CODE

GENDER	
1	Female
2	Male

TAPE & REELED

FINISH	
45	Gold

NO. OF CONTACTS PER ROW	
03, 04, 05, 06, 08, 10, 20, 25	

All dimensions in mm.