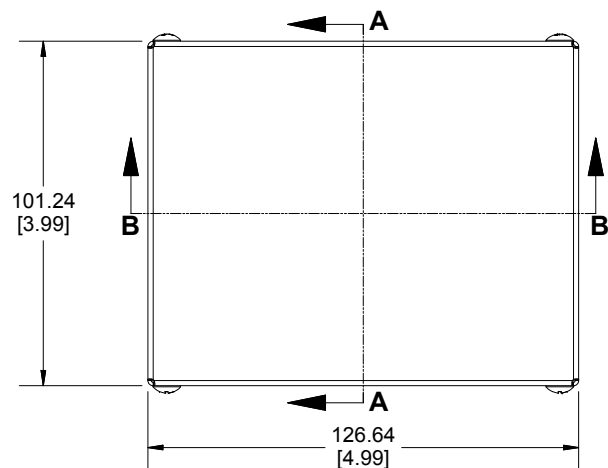
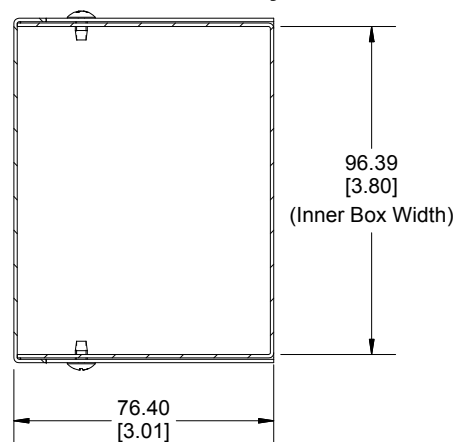


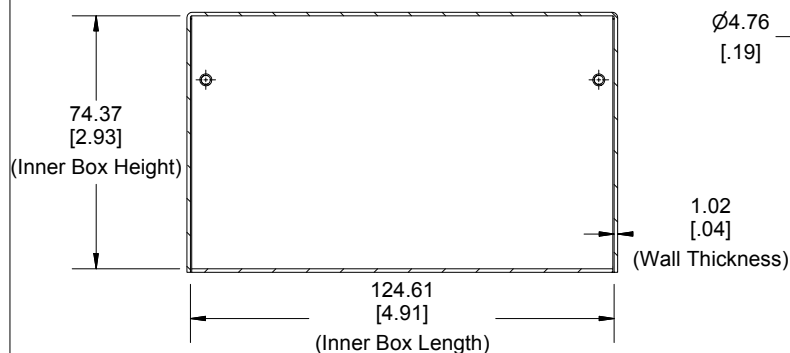
**Top View of Assembly**



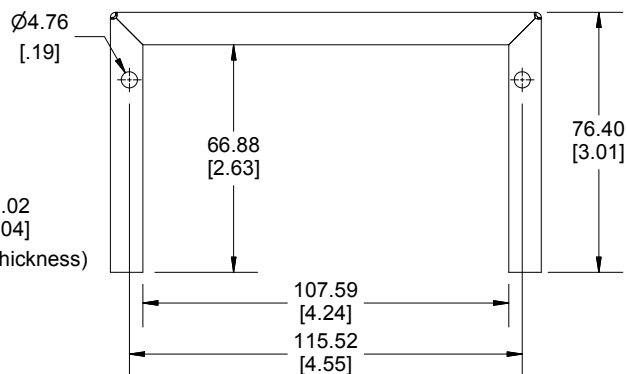
**SECTION A-A  
End View of Assembly**



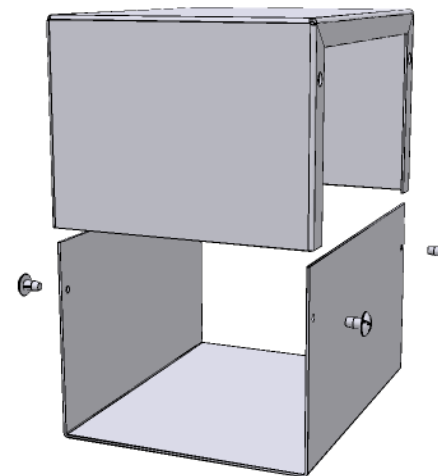
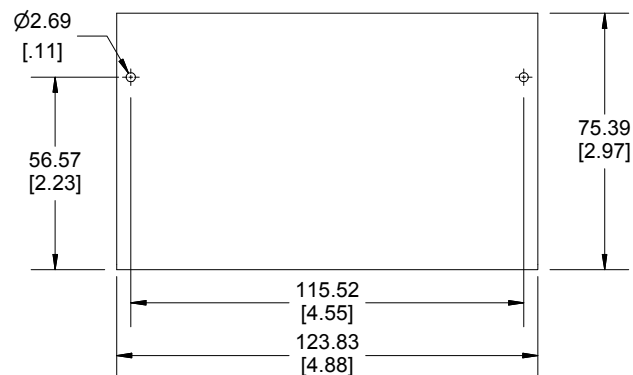
**SECTION B-B  
Side View of Assembly**



**Cover**



**Bottom**



Enclosures can be Factory Modified ( Milling, Drilling, Printing etc.)  
Contact Factory [mjm@hammondmfg.com](mailto:mjm@hammondmfg.com) for quotes  
Solid models of this enclosure available in STEP or IGES.

**NOTE**

Purchased assembly includes bottom, cover and 4 cover screws.  
Bottom and cover are made from 0.04" Aluminum Panels.

**PART NUMBERS**

**1411L Enclosure**

Natural Finish Enclosure 1411LU

ASA 61 Grey Enclosure 1411L

**ACCESSORIES**

Plated Cover Screws (Pkg 6) 1421J6

[6-32 x 1/4" Self-Tapping Screws]



**Dimensions:**  
mm  
[inches]