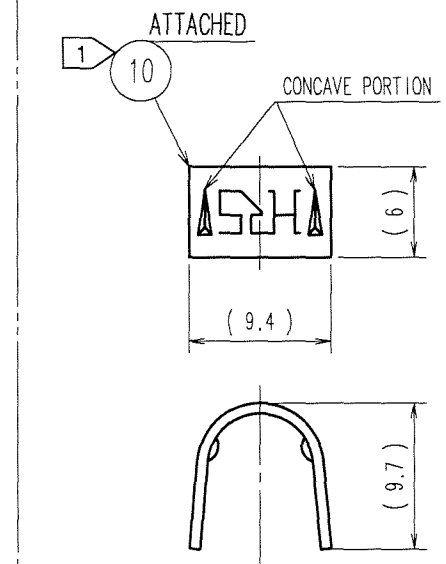
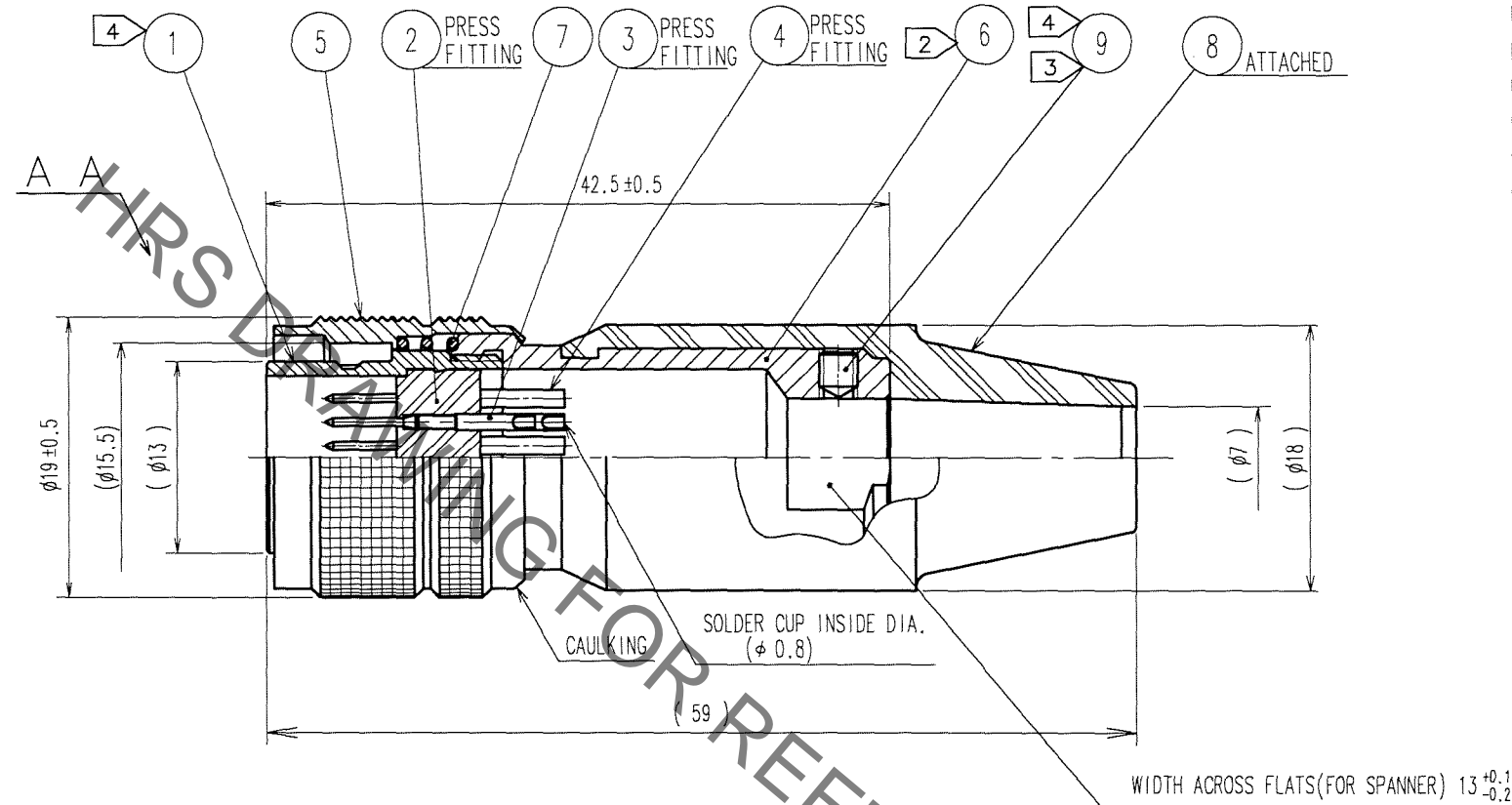
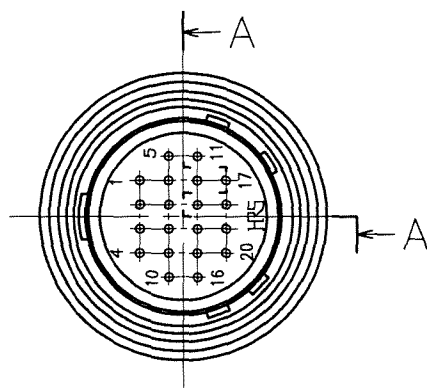


Jun.1.2019 Copyright 2019 HIROSE ELECTRIC CO., LTD. All Rights Reserved.  
In case of consideration for using Automotive equipment / device which demand high reliability, kindly contact our sales window correspondents.

COUNT	DESCRIPTION OF REVISIONS	BY	CHKD	DATE	COUNT	DESCRIPTION OF REVISIONS	BY	CHKD	DATE
△					△				
△					△				
△					△				



- NOTES
- ① HAND CRIMPING TOOL, REF. NO. ⑩ : HR10A-TC-02 (CL150-0041-2)  
THE HOLE DIAMETER FOR CRIMPING: φ 7
  - ② THE RECOMMENDED CLAMP TORQUE, REF. NO. ⑥ : 2 TO 2.5 N · m.
  - ③ ACROSS FLATS HEXAGON HEAD OF REF. NO. ⑨ : 1.27  
THE RECOMMENDED CLAMP TORQUE, REF. NO. ⑨ : 0.3 TO 0.4 N · m.  
THE TIP OF REF. NO. ⑨ SHALL BE FIXED TO THE CONCAVE PORTION WITH REF. NO. ⑩ CLAMPED TO THE CABLE.
  - ④ LOCTITE 242, HENKEL JAPAN OR EQUIVALENT IS RECOMMENDED TO PREVENT REF. NO. ① AND ⑨ FOR LOOSENING.
  - ⑤ ONE EXAMPLE OF THE ROTATION OF REF. NO. ⑥ TO REF. NO. ① IS SHOWN.
  - ⑥ THE CABLE PULL AND TWISTING STRENGTH AND OTHER CHARACTERISTICS MAY DIFFER, DEPENDING ON THE CABLE STRUCTURE.  
PLEASE CONFIRM BEFORE THE USE.

5	BRASS	MATTE FINISH NICKEL PLATED	10	BRASS	
4	BRASS	OVER PLATING: GOLD 0.2 μ m min. UNDER PLATING: NICKEL 2 μ m min.	9	STEEL	NICKEL PLATING M2.6 × 0.45 × 3
3	BRASS		8	CHLOROPRENE RUBBER	(BLACK)
2	POLYAMIDE	(BLACK) UL94V-0	7	STEEL	NICKEL PLATING
1	ZINC ALLOY	MATTE FINISH NICKEL PLATED	6	BRASS	NICKEL PLATING
NO.	MATERIAL	FINISH, REMARKS	NO.	MATERIAL	FINISH, REMARKS

CODE NO. (OLD)	DRAWN	DESIGNED	CHECKED	APPROVED	RELEASED
CL	<i>M. Sato</i>	<i>T. Morii</i>	<i>E. Kurii</i>	<i>M. Sato</i>	
	07.03.12	07.03.12	07.03.13	07.03.15	

SCALE	DRAWING NO.	PART NO.
2 : 1	EDC3-045382-74	HR10A-13P-20P (74)
UNITS	HIROSE ELECTRIC CO., LTD	CODE NO.
mm		CL110-0713-0-74

TO  
R