

ORDERING INFORMATION

Type of Module or Legend	Part Number
1 Button	87CC3-201
2 Button	87DC3-201
3 Button	87EC3-201
4 Button	87FC3-201
5 Button	87GC3-201
6 Button	87HC3-201
12 Button-Matrix	87AB3-201
12 Button-SP/Com Bus	87AC3-201
16 Button-Matrix	87BB3-201
16 Button-SP/Com Bus	87BC3-201
Insertable Legend Card	87AC2046
Dry Transfer-Small	87-DT-2096-088
Dry Transfer-Medium	87-DT-2096-125
Dry Transfer-Large	87-DT-2096-187

Available from your local Grayhill Distributor
For prices and discounts, contact a local Sales Office, an authorized local Distributor, or Grayhill.

ORDERING INFORMATION— Special Legends

To order non-standard modules, information is required for the areas listed below.

Your special order will be assigned a part number for future identification. This number is sequentially assigned and is non-descriptive.

- 1. Type of Module.** 1, 2, 3, 4, 5, 6, 12 or 16 button.
- 2. Mounting Orientation.** Horizontal or vertical.
- 3. Circuitry.** Single pole/common bus is standard for all single row modules. For 12 or 16 button keyboard, specify single pole/common bus or matrix.
- 4. Housing Color.** Standard housing is black. Optional stock colors include beige and gray.

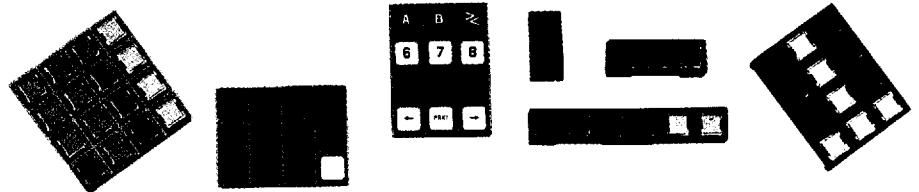
5. Button Types. Flat or concave buttons are available for molded legends; flat, concave, and snap-on cap styles are available for printed legends.

6. Button Color. Standard buttons for molded and printed legends are white with black legend. Other colors available include white legends with red, green, dark blue, dark gray and black buttons, or black legends with yellow, blue, light gray, beige and white buttons. Additional legend colors such as red are also available.

7. Legend Style. Two-shot molded or printed. Printed legends may be top or sub-surface printed.

8. Actual Legend. Specify for each button using the button identification on drawings.

Price—Contact Grayhill



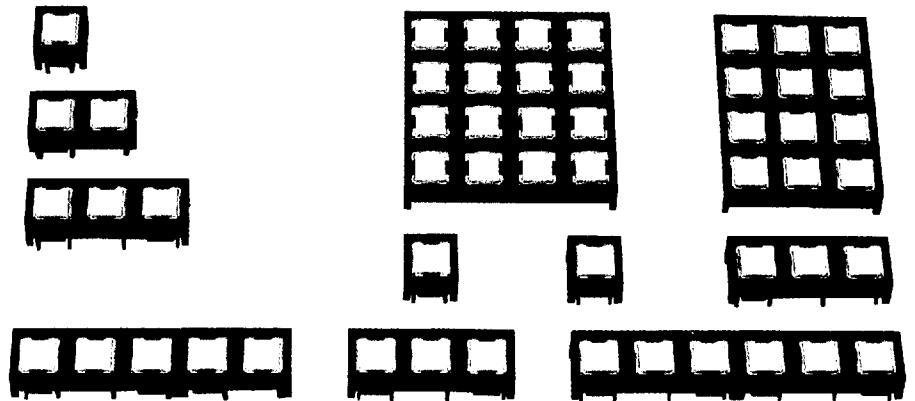
Special Legends

SERIES 87

Design Keyboards and Individual Keyswitches to Virtually any Configuration Without Costly Tooling

FEATURES

- 1, 2, 3, 4, 5 and 6 Button Individual Keyswitches
- 12 and 16 Button Keypads
- Maintain 1/2" Button Centers, no Matter How You Mount Modules or What Combination You Use
- Up to 3,000,000 Operations per Button
- Low Profile Design



Legends For Any Need

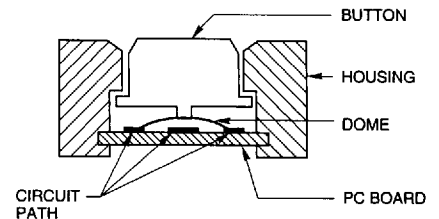
Prototypes and small quantities—create your own with economical, insertable legend style modules.

Production quantities—choose either custom printing or permanent molded-in legends.

Snap Dome Contact System

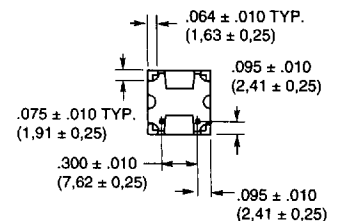
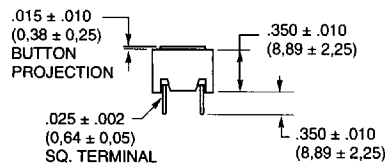
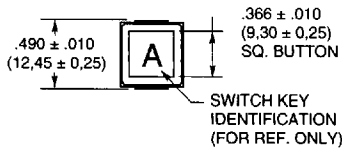
Hear and feel button actuation

You're assured of reliable button actuation with the metal snap-dome under each Series 87 button. When actuated, the dome changes shape, providing audible and tactile feedback to the operator.

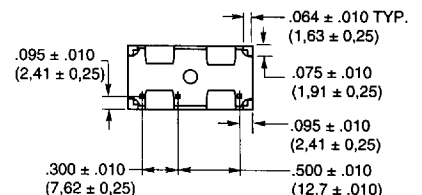
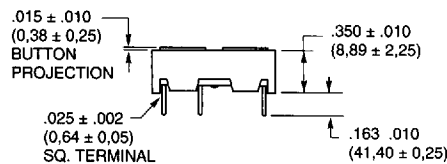
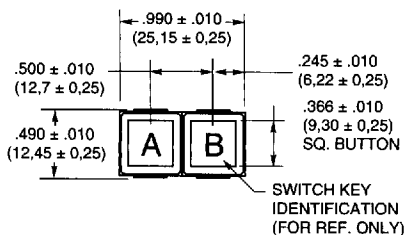


DIMENSIONS In inches (and millimeters)

One Button Module



Two Button Module

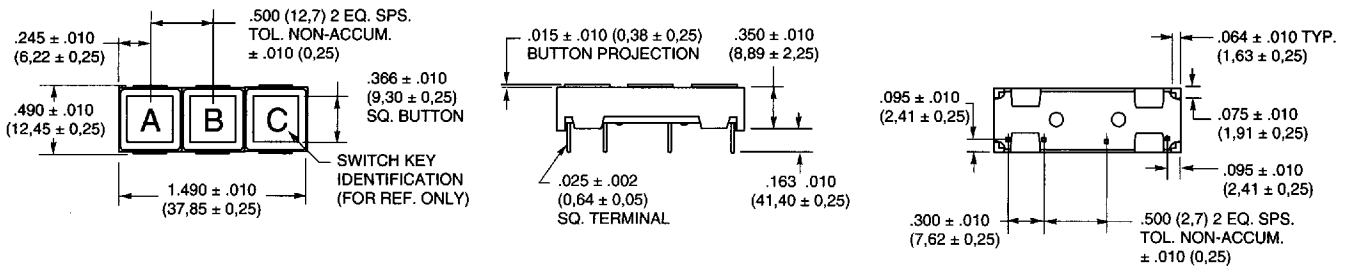


See pages C-41 through C-44 for dimensions of other modules, specifications and ordering information.

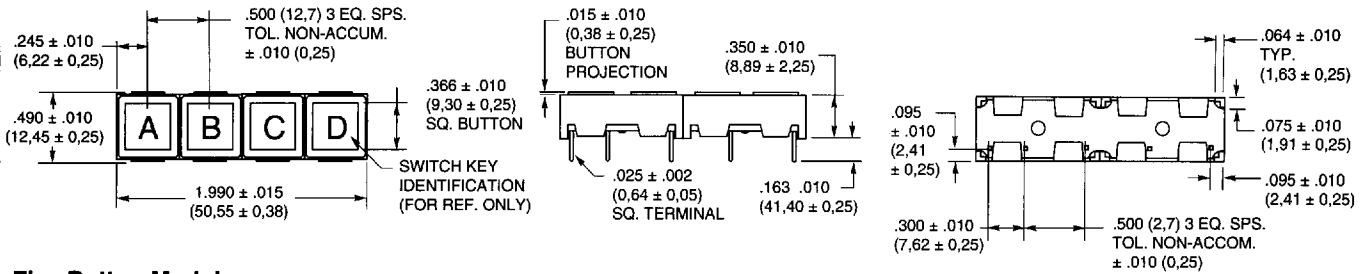
KEYBOARD MODULES

DIMENSIONS In inches (and millimeters)

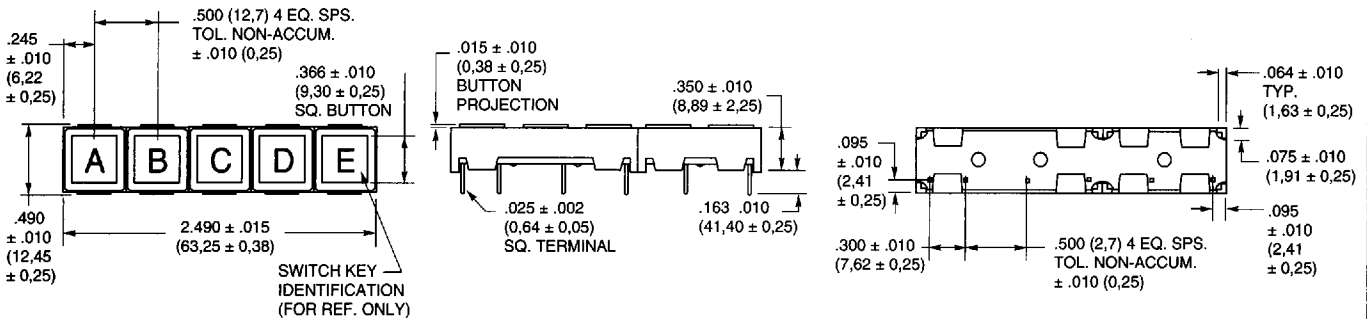
Three Button Module



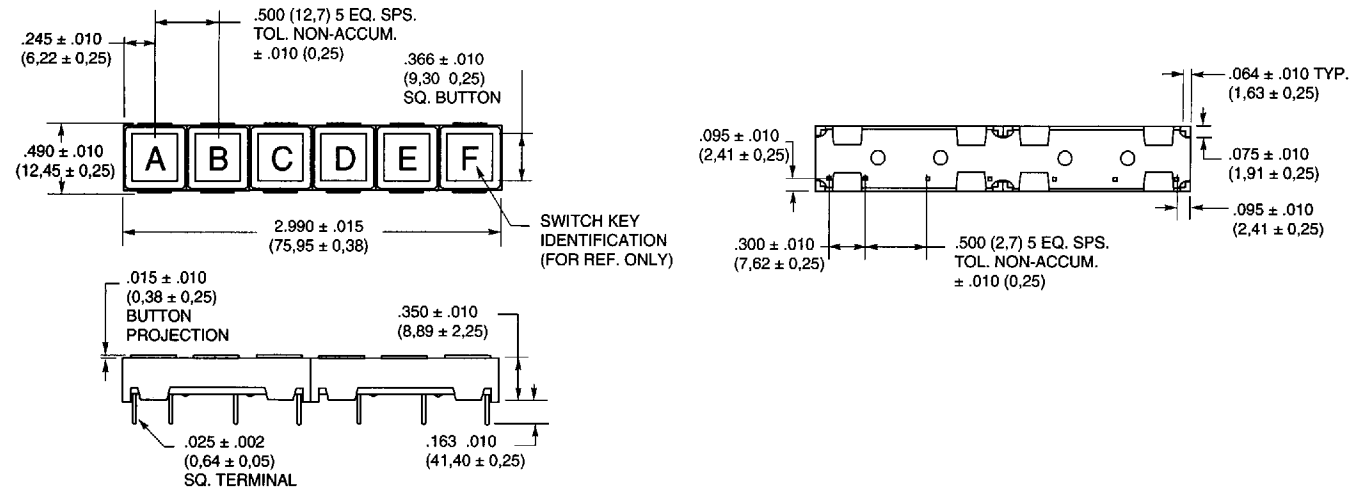
Four Button Module



Five Button Module



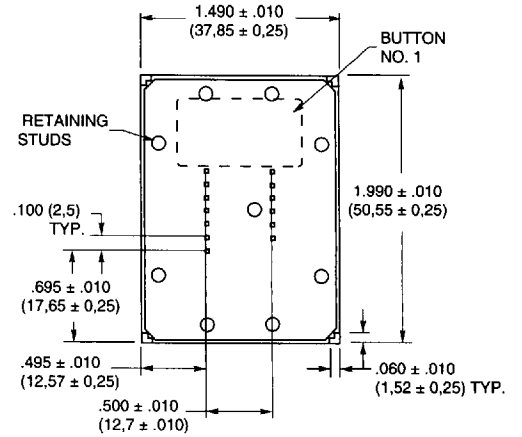
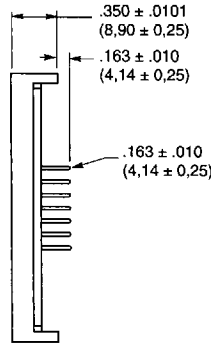
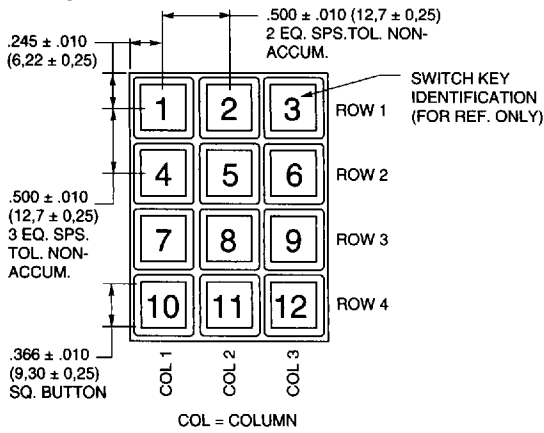
Six Button Module



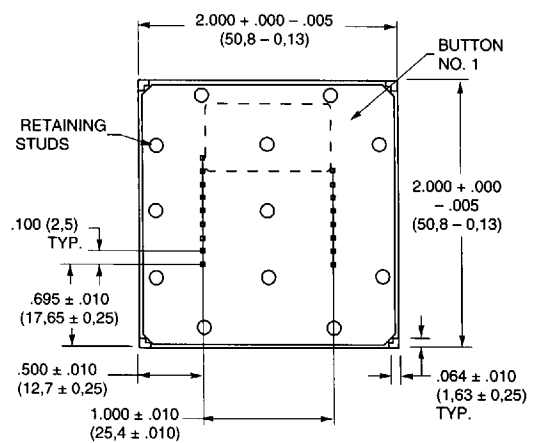
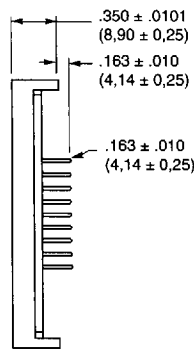
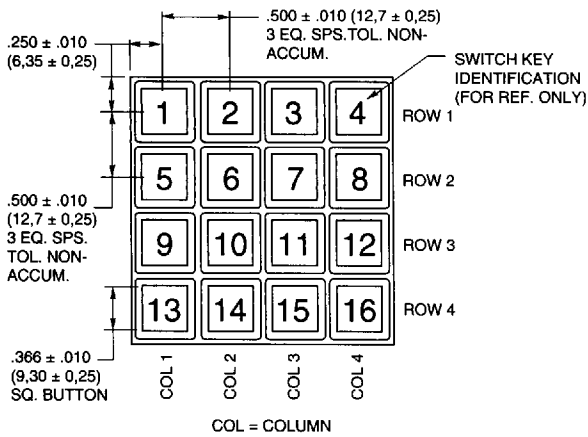
See page C-43 to C-44 for specifications, legends and ordering information.

DIMENSIONS In inches (and millimeters)

3x4 Keyboard



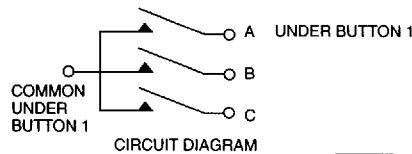
4x4 Keyboard



CIRCUITRY, CODE AND TRUTH TABLES

Circuitry for Module Strips

The one-button thru six-button modules have single pole/common bus circuitry as shown in the circuit diagram. The common is located at the far right end under button one as shown in the rear view drawing; it is not marked on the actual product.



Code and Truth Table

Dots in the chart indicate connected terminals when switch is closed. Terminals are identified on the keyboard.

3x4	CODES	
	Matrix	Single Pole/Common Bus
1	•	•
2	•	•
3	•	•
4	•	•
5	•	•
6	•	•
7	•	•
8	•	•
9	•	•
10	•	•
11	•	•
12	•	•
	K D E B C L M	K H A J C B M E F L N G D
	TERMINAL LOCATION	

4x4	CODES	
	Matrix	Single Pole/Common Bus
1	•	•
2	•	•
3	•	•
4	•	•
5	•	•
6	•	•
7	•	•
8	•	•
9	•	•
10	•	•
11	•	•
12	•	•
13	•	•
14	•	•
15	•	•
16	•	•
	M N G F D E P Q	K N B A L M D C Q P F G S R E H J
	TERMINAL LOCATION	

See page C-43 to C-44 for specifications, legends and ordering information.

KEYBOARD MODULES

SPECIFICATIONS

Rating

Rating at 24 Vdc: 10 milliamps, resistive

Contact Resistance: MOS, CMOS, TTL, DTL compatible (10 ohms maximum)

Voltage Breakdown: 250 Vac between mutually insulated parts

Insulation Resistance: 1,000 megohms min.

Life Expectancy: 3,000,000 operations per button

Contact Bounce: Less than 4 milliseconds at make, 10 milliseconds at break

Materials and Finishes

Housing: ABS polycarbonate, black

Buttons: ABS plastic, white. Legends are black.

Snap-On-Cap: Clear polycarbonate

Contact Dome: Stainless steel, selectively gold plated

Terminals: Copper alloy, CDA 725, tin-lead plated

Operating Features

Button Travel: 0.011" (0,28) nominal, total travel

Operating Temperature: -40°C to +80°C

Typical Operating Force: 300 grams

Mounting: Mounts to 1/32" to 1/8" thick PC board

STANDARD LEGENDS

Insertable Style Modules

For prototypes and small quantities

Standard insertable legend modules are an economical way to create your own keyboard legend. Just remove the clear button cap, add any legend, and replace the snap-on cap.

Legend Inserts

For insertable legend modules

Give your keyboard modules the appearance of being printed without the cost. Self-adhesive, printed legend inserts are die cut to fit the buttons. Legend sheet includes commonly used symbols, terms, alpha characters A-Z, and numeric characters 0-99 in News Gothic Condensed typestyle, printed in black on clear backing. Legend sheets also include blank inserts for dry transfer lettering.

87 Series Legend Sheet **Part No. 87AC2046**

Dry Transfer Legends

For additional legend inserts

Sheets include A thru Z in upper and lower case, the numeric characters 0 thru 9, as well as commonly used symbols. The typestyle and size are similar to the chart for printed legends shown below.

Small Print

Part No. 87-DT-2096-088

Medium Print

Part No. 87-DT-2096-125

Large Print

Part No. 87-DT-2096-187

SPECIAL LEGENDS

Printed Legends

For medium volume or short runs

Virtually any character, symbol or pattern which can be photographed can be printed on the button. Grayhill uses epoxy ink which bonds to the surface of the button.

The legend can be printed on either of two surfaces: the top surface of a one-piece button, or the internal surface on the snap-on cap style for maximum wear.

The typestyle chart shows the style and the approximate limitations of Grayhill's standard type. However, limitations differ with the surface

to be printed and the actual characters to be used. If your legend exceeds the chart limits, contact Grayhill for more information. Unless specified, black legends are printed on white buttons.

Additional Ink Color—White ink is stocked for use on dark colored buttons.

Additional Button Colors—For a molding charge, we can provide buttons from other colors which we may have in stock, such as black, red, green, blue, or yellow. Non-stock button/ink colors may require minimum material purchase. To order, or to check currently stocked colors, contact Grayhill.

Molded-in Legends

For high volume production

For legends that will stand up to abuse and constant wear for the life of your keyboard, use molded-in legends. The two-shot molding process molds the legend and button together. Your special legend can be made from existing Grayhill molds or we can tool special ones.

Buttons are available with black legends molded in white or other light backgrounds, or with white legends molded into dark backgrounds. See Printed Buttons, Additional Button Colors. To order, contact Grayhill.

Type No. and Typical Height	Sample Style and Typical Sizes	Sub Surface Character and Line Limitations	Top Surface Character and Line Limitations
4GH088 .083"	ABCDEFGH	4 Characters 2 Lines 	4 Characters 2 Lines
1GH125 .138"	ABCDE	3 Characters 1 Line 	3 Characters 1 Line
3GH187 .207"	ABCD	2 Characters 1 Line 	2 Characters 1 Line
2GH250 .276"	ABC	N/A	2 Characters 1 Line