



3D35 3.5-INCH DISPLAY

Versatile CAN-based Display for Off-Highway Vehicles

- Easy application creation and integration with TouchGFX
- Up to 2 CAN bus ports (CAN FD capable)
- Powerful processor with sub-second boot time
- Scratch-resistant/anti-glare cover glass is optically bonded to LCD for superior mechanical and visual performance
- Bright, 1000-nit display is backlit and provides high-contrast text and full-color graphics for excellent sunlight readability
- Convenient flush mounting provides a modern look and feel to seamlessly blend with vehicle cab design
- Armrest, A-post, and dashboard mounting
- Rugged design for extreme environments



YOUR EXPERTS IN CAB CONTROLS

Grayhill specializes in the design, development, and production of human interface controls, including:

- Cab user interface design
- Customized control panels
- CAN bus interface devices

VERSATILE DISPLAY. MANY FEATURES.

Bright.

This 3.5-inch backlit LCD (480×320) is very bright (1000 nits) providing good daylight readability. It has software controlled LED backlighting and 18 bit color.

Adaptable.

Designed for integration into off-highway vehicles. It functions in 12V/24V operation and is sealed against the ingress of liquids and dust.

Rugged.

The protective cover lens is scratch resistant glass, not plastic. Optical bonding of the cover glass improves impact resistance.

Powerful.

The powerful embedded computer can monitor and display many events simultaneously:

- 550MHz
- 16MB RAM
- 32MB Flash

Adjustable.

There are many system interface options:

- Up to two CAN bus ports
- Up to three analog/digital inputs
- Up to two digital outputs

Useful.

Ideal for agriculture and construction vehicle applications, including virtual gauges, diagnostic menus, engine monitor, operator input, fault indicators and service reminders.

Readable.

Optically bonding the display and cover glass reduces reflections. An anti-glare etching further improves readability in bright sunlight.

Easy to Program.

PC-based configuration tools make application development fast and easy. Add drag and drop graphics, bitmaps, and text with the click of a mouse.



VERSATILE DISPLAY. ALL THE SPECIFICATIONS.

General Information

Display	3.5" color transmissive TFT LCD, IPS wide viewing angle
Resolution	480×320 pixels, 18 bit color
Aspect Ratio	3:2
Backlighting	LED, 1000 cd/m² or nits
Microprocessor	CORTEX M7, 550MHZ
Flash Memory	32MB
RAM	16MB
Real Time Clock	Internal non-rechargeable battery backup
CAN	(2) CAN 2.0 B CAN FD Capable
Inputs	(3) 0-32 VDC discrete digital or 0-10V Analog
Outputs	(2) digital 200 mA switched high side
Approximate Unit Weight	250g

Power Specifications

Operating Voltage	8VDC to 32VDC
Power Consumption	3 Watts (typical)

Electrical Performance Specifications

Maximum Load	ISO 16750-4 5.1.2.2	T(max) = +75C
Jump Start Voltage	ISO 16750-2 4.3.2	36V for 60 min
Short Circuit Protection	ISO 16750-2 4.10	36V
Reverse Polarity Protection	ISO 16750-2 4.7	-36V
Starting Profile	ISO 16750-2 4.6.3	12V, Level II Class B and Level IV Class A 24V, Level II Class A and Level III Class A
Superimposed Alternating Voltage	ISO 16750-2 4.4	Severity 2 and 3
Load Dump (Unclamped)	ISO16750-2 4.6.4.2.2	12V: Us = 101V, Ri = 0.5 ohm, td=400ms 24V: Us = 202V, Ri = 1.0 ohm, td=350ms
Parallel Inductive Load	ISO7637-2 Pulse 1	-600V
Wire Harness Inductance Switching	ISO 7637-3 Pulse A & B	CCC Fast a/b: Level 4 -80V/+80V ICC Slow a/b: Level 4 -10V/+10V

CE Compliance

EMC	ISO 13766-1:2018	ESA
-----	------------------	-----

Mechanical Performance

Vibration, Random	ANSI/ASAE EP455 5.15.1	2h each axis 50Hz to 2000Hz
Vibration, Sinusoidal	ANSI/ASAE EP455 5.15.2	A logarithmic sweep from 10Hz to 2000Hz to 10Hz over a period of 20 minutes for 4 hours in each axis
Shock	ANSI/ASAE EP455 5.14	11ms half sine pulse of 490 m/s² in 3 axis
Drop	ANSI/ASAE EP455 5.14.2 Level 1	400 mm onto a hardwood bench top on all practical edges

Environmental Specifications

Operating Temperature	ISO 16750-4 Section 5.1.1.2, 5.1.2.2	-30°C to +75°C
Storage Temperature	ISO 16750-4 Section 5.1.1.1, 5.1.2.1	-40°C to +85°C
Thermal Shock	ISO 16750-4 Section 5.4.3	
Altitude (Barometric Pressure)	ANSI/ASAE EP455 5.2.2	101.3kPa to 18.6kPa
Ingress: Wash Down	ISO 20653	IPX9K
Ingress: Submersion	ISO 20653	IPX7
Ingress: Sand and Dust	ISO 20653	IP6K
Solar Radiation	ISO 4892-2	Method B, Cycle 2
Storage Humidity	ISO 16750-4	85% humidity at 40°C for 240 hours
Chemical Resistance	ISO 16750-5	Table 1 except Battery Fluid and Runway De-icer
Screen Impact	IK7 rating	2 joules

Electromagnetic Compatibility Specifications

ESD	ISO 10605-2008 (Handling) ISO 10605-2008 (Powered)	+/-25kV Air, +/- 15kV contact +/-20kV Air, +/- 15kV contact
Radiated Immunity	ISO11452-2	ALSE: 80-2000MHz CW 100V/M ALSE: 80-2000MHz AM Mod 1KHz 80% 100V/M ALSE: 800 - 2000MHz PM1 Mod 100V/M
Conducted Emissions	CISPR25	Level 3
Radiated Emissions	ISO14982	
Conducted Immunity	ISO 11452-4	0.5-400MHz 100 mA, 1KHz AM 80% Mod 0.5-400MHz 100 mA, CW

Software Development Tools

TouchGFX	Drag and drop application development. C language backend logic and functions.
----------	--

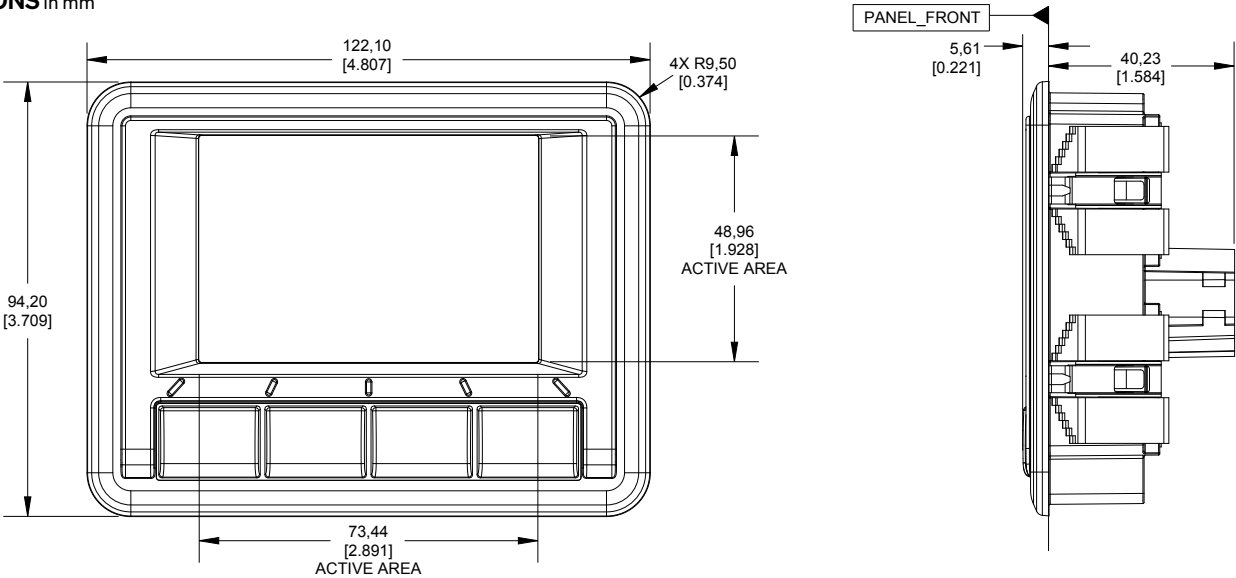
Easily create custom graphic icons, text boxes and active gauge elements that can monitor CAN bus parameters such as J1939.

- Applications can be developed in TouchGFX.
- A development kit is offered to provide the hardware and software required to set up a programmer's workstation for use with the device.



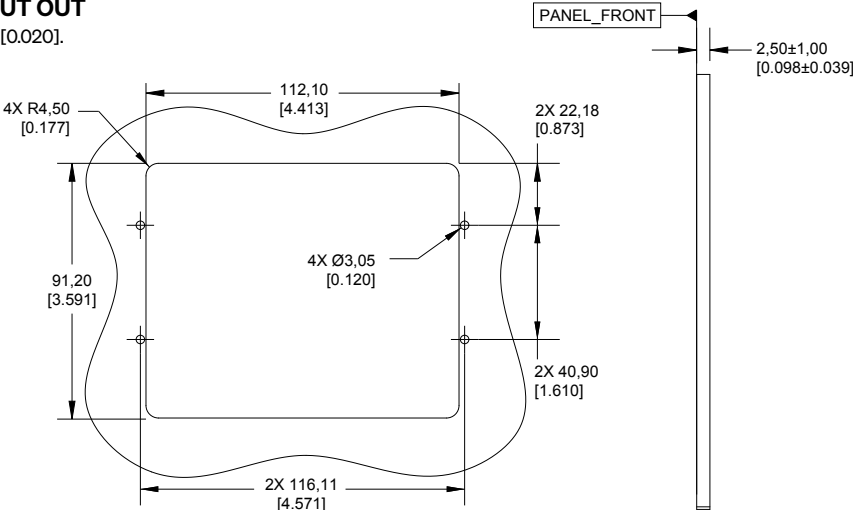
Specifications are subject to change.

DIMENSIONS in mm

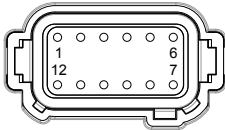


RECOMMENDED PANEL CUT OUT

Tolerances for this sheet are ± 0.50 [0.020].



REAR CONNECTOR



Mating Connector: DEUTSCH DT06-12SA

PINOUT

Pin	Function	Pin	Function	Pin	Function	Pin	Function	Pin	Function	Pin	Function
1	VIN Positive	2	VIN Return	3	CAN2 HI	4	CAN2 LO	5	INPUT 1	6	INPUT 2
7	INPUT 3	8	Digital OUT 1	9	Digital OUT 2	10	Analog RET	11	CAN1 HI	12	CAN1 LO

VERSATILE DISPLAY. ORDER INFORMATION.

ITEM	CAN1	CAN2	RTC	DIG IN/ANALOG IN	DIG OUT	SOFTWARE DEV	IP67
3D35XK-100	Y	Y	Y	3	2	N	Y
3D35XK-101D	Y	Y	Y	3	2	Y	N
3D35DEV-100	Development Kit: 3D35XK-101D display with 3DXX1314-1 Power/CAN cable						

Specifications are subject to change.