



550-102 D-Subminiature Qwik-Ty® Strain-Relief Split Backshell

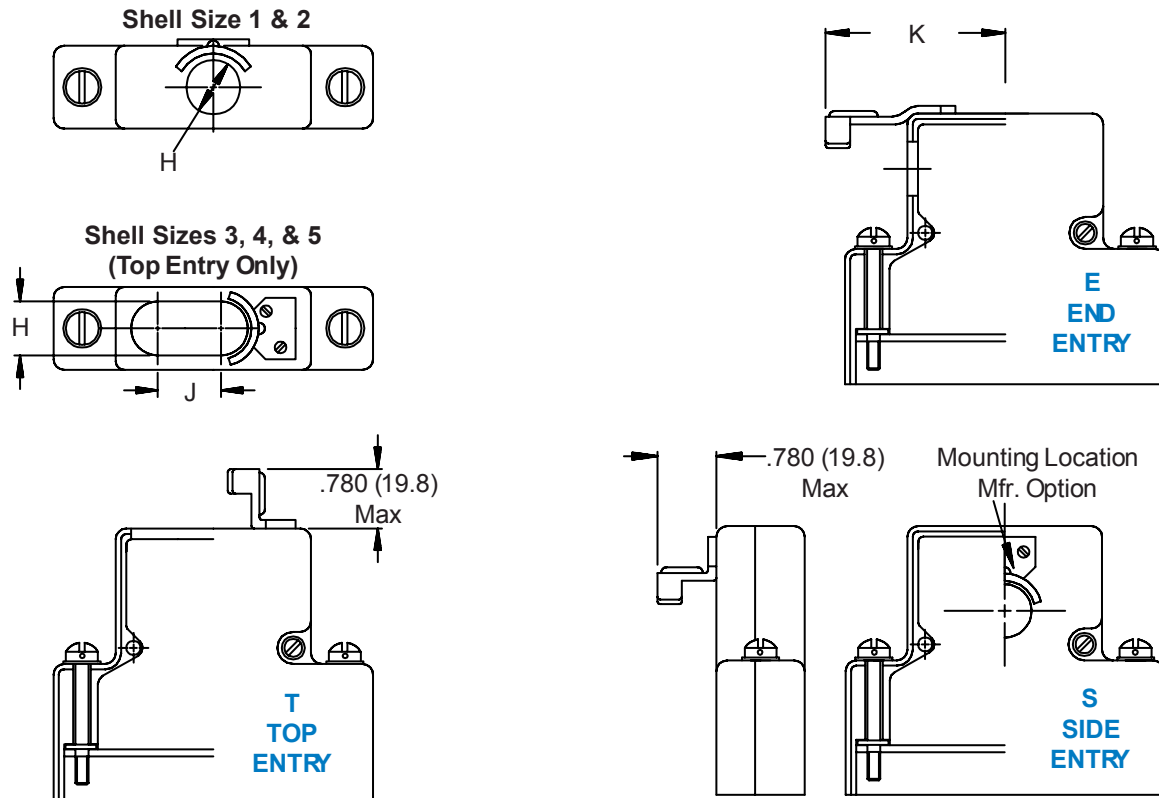
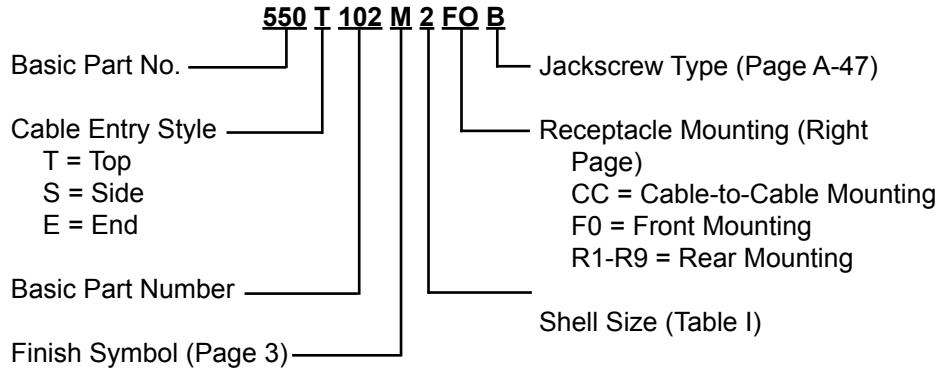
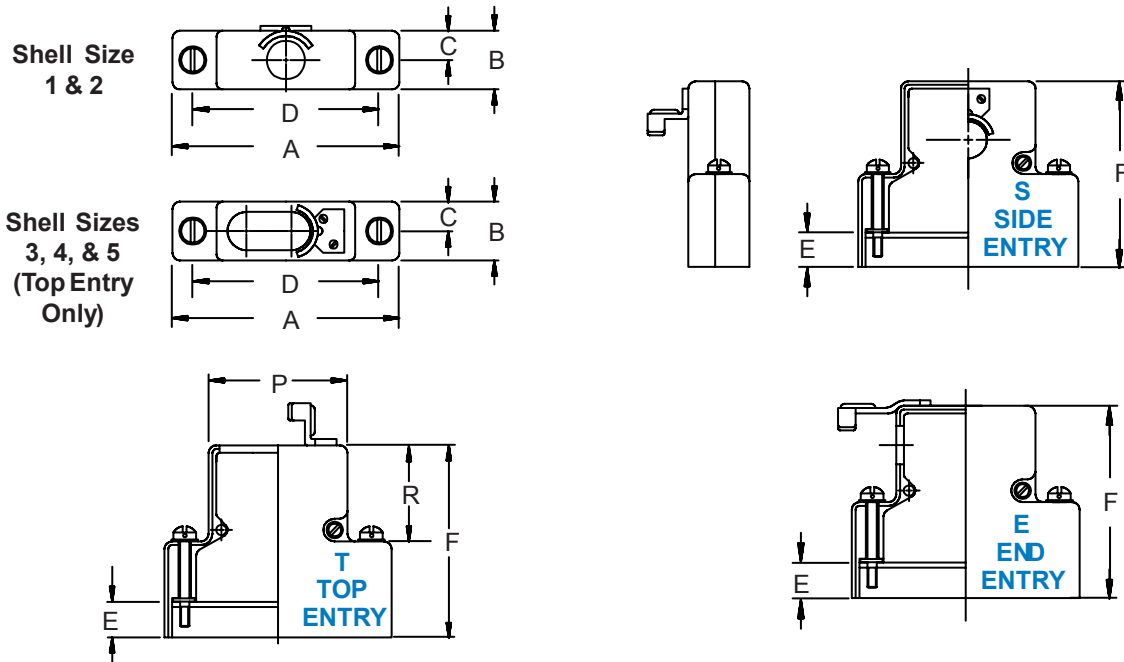


TABLE I: SHELL SIZE & CABLE ENTRY					
Shell Size	Com'l		H Entry	J Dim	K Max
	Shell Size	Ref			
1	E/09		.437 (11.1)	n/a	1.08 (27.4)
2	A/15		.500 (12.7)	n/a	1.25 (31.8)
3	B/25		.500 (12.7)	.200 (5.1)	1.52 (38.6)
4	C/37		.500 (12.7)	.600 (15.2)	1.84 (46.7)
5	D/50		.600 (15.2)	.500 (12.7)	1.79 (45.5)
6*	F/104		1.000 (25.4)	n/a	1.84 (46.7)

*Shell size 6 available in Top Entry only

1. Metric dimensions (mm) are indicated in parentheses.
2. **DO NOT USE CONNECTORS WITH FLOAT MOUNTINGS.**

D-Subminiature Split Backshells Standard Dimensions



COMMON BACKSHELL DIMENSIONS

Shell Size	Com'l Shell Size Ref	A Max	B Max	C Ref.	D ±.005 (.1)	P	R Ref
1	E/09	1.393 (35.4)	.624 (15.8)	.312 (7.9)	.984 (25.0)	.730 (18.5)	.719 (18.3)
2	A/15	1.706 (43.3)	.624 (15.8)	.312 (7.9)	1.312 (33.3)	1.050 (26.7)	.719 (18.3)
3	B/25	2.265 (57.5)	.624 (15.8)	.312 (7.9)	1.852 (47.0)	1.594 (40.5)	.938 (23.8)
4	C/37	2.900 (73.7)	.624 (15.8)	.312 (7.9)	2.500 (63.5)	2.240 (56.9)	.938 (23.8)
5	D/50	2.800 (71.1)	.750 (19.1)	.375 (9.5)	2.406 (61.1)	2.140 (54.4)	.938 (23.8)
6	F/104	2.900 (73.7)	.844 (21.4)	.422 (10.7)	2.500 (63.5)	2.240 (56.9)	1.094 (27.8)

CABLE MOUNTING DIMENSIONS

Dash No.	Panel Thickness	E	F ± .031 (0.79)		
			Sizes 1 & 2	Sizes 3 - 5	Size 6
CC	n/a	.174 (4.4)	1.451 (36.9)	1.671 (42.4)	1.820 (46.2)
F0	n/a	.343 (8.7)	1.625 (41.3)	1.844 (46.8)	2.000 (50.8)
R1	.031 (.8)	.247 (6.3)	1.525 (38.7)	1.745 (44.3)	1.890 (48.0)
R2	.047 (1.2)	.231 (5.9)	1.509 (38.3)	1.728 (43.9)	1.875 (47.6)
R3	.062 (1.6)	.216 (5.5)	1.500 (38.1)	1.720 (43.7)	1.860 (47.2)
R4	.093 (2.4)	.185 (4.7)	1.470 (37.3)	1.690 (42.9)	1.829 (46.5)
R5	.104 (2.6)	.174 (4.4)	1.451 (36.9)	1.671 (42.4)	1.820 (46.2)
R6	.125 (3.2)	.153 (3.9)	1.430 (36.3)	1.650 (41.9)	1.798 (45.7)
R7	.156 (4.0)	.125 (3.2)	1.400 (35.6)	1.620 (41.1)	1.767 (44.9)
R8	.135 (3.4)	.140 (3.6)	1.417 (36.0)	1.637 (41.6)	1.805 (45.8)
R9	.188 (4.8)	.094 (2.4)	1.368 (34.7)	1.590 (40.4)	1.740 (44.2)

1. Metric dimensions (mm) are indicated in parentheses.
2. Consult factory for shell size 6 configurations.