



Micro-D Plastic Shell Pre-Wired Pigtails, Insulated Wire



Micro-D Pre-Wired Pigtails – These connectors feature gold plated TwistPin contacts and mil spec crimp termination. High temperature liquid crystal polymer (LCP) housings are 30% glass-filled.

Choose the Wire Type and Size To Fit Your Application – If on-hand availability is most important, choose #26 AWG Type K mil spec Teflon® wire.

MWD Low-Profile Plastic Micro-D's are non-environmental and are smaller and lighter weight than metal shell versions.

HOW TO ORDER MWD PLASTIC SHELL PRE-WIRED MICRO-D CONNECTORS

Series	Contact Layout	Contact Type	Wire Gage (AWG)	Wire Type	Wire Color	Wire Length Inches	Hardware	
MWDL MWD Series ("L" designates LCP thermoplastic housing)	9	P – Pin	4 – #24	K – M22759/11 600 Vrms Teflon® (TFE)	1 – White	18 Wire Length In Inches. "18" Specifies 18 Inches.	B P M M1 S S1	
	15	S – Socket	6 – #26		J – M22759/33 600 Vrms Modified Cross-Linked Tefzel® (ETFE)			2 – Yellow
	21		8 – #28	5 – Color-Coded Stripes Per MIL-STD-681				
	25		0 – #30					7 – Ten Color Repeating
	31		E – NEMA HP3-EB 600 Vrms Type E M16878/4 (TFE) (replaced by M22759/11 for mil spec applications)					
	37							
51								

Sample Part Number

K

MWDL	- 25	S	- 4	K	7	- 18	B
------	------	---	-----	---	---	------	---

MICRO-D MOUNTING HARDWARE

B	P	M	M1	S	S1
Thru-Hole Order Hardware Separately	Jackpost Removable Includes Nut and Washer	Jackscrew Hex Head Removable E-ring	Jackscrew Hex Head Removable E-ring Extended	Jackscrew Slot Head Removable E-ring	Jackscrew Slot Head Removable E-ring Extended

Micro-D Plastic Shell Pre-Wired Pigtails, Insulated Wire

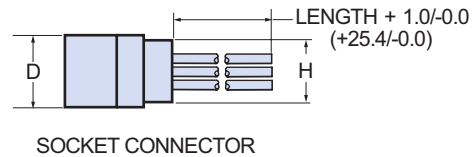
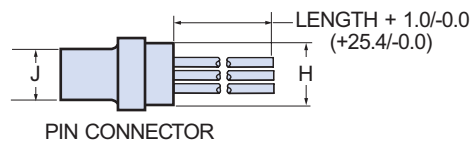
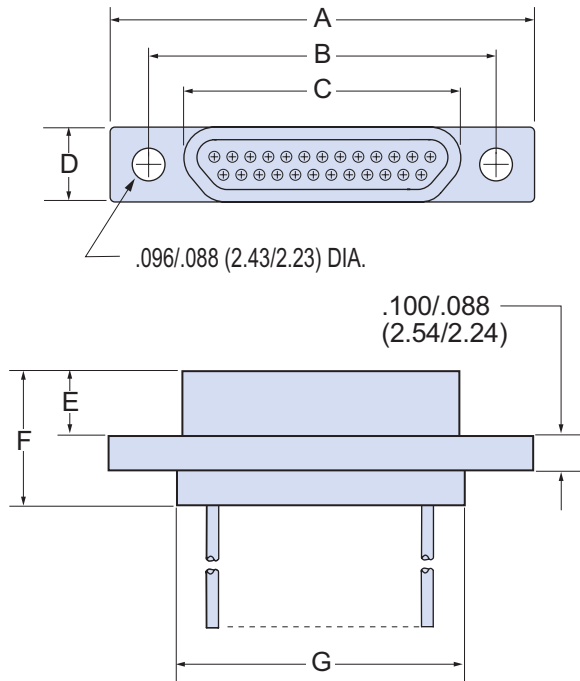


PERFORMANCE SPECIFICATIONS

Current Rating	3 AMP
DWV	600 VAC Sea level
Insulation Resistance	5000 Megohms Minimum
Contact Resistance	8 Milliohms Maximum
Operating Temperature	-55° C. to +150° C.
Shock, Vibration	50 g., 20g.
Mating Force	(10 Ounces) X (# of Contacts)

MATERIALS AND FINISHES

Connector Shell	Liquid Crystal Polymer (LCP)
Insulator	Liquid Crystal Polymer (LCP)
Interfacial Seal	Flourosilicone Rubber, Blue
Pin Contact	Beryllium Copper Gold over Nickel Plating
Socket Contact	Copper Alloy Gold Over Nickel Plating
Hardware	300 Series Stainless Steel
Encapsulant	Epoxy Resin Hysol EE4215



MICRO-D PLASTIC SHELL INSULATED WIRE PIGTAIL DIMENSIONS

Layout	A Max.		B		C Max.		D Max.		E Max.		F Max.		G Max.		H Max.		J Max.	
	In.	mm.	In. ±.003	mm. ±0.08	In.	mm.	In.	mm.	In.	mm.	In.	mm.	In.	mm.	In.	mm.	In.	mm.
9P	.785	19.94	.565	14.35	.292	7.42	.218	5.54	.202	5.13	.395	10.03	.408	10.36	.173	4.39	.139	3.53
9S	.785	19.94	.565	14.35	.380	9.65	.218	5.54	.185	4.70	.375	9.53	.408	10.36	.173	4.39		
15P	.935	23.75	.715	18.16	.442	11.23	.218	5.54	.202	5.13	.395	10.03	.558	14.17	.173	4.39	.139	3.53
15S	.935	23.75	.715	18.16	.530	13.46	.218	5.54	.185	4.70	.375	9.53	.558	14.17	.173	4.39		
21P	1.080	27.43	.865	21.97	.592	15.04	.218	5.54	.202	5.13	.395	10.03	.708	17.98	.173	4.39	.139	3.53
21S	1.080	27.43	.865	21.97	.680	17.27	.218	5.54	.185	4.70	.375	9.53	.708	17.98	.173	4.39		
25P	1.185	30.01	.965	24.51	.692	17.58	.218	5.54	.202	5.13	.395	10.03	.808	20.52	.173	4.39	.139	3.53
25S	1.185	30.01	.965	24.51	.780	19.81	.218	5.54	.185	4.70	.375	9.53	.808	20.52	.173	4.39		
31P	1.335	33.91	1.115	28.32	.842	21.39	.218	5.54	.202	5.13	.395	10.03	.958	24.33	.173	4.39	.139	3.53
31S	1.335	33.91	1.115	28.32	.930	23.62	.218	5.54	.185	4.70	.375	9.53	.958	24.33	.173	4.39		
37P	1.485	37.72	1.265	32.13	.992	25.20	.218	5.54	.202	5.13	.395	10.03	1.108	28.14	.173	4.39	.139	3.53
37S	1.485	37.72	1.265	32.13	1.080	27.43	.218	5.54	.185	4.70	.375	9.53	1.108	28.14	.173	4.39		
51P	1.435	36.45	1.215	30.86	.942	23.93	.260	6.60	.202	5.13	.395	10.03	1.058	26.87	.220	5.59	.182	4.62
51S	1.435	36.45	1.215	30.86	1.030	26.16	.260	6.60	.185	4.70	.375	9.53	1.058	26.87	.220	5.59		