

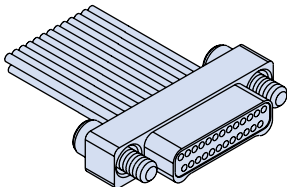
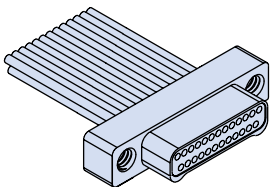
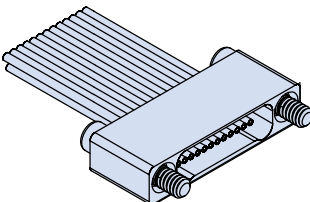
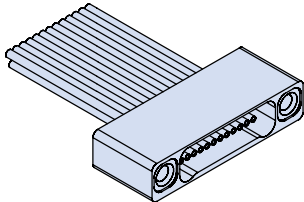
**Nanominiature Connectors with Insulated Wire** feature gold alloy TwistPin contacts. Contacts are precision-crimped to insulated, stranded wire. These nanominiature connectors offer premium performance and reliability for demanding applications. Contact spacing is .025 inches. 1 amp current rating, DWV rating 250 volts AC. Wire gages #30 and #32 AWG.

**TwistPin Contact System** assures premium performance in demanding environments. The gold/platinum alloy contacts will stand up to years of exposure without corrosion.

**Typical Applications** include UAV's, satellites, missile systems and geophysical instruments.

How to Order	
<b>Sample Part Number</b>	891-002 -25S A2 -0 B 7 -12 J
<b>Series</b>	891-001 = Plug 891-002 = Receptacle
<b>Insert Arrangement/ Contact Type</b>	Plugs (891-001): 9P, 15P, 21P, 25P, 31P, 37P, 41P, 51P, 65P, 69P, 85P Receptacles (891-002): 9S, 15S, 21S, 25S, 31S, 37S, 41S, 51S, 65S, 69S, 85S
<b>Shell Material and Finish</b>	A1 = Aluminum Shell, Cadmium Plating      T = Titanium Shell, Unplated A2 = Aluminum Shell, Electroless Nickel Plating      S = Stainless Steel Shell, Passivated
<b>Wire Gage</b>	0 = #30 AWG    2 = #32 AWG (Wire Type 'B' Only)
<b>Wire Type</b>	A = Ultra Lightweight XLETFE Insulation, Silver Coated Ultra High Strength Copper. (Not available in #32 AWG) B = Extruded PTFE Insulation, Silver Coated Copper NEMA HP3-ETX (MIL-W-16878/6) C = Cross Linked Modified ETFE Insulation, Silver Coated High Strength Copper. MIL-W-22759/33 (Not available in #32 AWG)
<b>Wire Color Code</b>	1 = White    2 = Yellow    7 = 10 Color Repeating (Wire Type A is striped, Types B & C are solid colors)
<b>Wire Length</b>	12 = 12.00 + 1.00 inches; as required in one inch increments.
<b>Hardware</b>	J = Hex Head Jackscrew      T = Female Threads* *Female threads are available on plug connectors only if the shell material is titanium or stainless steel.

D

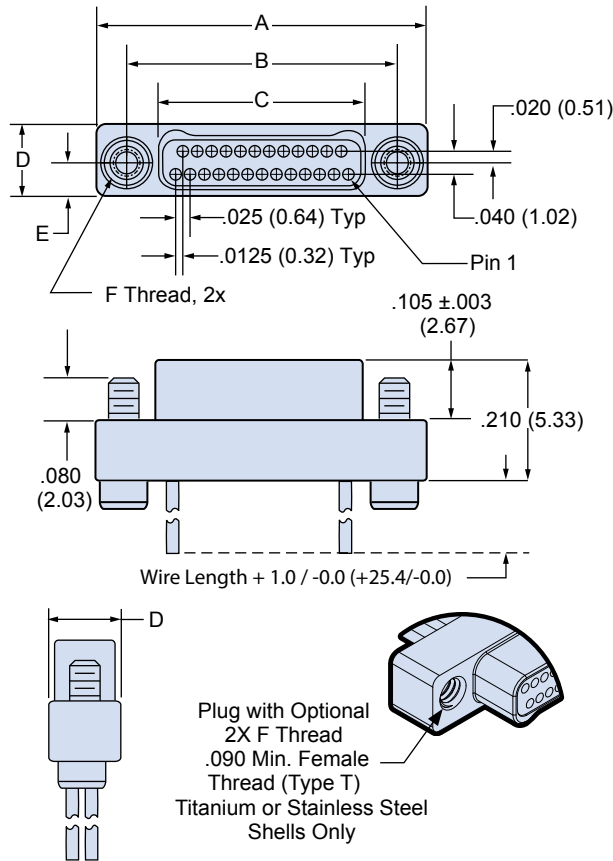
Plug (Pin) Connector		Receptacle (Socket) Connector	
			
J - Jackscrew Option	T - Female Thread Option	J - Jackscrew Option	T - Female Thread Option

**NOTES**

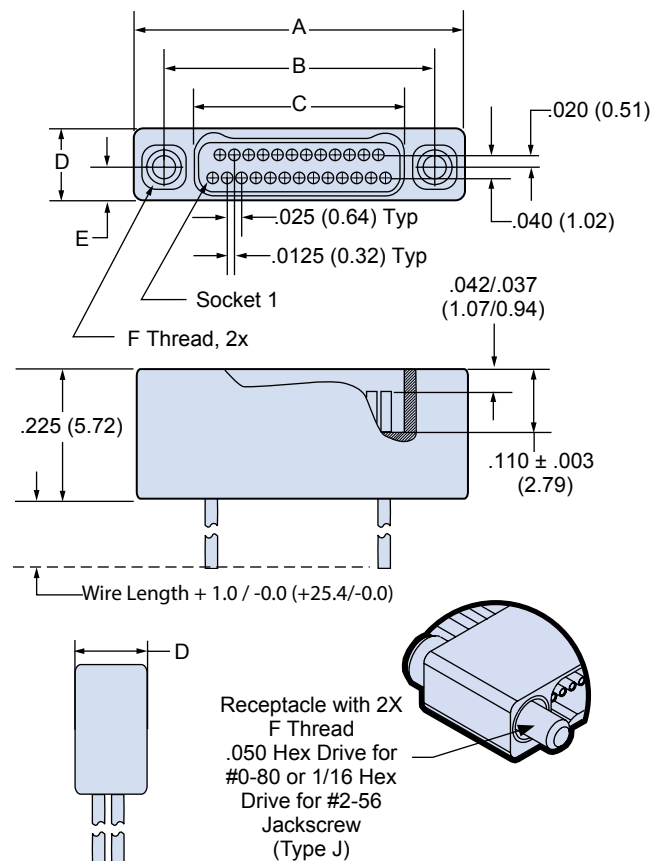
- Material and Finishes:
  - Shell: see part number break down
  - insulator: LCP/N/A
  - Contacts: gold alloy per ASTM B477 and ASTM B541
  - Wire: see part number break down
  - Hardware: passivated stainless steel
- Inspect and Test IAW MIL-DTL-32139
- Interface dimensions per MIL-DTL-32139/3 and /4

### Dimensions

#### 891-001 Plug (pin) Connector



#### 891-002 Receptacle (Socket) Connector



Layout	A		B BSC.		C BSC.		D		E BSC.		F Thread
	In. ± .005	mm. ± 0.13	In.	mm.	In.	mm.	In. ± .005	mm ± 0.13	In.	mm	
9P	.375	9.52	.270	6.86	.160	4.06	.125	3.18	.0575	1.46	#0-80 UNF
9S	.375	9.52	.270	6.86	.163	4.14	.125	3.18	.0575	1.46	#0-80 UNF
15P	.450	11.43	.345	8.76	.235	5.97	.125	3.18	.0575	1.46	#0-80 UNF
15S	.450	11.43	.345	8.76	.238	6.04	.125	3.18	.0575	1.46	#0-80 UNF
21P	.525	13.33	.420	10.67	.310	7.87	.125	3.18	.0575	1.46	#0-80 UNF
21S	.525	13.33	.420	10.67	.313	7.95	.125	3.18	.0575	1.46	#0-80 UNF
25P	.575	14.60	.470	11.94	.360	9.14	.125	3.18	.0575	1.46	#0-80 UNF
25S	.575	14.60	.470	11.94	.363	9.22	.125	3.18	.0575	1.46	#0-80 UNF
31P	.650	16.51	.545	13.84	.435	11.05	.125	3.18	.0575	1.46	#0-80 UNF
31S	.650	16.51	.545	13.84	.438	11.12	.125	3.18	.0575	1.46	#0-80 UNF
37P	.725	18.41	.620	15.75	.510	12.95	.125	3.18	.0575	1.46	#0-80 UNF
37S	.725	18.41	.620	15.75	.513	13.03	.125	3.18	.0575	1.46	#0-80 UNF
41P	.775	19.69	.670	17.02	.560	14.23	.125	3.18	.0575	1.46	#0-80 UNF
41S	.775	19.69	.670	17.02	.563	14.30	.125	3.18	.0575	1.46	#0-80 UNF
51P	.900	22.86	.795	20.19	.685	17.40	.125	3.18	.0575	1.46	#0-80 UNF
51S	.900	22.86	.795	20.19	.688	17.47	.125	3.18	.0575	1.46	#0-80 UNF
65P	1.075	27.30	.970	24.64	.860	21.84	.125	3.18	.0575	1.46	#0-80 UNF
65S	1.075	27.30	.970	24.64	.863	21.92	.125	3.18	.0575	1.46	#0-80 UNF
69P	1.125	28.57	1.020	25.91	.910	23.11	.125	3.18	.0575	1.46	#0-80 UNF
69S	1.125	28.57	1.020	25.91	.913	23.19	.125	3.18	.0575	1.46	#0-80 UNF
85P	1.377	34.97	1.246	31.65	1.110	28.19	.150	3.81	.0700	1.78	#2-56 UNC
85S	1.377	34.97	1.246	31.65	1.113	28.27	.150	3.81	.0700	1.78	#2-56 UNC