Assembly Numbers	PCL	Key Option	Color	Slot	Components: Housing	TPA	TCI	Mat Seal	Plugged (X) Seal Positions 1	2	3	4	5	6	7	8	9	10	Total Circuits	Test Method	Mates With Assembly (Reference Only)	
54241000	D	A	Black	1	54241058	54241084	54241085	54241089											10	USCAR-2 Rev 4 USCAR-20 Rev 2	54241030	54241030N
54241001	D	B	Grey		54241059														10		54241031	54241031N
54241002	D	C	Brown		54241060														10		54241032	54241032N
54241003	D	D	Green		54241061														10		54241033	54241033N
54241004	D	A	Black	2	54241062														10		54241030	54241030N
54241005	D	B	Grey		54241063														10		54241031	54241031N
54241006	D	C	Brown		54241064														10		54241032	54241032N
54241007	D	D	Green		54241065														10		54241033	54241033N
54241008	D	A	Black	1	54241050								X						9		54241034	54241034N
54241009	D	B	Grey		54241051								X						9		54241035	54241035N
54241010	D	A	Black	2	54241054								X						9		54241034	54241034N
54241011	D	B	Grey		54241055								X						9		54241035	54241035N
54241012	D	A	Black	1	54241050								X	X					8		54241036	54241036N
54241013	D	B	Grey		54241051								X	X					8		54241037	54241037N
54241014	D	A	Black	2	54241054								X	X					8		54241036	54241036N
54241015	D	B	Grey		54241055								X	X					8		54241037	54241037N
54241016	E	A	Black	1	54241050				X	X			X	X		X	X	X	3		54241038	54241038N
54241017	E	A	Black		54241050				X	X			X	X			X	X	4		54241039	54241039N
54241018	F	A	Black	2	54241054										X	X	X	X	6			
54241019	G	A	Black	1	54241050				X	X			X	X					6		54241041	54241041N
54241020	G	A	Black													X	X		8		54241042	54241042N
F606300	J	A	Black															X	9		F706300	

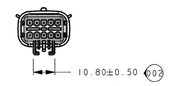

CLIP SLOT TYPE-1

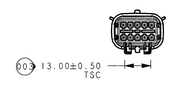

CLIP SLOT TYPE-2

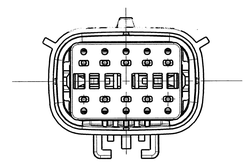

ACTUAL SIZE VIEW

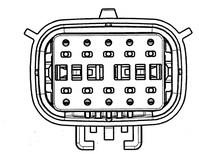

OPTION - A

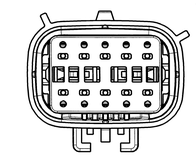

OPTION - B

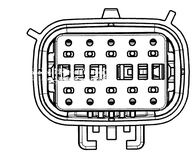

OPTION - C

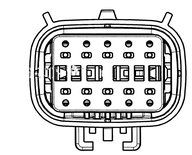

OPTION - D

POLARIZATION OPTIONS

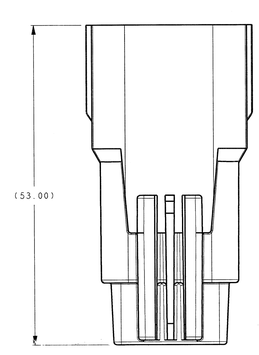

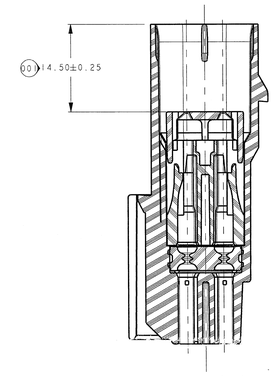

SECTION A-A
SCALE 3.000

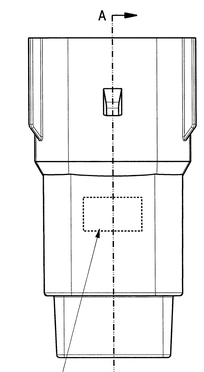

ASSEMBLY NUMBER DATE CODE THIS AREA

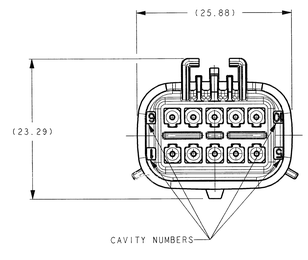

CAVITY NUMBERS

NOTES:

1) MAXIMUM TEMPERATURE CLASS:
   CLASS 3 (125°C)

2) TEST METHOD PER:
   SAE/USCAR-2 REV-4
   SAE/USCAR-20 REV-2

3) CONNECTOR MAY BE USED WITH THE FOLLOWING RANGE OF WIRE SIZES/TYPES:
   -SIZE:22 GAGE- 16 GAGE- 1.50mm MIN O.D. TO 2.41mm MAX O.D.
   -TYPE: TXL (MIL)23-A /MS-8288)
   -CONTACT FCI ENGINEERING REGARDING USE OF OTHER WIRE TYPES AND/OR SIZES

4) CONNECTOR MAY BE USED WITH THE FOLLOWING TERMINALS:
   -FCI APEX150 WITH WIRE SIZES DEFINED IN NOTE 3.
   SEE FCI DRAWING J54011 FOR SPECIFIC PART NUMBERS AND CRIMPING REQUIREMENTS.
   -CONTACT FCI ENGINEERING REGARDING USE OF COMPATIBLE NON FCI TERMINALS

5) ANNUAL QUALITY REQUIREMENTS:
   IT IS PERMISSIBLE TO PERFORM CONTINUOUS CONFORMANCE PER FCI SPECIFICATION #AQA-001 INSTEAD OF ANNUAL LAYOUT AND ANNUAL PV REQUIREMENTS OF QS-9000 SECTION 2 AND SAE/USCAR-2 REV-4.

RECOMMENDED COMPONENTS			
FCI PART NUMBER	ITEM DESCRIPTION	PLATING	GRIP SIZE
54001626	APEX 150 TERMINAL	TIN	16,18
54002001	APEX 150 TERMINAL	TIN	20,22
54001628	APEX 150 TERMINAL	GOLD	16,18
54002003	APEX 150 TERMINAL	GOLD	20,22
54241629	APEX 150 UNIVERSAL SEAL PLUG	-	-
54200010	DBLX-MASTREE CLIP W/FORWARD STOP (FOR TYPE 1 CLIPSLOT ONLY)	-	-

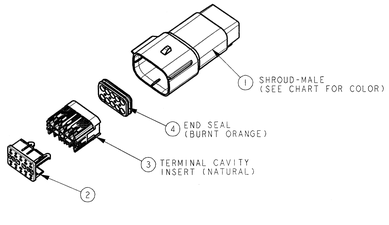

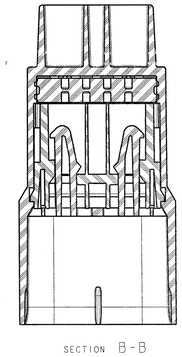

SECTION B-B
T.P.A IN FINAL POSITION

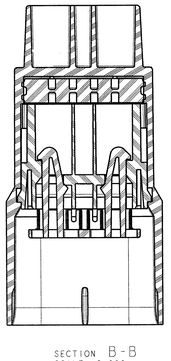

SECTION B-B
SCALE 3.000

11991	10/17/08	J	CHART COMP CHART	ADDED ASSEMBLY F606300 WAS 56350010	RCB	RCB	RCB
10029	11/12/07	H	NOTES	REVISED NOTES 3 & 4	RCB	RCB	RCB
9671	07/06/07	G	CHART	ADDED P/N S 54241018-54241020 REV HOUSING PART NUMBER	RCB	FAH	FAH
9640	06/25/07	F	CHART	ADDED 54241018 ADDED APPL COMP CHART	RCB	FAH	FAH
-	-	-	-	REVISED DRAWING LAYOUT REVISED CHART	-	-	-
9287	02/14/07	E	CHART	ADDED 54241016-17. UPDATED CHART	TJL	FAH	FAH
8036	05/26/06	D	E4	UPDATED NOTE #3 ADDED INSULATION Ø 3.4mm-Ø1.5	JRG	FAH	FAH
			K21 CHART	120.01 WAS 132.23 ADDED 54241015 ALL HOUSING NUMBERS			
7997	09/09/05	C	-	UPDATED VIEWS DIMENSION BALLOONS ADDED	FAH	FAH	FAH
			K6 K1	REMOVED 8.00. ADDED 10.80±0.50 REMOVED 11.05. ADDED 13.00±0.50			
6936	07/06/04	B	-	ADDED "MATES WITH" INFO TO CHART	FAH	FAH	FAH
			L8	ADDED COLOR CALLOUTS TO EXPLODED VIEW			
			K1-K6	ADDED CLIP SLOT DIMENSIONS AND VIEWS			
			E3	ADDED NOTES			
			N1-P1	CORRECTED KEY OPTIONS (B & D SWITCHED)			
			L18	14.50±0.25 WAS (14.50)			
6578	04/16/04	A	-	RELEASED	FAH	FAH	FAH
ECN-NUMBER	DATE: M-D-YY	REVISION	ZONE	CHANGE DESCRIPTION	DRAWN BY	CHK. BY	APPR. BY

PROJECT SPEC.: - | PACKAGING SPEC.: - | APPLICATION SPEC.: - | SURFACE FINISH: -

THIS DRAWING AND ALL OTHER INFORMATION CONTAINED THEREIN IS THE PROPERTY OF FCI AND SHALL NOT BE COPIED OR DISCLOSED TO ANY PARTY OR USED FOR ANY PURPOSE, EXPRESSED OR IMPLIED, WITHOUT THE EXPRESSED WRITTEN PERMISSION OF FCI.
© FCI April 1999

TOLERANCES: - | MATERIAL: - | CUSTOMER NO.: - | COLOR: - | DO NOT SCALE DRAWING | TOOL NO.: - | ECO (ver. Code): NA

FCI | CAD SYSTEM: Pro/E | DIMENSION IN MILLIMETERS | ANG. DIV. ±0° | ANGLE: ±0° | SIZE: A0

	DATE	NAME
DRAWN BY	29.12.03	RAMA K
CHECKED BY	04/16/04	F HOLUB
APPROVED BY	04/16/04	F HOLUB

TITLE: APEX 150 ASSEMBLY 10 WAY MALE

DRAWING NUMBER: K54001

CAT. NO.: AM-030363 | FILE NO.: - | FILE NAME: K54001

SHEET: 1 / 1 | SCALE: 3:1