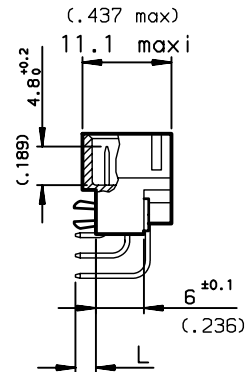
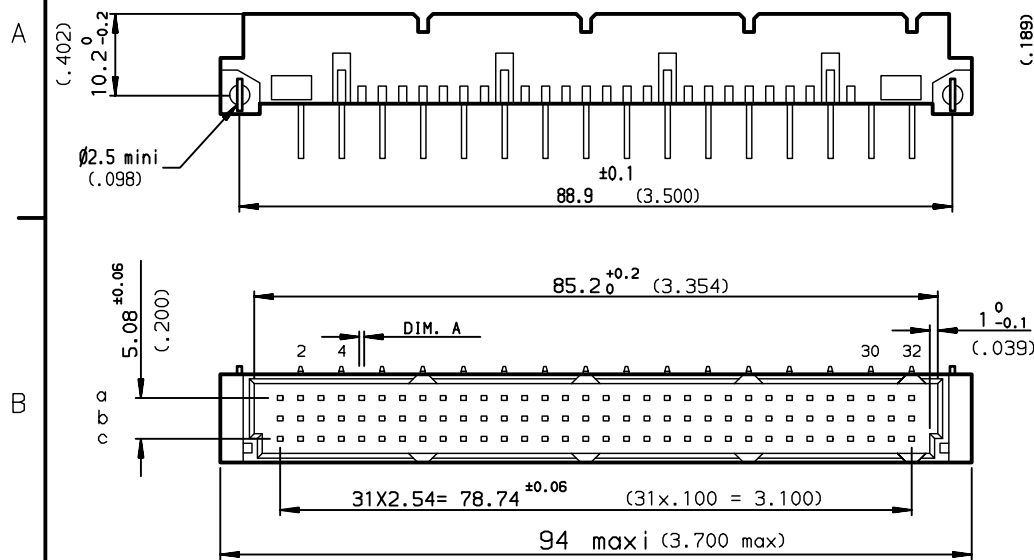
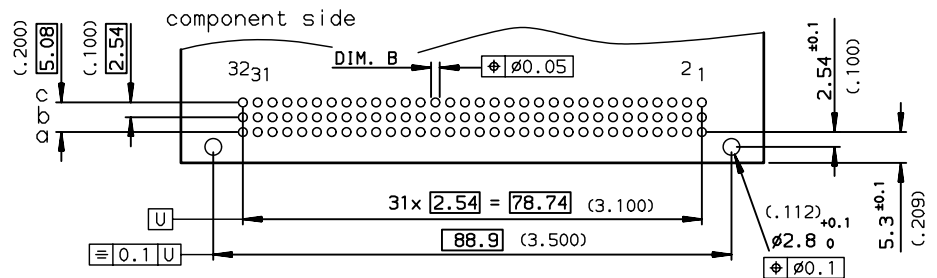


DIMENSIONS mm (inches)



PCB DRILLING



PART NUMBER	8609			71				8	
PIN OUT	rows a-b-c	---	---	---	3	48			
	rows a-c	---	---	---	4	32			
NUMBER OF CONTACTS									
TERMINATION	L = 2.75 ±0.15 (.108)	A = $\varnothing 0.6_{-0.08}^0$	B = $\varnothing 0.8_{+0.3}^0$					13	
	L = 4.15 ±0.15 (.163)	A = 0.6X0.6	B = $\varnothing 1 \pm 0.1$					23	
OPTIONS	no option	---	---	---	---	---	---	---	7
	with harpoons	---	---	---	---	---	---	---	H
PERFORMANCE CLASS	DIN 41612 class 3	---	---	---	---	---	---	---	4
	DIN 41612 class 2	---	---	---	---	---	---	---	5
	DIN 41612 class 1	---	---	---	---	---	---	---	6
TERMINATION TYPE	TIN LEAD	---	---	---	---	---	---	---	000E1
	LEAD FREE	---	---	---	---	---	---	---	E1LF

GENERAL CHARACTERISTICS AND ROHS INFORMATIONS:

SEE DRAWING C-8609-0000A

European Views

www.fciconnect.com		surface	tolerance std	projection	mm	
		ISO 1302	ISO 406 ISO 1101			
		TOLERANCES UNLESS OTHERWISE SPECIFIED				
Dr	ROUILLARD	1997/10/27	ANGULAR	0.X	±0.1	size A3
Eng	TARON	1997/10/27	LINEAR	0.XX	±0.1	Scale 1.5
Chr	LEGARE	1997/10/27	0.XX' ±2'	0.XXX	±0.1	ECN LS06-0095
Appr	LEGARE	1997/10/27	Product family	DIN 8609		Spec ref -
		RIGHT ANGLE MALE - STYLE C			Rev. C	
		SOLDER TO BOARD			dwg no C-8609-0631	
		catalog no -			CUSTOMER sheet 1 of 1	

rev	ecn no	dr	date
A	-	-	1997/10/27
B	LS05-001	JTA	2005/03/02
C	LS06-0095	LGO	2006/07/21
-	-	-	-
-	-	-	-
-	-	-	-

Mouser Electronics

Authorized Distributor

Click to View Pricing, Inventory, Delivery & Lifecycle Information:

FCI:

[86093487113748E1LF](#) [86093487113758E1LF](#) [86094327113748E1LF](#) [86094327113758E1LF](#)
[86094327113H58E1LF](#)