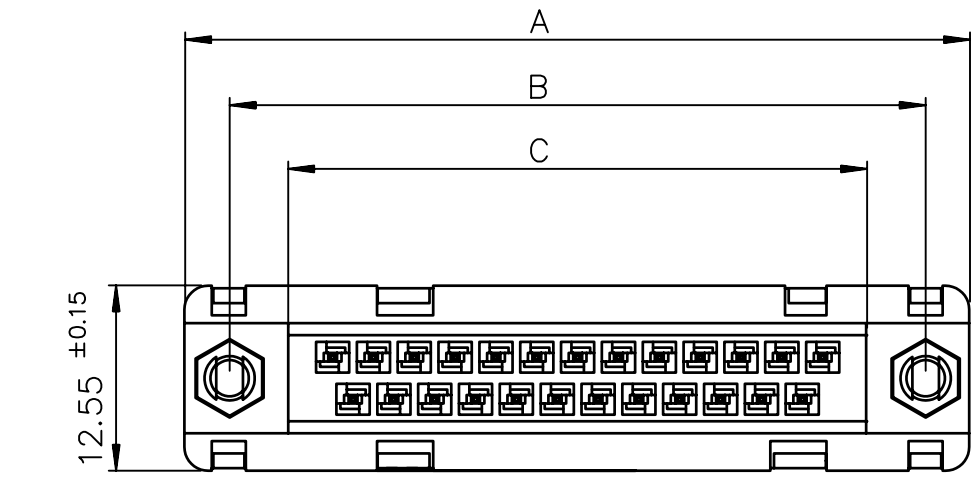

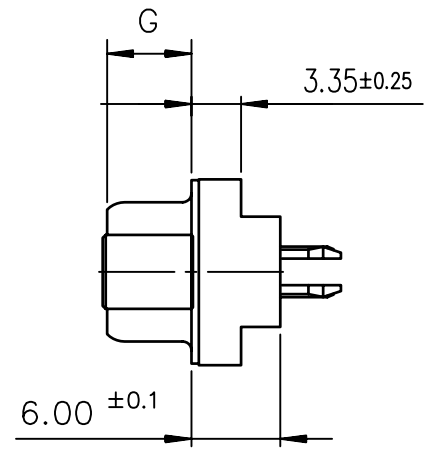

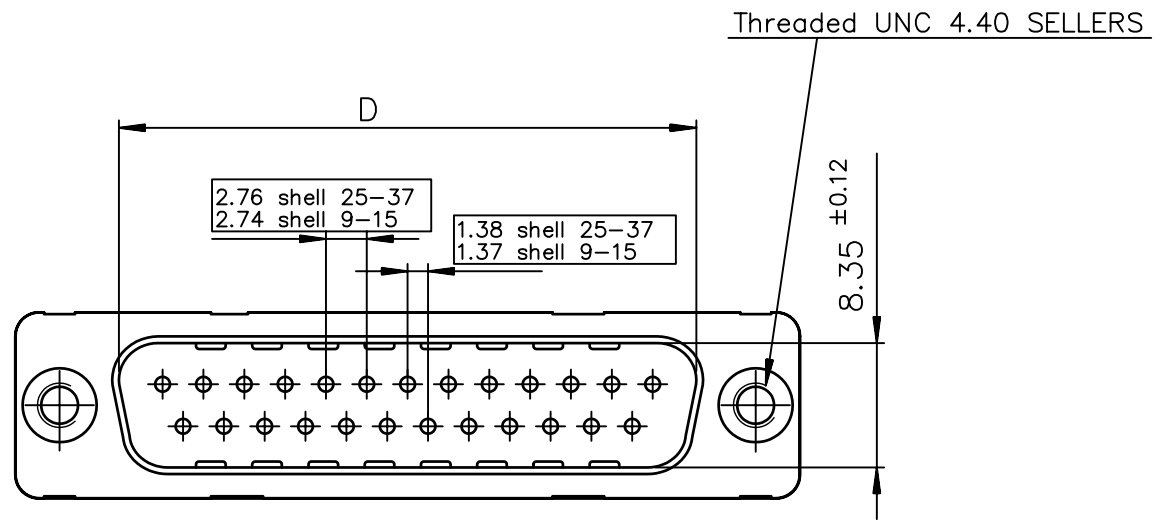

SHELL	A±0.38	B±0.12	C±0.10	D±0.25	E±0.07	G±0.25
09	30.81	24.99	16.96	16.79	10.96	5.90
15	39.14	33.32	25.18	25.12	19.18	5.90
25	53.03	47.04	39.12	38.84	33.12	5.70
37	69.32	63.50	55.68	55.30	49.68	5.70

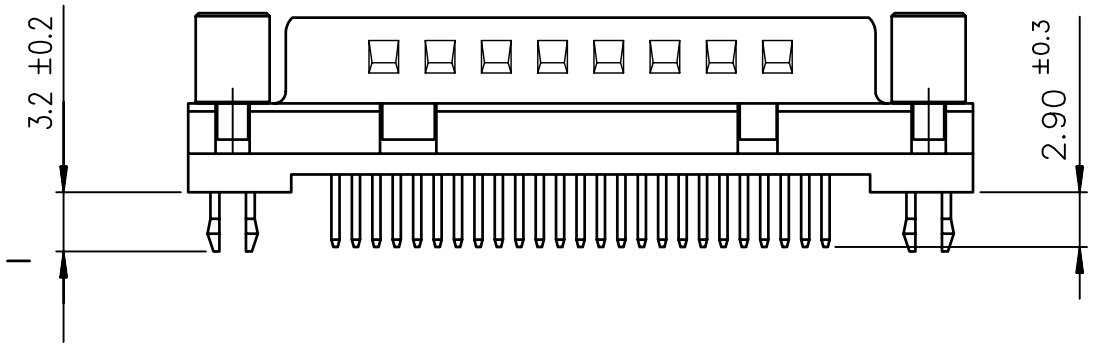

SHELL	LEAD FREE PART NUMBER	TIN LEAD PART NUMBER	DESIGNATIONS
09	D09P24A6GV00LF	D09P24A6GV00	HEADER 9 CTS STRAIGHT–SOLDER TO BOARD–PCB HARPOON–SCREWLOCK –ELEC.CONTIN.
15	D15P24A6GV00LF	D15P24A6GV00	HEADER 15 CTS STRAIGHT–SOLDER TO BOARD–PCB HARPOON–SCREWLOCK –ELEC.CONTIN.
25	D25P24A6GV00LF	D25P24A6GV00	HEADER 25 CTS STRAIGHT–SOLDER TO BOARD–PCB HARPOON–SCREWLOCK –ELEC.CONTIN.
37	D37P24A*GV00LF	D37P24A*GV00	HEADER 37 CTS STRAIGHT–SOLDER TO BOARD–PCB HARPOON–SCREWLOCK –ELEC.CONTIN.

V =SCREWLOCK Threaded UNC 4.40 sellers

4 = Performance level PL3 ≥ 200 OPERATIONS

6 = Performance level PL1 ≥ 500 OPERATIONS

SHELL	LEAD FREE PART NUMBER	TIN LEAD PART NUMBER	DESIGNATIONS
09	D09P24A*GI00LF	D09P24A*GI00	HEADER 9 CTS STRAIGHT–SOLDER TO BOARD–PCB HARPOON–SCREWLOCK –ELEC.CONTIN.
15	D15P24A*GI00LF	D15P24A*GI00	HEADER 15 CTS STRAIGHT–SOLDER TO BOARD–PCB HARPOON–SCREWLOCK –ELEC.CONTIN.
25	D25P24A*GI00LF	D25P24A*GI00	HEADER 25 CTS STRAIGHT–SOLDER TO BOARD–PCB HARPOON–SCREWLOCK –ELEC.CONTIN.
37	D37P24A*GI00LF	D37P24A*GI00	HEADER 37 CTS STRAIGHT–SOLDER TO BOARD–PCB HARPOON–SCREWLOCK –ELEC.CONTIN.

I =SCREWLOCK Threaded M3

4 = Performance level PL3 ≥ 200 OPERATIONS

6 = Performance level PL1 ≥ 500 OPERATIONS

PC card drilling dimensions(after plating)

(thickness 1.60±0.20mm)

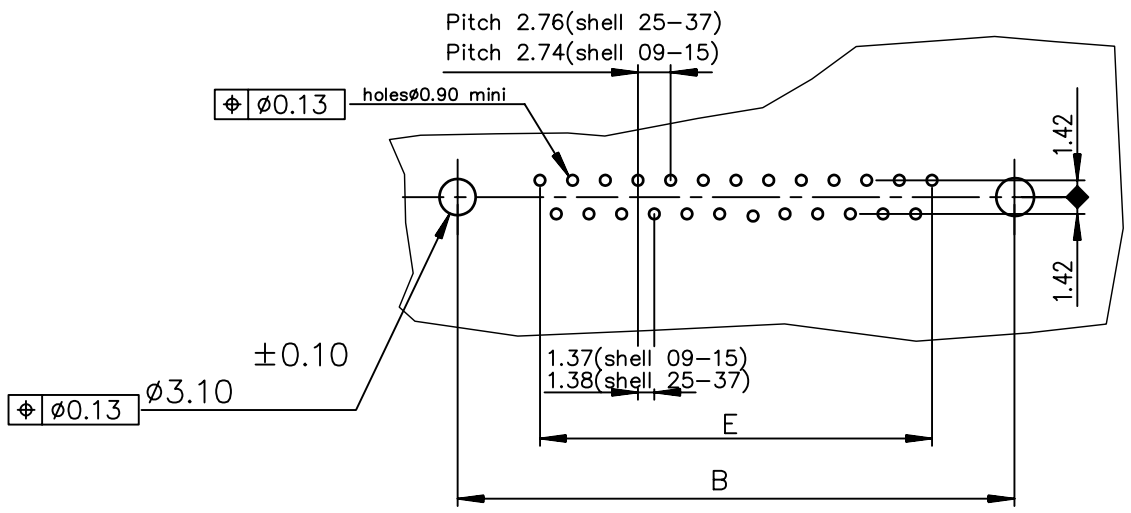

GENERAL CHARACTERISTICS AND ROHS INFORMATIONS:
SEE DRAWING C01–8646–0000

European Views

rev	ecn no	dr	date
A	–	BAR	2003/04/16
B	LS05–001	MPE	2005/03/14
C	LS05–0056	LGO	2005/07/07
D	LS06–0097	LGO	2006/07/28
E	I09–0268	NG	2009–11–24
F	I10–0059	NG	2010–02–23
–	–	–	–

www.fciconnect.com

surface ISO 1302 ✓ | tolerance std ISO 406 ISO 1101 | TOLERANCES UNLESS OTHERWISE SPECIFIED | projection | mm

Dr	JARRY	1995/08/11	ANGULAR	LINEAR	0.X ±0.1
Eng	PESSON	1995/08/11			0.XX ±0.1
Chr	NIRMAL GEORGE	2010–02–23	0.XX° ±2°		0.XXX ±0.1
Appr	SUDHIR VARMA	2010–02–23	Product family		D–SUB

size A3 | Scale 2 | ECN I10–0059 | Spec ref –

title: HEADER DELTA D STD EUROPE
HEADER DELTA D STD EUROPE

dwg no C01–8646–0816 | Rev. F

catalog no – | CUSTOMER | sheet 1 of 1

REV F – 2006–04–17

Copyright FCI.

Printed: Mar 03, 2010
STATUS: Released
PDM: Rev:F