



HCMOS 5.0x3.2mm SMD Oscillator O5HS DATASHEET

(Former F510L, F540L, F530L, F550L Series)

- HCMOS Output
- Stabilities to ± 20 PPM
- Temperature Ranges as wide as -40°C to $+85^{\circ}\text{C}$
- Supply Voltages: 1.8V, 2.5V, 3.3V, 5.0V

1.8V ELECTRICAL CHARACTERISTICS

PARAMETERS	MAX (unless otherwise noted)
Frequency Range (F_0)	1.000 ~ 160.000 MHz
Storage Temperature Range (T_{STG})	$-55 \sim +125^{\circ}\text{C}$
Supply Voltage (V_{DD})	$1.8 \pm 5\%$
Input Current (I_{DD})	
1.000 ~ 32.000 MHz	5 mA
$>32.000 \sim 70.000$ MHz	10 mA
$>70.000 \sim 120.000$ MHz	15 mA
$>120.000 \sim 160.000$ MHz	30 mA
Standby Current	10 μA
Output Symmetry (50% V_{DD})	40 % ~ 60 %
Rise/Fall Time (20%/80% V_{DD} Levels) (T_R/T_F)	
1.000 ~ 32.000 MHz	5.0 nS
$>32.000 \sim 120.000$ MHz	3.5 nS
$>120.000 \sim 160.000$ MHz	3.0 nS
Output Voltage (V_{OL})	20 % V_{DD}
(V_{OH})	80 % V_{DD} Min
Output Load (HCMOS)	15 pF
Start-up Time (T_S)	10 mS
Output Disable Time ¹	300 nS
Output Enable Time ¹	10 mS

ENABLE / DISABLE FUNCTION

Pin1	Output (pin 3)
OPEN ¹	Active
'1' Level $V_{IH} \geq 70\% V_{DD}$	Active
'0' Level $V_{IL} \leq 30\% V_{DD}$	High Z

• Available Options by Stability & Operating Temp for 1.8V²

Frequency Stability ²	Operating Temperature ($^{\circ}\text{C}$)	Frequency Range (MHz)
$\pm 100\text{PPM}$	$-10 \sim +70$	1.000 ~ 160.000
$\pm 100\text{PPM}$	$-40 \sim +85$	1.000 ~ 160.000
$\pm 50\text{PPM}$	$-10 \sim +70$	1.000 ~ 160.000
$\pm 50\text{PPM}$	$-40 \sim +85$	1.000 ~ 160.000
$\pm 25\text{PPM}$	$-10 \sim +70$	1.000 ~ 160.000
$\pm 25\text{PPM}$	$-40 \sim +85$	1.000 ~ 160.000
$\pm 20\text{PPM}^*$	$-10 \sim +70$	1.000 ~ 160.000

¹ An internal pull-up resistor from pin 1 to pin 4 allows active output if pin 1 is left open

² Inclusive of 25°C tolerance, operating temperature range, input voltage change, load change, reflow, shock, vibration, and one year aging.

*Excludes Shock and Vibration.





HCMOS 5.0x3.2mm SMD Oscillator O5HS DATASHEET

(Former F510L, F540L, F530L, F550 Series)

- HCMOS Output
- Stabilities to ± 20 PPM
- Temperature Ranges as wide as -40°C to $+85^{\circ}\text{C}$
- Supply Voltages: 1.8V, 2.5V, 3.3V, 5.0V

2.5V ELECTRICAL CHARACTERISTICS

PARAMETERS	MAX (unless otherwise noted)
Frequency Range (F_O)	1.000 ~ 160 MHz
Storage Temperature Range (T_{STG})	$-55 \sim +125^{\circ}\text{C}$
Supply Voltage (V_{DD})	$2.5 \pm 5\%$
Input Current (I_{DD})	
1.000 ~ 32.000 MHz	7 mA
$>32.000 \sim 50.000$ MHz	12 mA
$>50.000 \sim 125.000$ MHz	26 mA
$>125.000 \sim 160.000$ MHz	35 mA
Standby Current	10 μA
Output Symmetry (50% V_{DD})	
1.000 ~ 50.000 MHz	45 % ~ 55 %
$> 50.000 \sim 160.000$ MHz	40 % ~ 60 %
Rise/Fall Time (10%/90% V_{DD} Levels) (T_R/T_F)	5 nS
Output Voltage (V_{OL})	10 % V_{DD}
(V_{OH})	90 % V_{DD} Min
Output Load (HCMOS)	15 pF
Start-up Time (T_S)	10 mS
Output Disable Time ¹	150 nS
Output Enable Time ¹	10 mS

ENABLE / DISABLE FUNCTION

Pin1	Output (pin 3)
OPEN ¹	Active
'1' Level $V_{IH} \geq 70\% V_{DD}$	Active
'0' Level $V_{IL} \leq 30\% V_{DD}$	High Z


• Available Options by Stability & Operating Temp for 2.5V²

Frequency Stability ²	Operating Temperature ($^{\circ}\text{C}$)	Frequency Range (MHz)
$\pm 100\text{PPM}$	$-10 \sim +70$	1.000 ~ 160.000
$\pm 100\text{PPM}$	$-20 \sim +70$	1.000 ~ 160.000
$\pm 100\text{PPM}$	$-40 \sim +85$	1.000 ~ 160.000
$\pm 50\text{PPM}$	$-10 \sim +70$	1.000 ~ 160.000
$\pm 50\text{PPM}$	$-20 \sim +70$	1.000 ~ 160.000
$\pm 50\text{PPM}$	$-40 \sim +85$	1.000 ~ 160.000
$\pm 25\text{PPM}$	$-10 \sim +70$	1.000 ~ 160.000
$\pm 25\text{PPM}$	$-20 \sim +70$	1.000 ~ 160.000
$\pm 25\text{PPM}$	$-40 \sim +85$	1.000 ~ 160.000
$\pm 20\text{PPM}^*$	$-10 \sim +70$	1.000 ~ 160.000
$\pm 20\text{PPM}^*$	$-20 \sim +70$	1.000 ~ 160.000

¹ An internal pull-up resistor from pin 1 to pin 4 allows active output if pin 1 is left open

² Inclusive of 25°C tolerance, operating temperature range, input voltage change, load change, reflow, shock, vibration, and one year aging.

*Excludes Shock and Vibration.

 © Copyright 2018 Fox Electronics, All rights reserved	Title / Description: O5HS SERIES STANDARD SPECIFICATIONS	
	Drawing Number: 101177	Size: A
	Part Number:	Cage: 61429
	Draftsperson: YM	Approved: BEC
		Revision Date: 11/17/2017



- HCMOS Output
- Stabilities to ± 20 PPM
- Temperature Ranges as wide as -40°C to $+85^{\circ}\text{C}$
- Supply Voltages: 1.8V, 2.5V, 3.3V, 5.0V

3.3V ELECTRICAL CHARACTERISTICS

PARAMETERS	MAX (unless otherwise noted)
Frequency Range (F_O)	1.000 ~ 170.000 MHz
Storage Temperature Range (T_{STG})	$-55 \sim +125^{\circ}\text{C}$
Supply Voltage (V_{DD})	$3.3\text{V} \pm 10\%$
Input Current (I_{DD})	
1.000 ~ 32.000 MHz	15 mA
$>32.000 \sim 50.000$ MHz	20 mA
$>50.000 \sim 67.000$ MHz	25 mA
$>67.000 \sim 170.000$ MHz	40 mA
Standby Current	10 μA
Output Symmetry (50% V_{DD})	
1.000 ~ 50.000 MHz	45% ~ 55%
$>50.000 \sim 170.000$ MHz	40% ~ 60%
Rise/Fall Time (10%/90% V_{DD} Levels) (T_R/T_F)	
1.000 ~ 80.000 MHz	6 nS
$>80.000 \sim 125.000$ MHz	4 nS
$>125.000 \sim 170.000$ MHz	3 nS
Output Voltage (V_{OL})	10% V_{DD}
(V_{OH})	90% V_{DD} Min
Output Load (HCMOS)	15 pF
Start-up Time (T_S)	10 mS
Output Disable Time ¹	150 nS
Output Enable Time ¹	10 mS

ENABLE / DISABLE FUNCTION

Pin1	Output (pin 3)
OPEN ¹	Active
'1' Level $V_{IH} \geq 70\% V_{DD}$	Active
'0' Level $V_{IL} \leq 30\% V_{DD}$	High Z

• Available Options by Stability & Operating Temp for 3.3V²

Frequency Stability ²	Operating Temperature ($^{\circ}\text{C}$)	Frequency Range (MHz)
$\pm 100\text{PPM}$	$-10 \sim +70$	1.000 ~ 170.000
$\pm 100\text{PPM}$	$-20 \sim +70$	1.000 ~ 170.000
$\pm 100\text{PPM}$	$-40 \sim +85$	1.000 ~ 170.000
$\pm 50\text{PPM}$	$-10 \sim +70$	1.000 ~ 170.000
$\pm 50\text{PPM}$	$-20 \sim +70$	1.000 ~ 170.000
$\pm 50\text{PPM}$	$-40 \sim +85$	1.000 ~ 170.000
$\pm 25\text{PPM}$	$-10 \sim +70$	1.000 ~ 170.000
$\pm 25\text{PPM}$	$-20 \sim +70$	1.000 ~ 170.000
$\pm 25\text{PPM}$	$-40 \sim +85$	1.000 ~ 170.000
$\pm 20\text{PPM}^*$	$-10 \sim +70$	1.000 ~ 170.000
$\pm 20\text{PPM}^*$	$-20 \sim +70$	1.000 ~ 170.000

¹ An internal pull-up resistor from pin 1 to pin 4 allows active output if pin 1 is left open

² Inclusive of 25°C tolerance, operating temperature range, input voltage change, load change, reflow, shock, vibration, and one year aging.

*Excludes Shock and Vibration.





HCMOS 5.0x3.2mm SMD Oscillator O5HS DATASHEET

(Former F510L, F540L, F530L, F550 Series)

- HCMOS Output
- Stabilities to ± 20 PPM
- Temperature Ranges as wide as -40°C to $+85^{\circ}\text{C}$
- Supply Voltages: 1.8V, 2.5V, 3.3V, 5.0V

5.0V ELECTRICAL CHARACTERISTICS

PARAMETERS	MAX (unless otherwise noted)
Frequency Range (F_O)	1.544 ~ 50.000 MHz
Storage Temperature Range (T_{STG})	$-55 \sim +125^{\circ}\text{C}$
Supply Voltage (V_{DD})	$5.0V \pm 10\%$
Input Current (I_{DD})	35 mA
Output Symmetry (50% V_{DD})	40% ~ 60%
Rise/Fall Time (10%/90% V_{DD} Levels) (T_R/T_F)	10 nS
Output Voltage (V_{OL}) (V_{OH})	10% V_{DD} 90% V_{DD} Min
Output Load (HCMOS)	15 pF
Start-up Time (T_S)	10 mS
Output Disable Time ¹	100 nS
Output Enable Time ¹	100 nS

ENABLE / DISABLE FUNCTION

Pin1	Output (pin 3)
OPEN ¹	Active
'1' Level $V_{IH} \geq 70\% V_{DD}$	Active
'0' Level $V_{IL} \leq 30\% V_{DD}$	High Z

• Available Options by Stability & Operating Temp for 5.0V²

Frequency Stability ²	Operating Temperature ($^{\circ}\text{C}$)	Frequency Range (MHz)
$\pm 100\text{PPM}$	$-10 \sim +70$	1.544 ~ 50.000
$\pm 100\text{PPM}$	$-40 \sim +85$	1.544 ~ 50.000
$\pm 50\text{PPM}$	$-10 \sim +70$	1.544 ~ 50.000
$\pm 50\text{PPM}$	$-40 \sim +85$	1.544 ~ 50.000
$\pm 25\text{PPM}$	$-10 \sim +70$	1.544 ~ 50.000
$\pm 25\text{PPM}$	$-40 \sim +85$	1.544 ~ 50.000
$\pm 20\text{PPM}^*$	$-10 \sim +70$	1.544 ~ 50.000

¹ An internal pull-up resistor from pin 1 to pin 4 allows active output if pin 1 is left open

² Inclusive of 25°C tolerance, operating temperature range, input voltage change, load change, reflow, shock, vibration, and one year aging.

*Excludes Shock and Vibration.



© Copyright 2018 Fox Electronics, All rights reserved

Title / Description: O5HS SERIES STANDARD SPECIFICATIONS

Drawing Number: 101177

Size: A

Part Number:

Cage: 61429

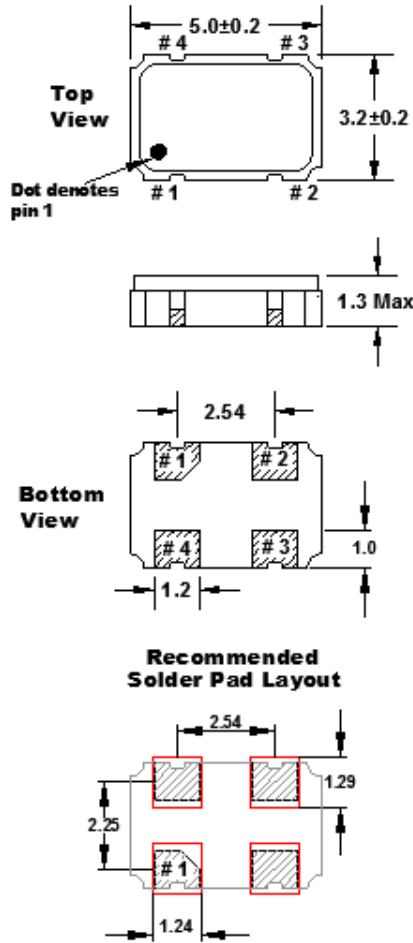
Draftsperson: YM

Approved: BEC

Revision Date: 11/17/2017



DIMENSIONS / MECHANICAL SPECIFICATIONS



All dimensions are in millimeters.

Pin Connections

- #1 E/D #3 Output
- #2 GND #4 V_{DD}

Maximum Soldering Temp / Time	260°C / 10 Seconds
Moisture Sensitivity Level (MSL)	1
Termination Finish	Au over Ni
Seal Method	Seam Seal
Lead (Pb) Free	Yes
ROHS/REACH Compliant	Yes

Notes:

*A 0.01µF capacitor should be placed between V_{DD} (Pin 4) and GND (Pin2) to minimize power supply line noise.

*Dimensional drawing is for reference to critical specifications defined by size measurements.

Certain non-critical visual attributes, such as side castellations, reference pin shape, etc. may vary

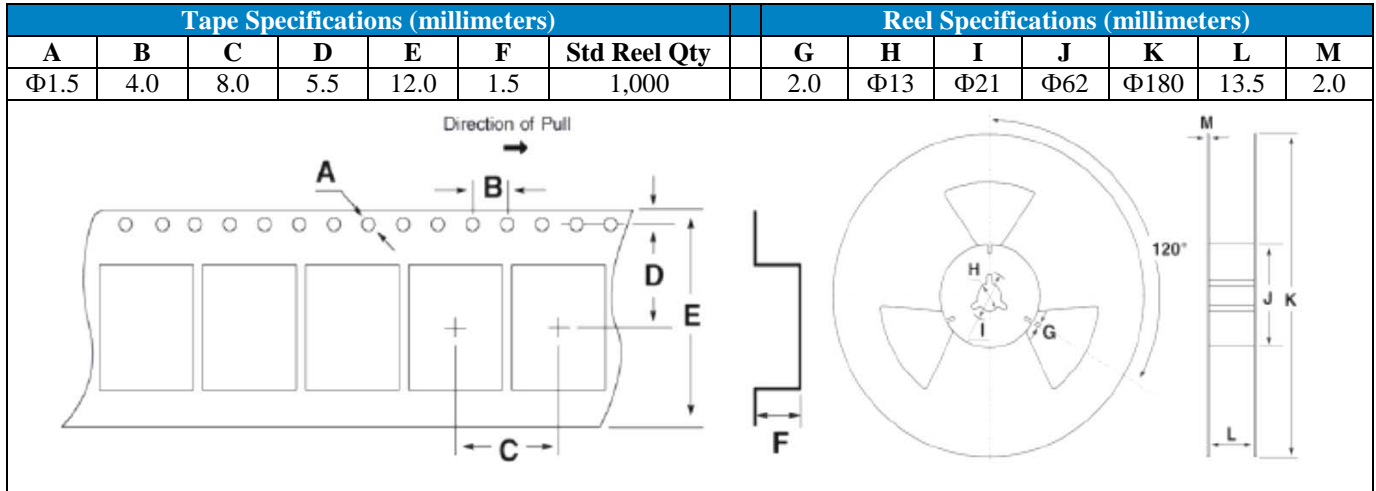


Title / Description: O5HS SERIES STANDARD SPECIFICATIONS	
Drawing Number: 101177	Size: A
Part Number:	Cage: 61429
Draftsperson: YM	Approved: BEC
Revision Date: 11/17/2017	



HCMOS 5.0x3.2mm SMD Oscillator O5HS DATASHEET

(Former F510L, F540L, F530L, F550 Series)



Available Options & Part Identification*

Example: **F O5HS C B M 25.0**

F	O5HS	C	B	M	25.0
Fox	Model Number	Voltage	Stability	Operating Temperature	Frequency
		K = 1.8V±5% H = 2.5V±5% C = 3.3V±10% A = 5.0V±10%	A = 100 PPM B = 50 PPM D = 25 PPM E = 20 PPM	E = -10 to +70°C F = -20 to +70°C M = -40 to +85°C	

*Not all frequencies in the frequency range, or every combination of stability, temp range, and voltage available. See stabilities and op temps for each V_{DD}.



Corporate Headquarters
5570 Enterprise Parkway
Fort Myers, FL 33905
<http://www.FOXONLINE.com>

Sales
1-888-GET-2-FOX (1-888-438-2369)
or
1-239-693-0099
<http://www.FOXONLINE.com/repdisty>

Tech Support
<http://www.FOXONLINE.com/email>

Product use: Fox Electronics reserves the right to modify the products and/or specifications described herein at any time and at Fox Electronics' sole discretion. All information in this document, including descriptions of product features and performance, is subject to change without notice. Performance specifications and the operating parameters of the described products are determined in the independent state and are not guaranteed to perform the same way when installed in customer products. The information contained herein is provided without representation or warranty of any kind, whether express or implied, including, but not limited to, the suitability of Fox Electronics' products for any particular purpose, an implied warranty of merchantability, or non-infringement of the intellectual property rights of others. This document is presented only as a guide and does not convey any license under intellectual property rights of Fox Electronics or any third parties.

Fox Electronics' products are not intended for use in applications involving extreme environmental conditions or in life support systems or similar devices where the failure or malfunction of a Fox Electronics product can be reasonably expected to significantly affect the health or safety of users. Anyone using a Fox Electronics product in such a manner does so at their own risk, absent an express, written agreement by Fox Electronics.

Fox Electronics and the Fox logo are registered trademarks of Fox Electronics. Product specification is subject to change without notice. Other trademarks and service marks used herein, including protected names, logos and designs, are the property of Fox Electronics or their respective third party owners.

<p>© Copyright 2018 Fox Electronics. All rights reserved</p>	Title / Description: O5HS SERIES STANDARD SPECIFICATIONS		
	Drawing Number: 101177		Size: A
	Part Number:		Cage: 61429
	Draftsperson: YM	Approved: BEC	Revision Date: 11/17/2017