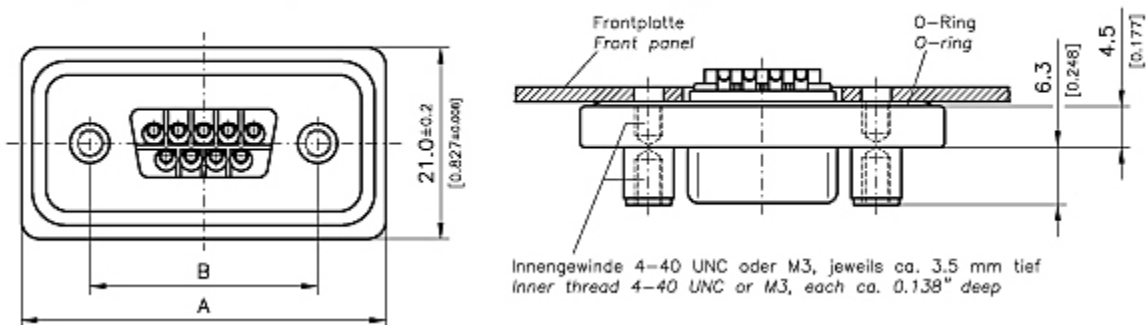


## Waterproof connectors with plastic watertight frames

### Connectors with solder pot termination, front mounting

Dichtrahmen zur Befestigung auf der Frontseite der Montageplatte  
 Watertight frame for fixing on the front side of the mounting plate

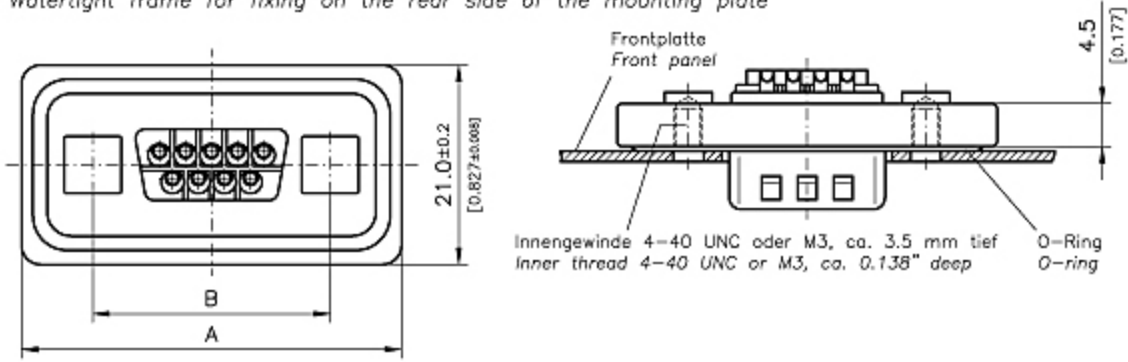


### Connectors with solder pot termination, max. AWG 20

Number of contacts	A	B	Order number pin	Order number socket	Inner thread
	±0,2 (±0.008)	±0,1 (±0.004)			
9	40,0 (1.575)	25,0 (0.984)	FWDF09P	FWDF09S standard	- K413
15	48,3 (1.902)	33,3 (1.311)	FWDF15P	FWDF15S standard	- K413
25	62,0 (2.441)	47,04 (1.852)	FWDF25P	FWDF25S standard	- K413

### Connectors with solder pot termination, rear mounting

Dichtrahmen zur Befestigung auf der Rückseite der Montageplatte  
 Watertight frame for fixing on the rear side of the mounting plate

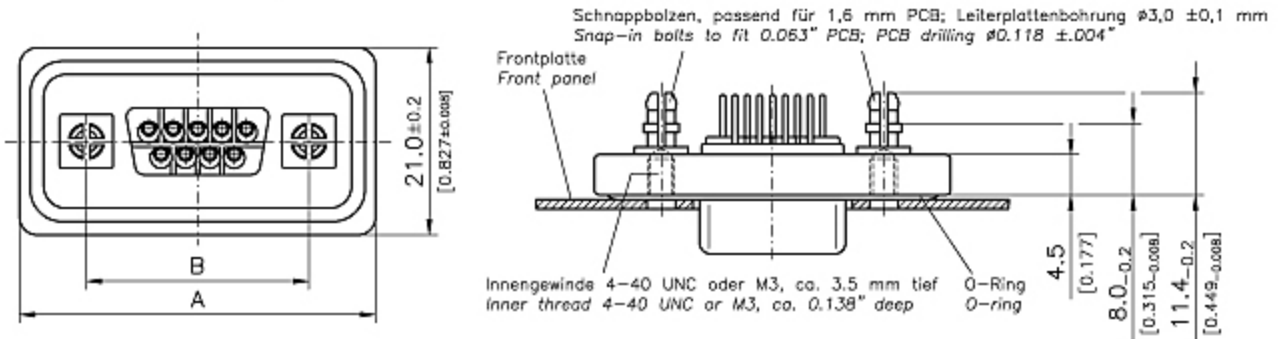


Connectors with solde pot termination, max. AWG 20

Number of contacts	A	B	Order number pin	Order number socket	Inner thread	
	± 0,2 (±0.008)	± 0,1 (±0.004)			4-40 UNC	M3
9	40,0 (1.575)	25,0 (0.984)	FWDR09P	FWDR09S	standard	- K414
15	48,3 (1.902)	33,3 (1.311)	FWDR15P	FWDR15S	standard	- K414
25	62,0 (2.441)	47,04 (1.852)	FWDR25P	FWDR25S	standard	- K414

Connectors with straight PCB termination

Dichtrahmen zur Befestigung auf der Rückseite der Montageplatte  
 Watertight frame for fixing on the rear side of the mounting plate

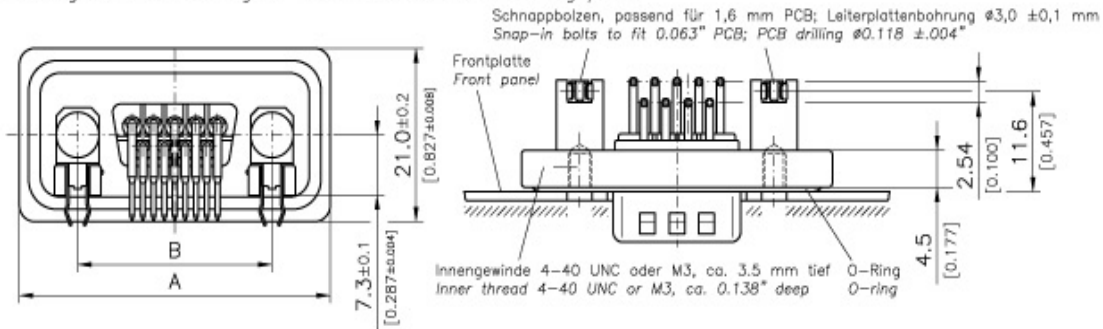


Connectors with straight PCB termination, (Ø 0.024), pre-tinned

Number of contacts	A ±0,2 (±0.008)	B ±0,1 (±0.004)	Order number pin	Order number socket	Inner thread
					4-40 UNC M3
9	40,0 (1.575)	25,0 (0.984)	FWDR09P1	FWDR09S1 standard	- K415
15	48,3 (1.902)	33,3 (1.311)	FWDR15P1	FWDR15S1 standard	- K415
25	62,0 (2.441)	47,04 (1.852)	FWDR25P1	FWDR25S1 standard	- K415

Connectors with right angled PCB terminations

Dichtrahmen zur Befestigung auf der Rückseite der Montageplatte  
 Watertight frame for fixing on the rear side of the mounting plate



Connectors with right angled PCB termination, ( $\varnothing 0.024$ ), pre tinned

Number of contacts	A $\pm 0,2$ ( $\pm 0.008$ )	B $\pm 0,1$ ( $\pm 0.004$ )	Order number pin	Order number socket	Inner thread	
					4-40 UNC	M3
9	40,0 (1.575)	25,0 (0.984)	FWDR09P25	FWDR09S25	standard	- K416
15	48,3 (1.902)	33,3 (1.311)	FWDR15P25	FWDR15S25	standard	- K416
25	62,0 (2.441)	47,04 (1.852)	FWDR25P25	FWDR25S25	standard	- K416