


KSC2334

High Speed Switching Industrial Use

- Complement to KSA1010



1.Base 2.Collector 3.Emitter

NPN Epitaxial Silicon Transistor

Absolute Maximum Ratings $T_C=25^\circ\text{C}$ unless otherwise noted

Symbol	Parameter	Value	Units
V_{CBO}	Collector-Base Voltage	150	V
V_{CEO}	Collector-Emitter Voltage	100	V
V_{EBO}	Emitter-Base Voltage	7	V
I_C	Collector Current (DC)	7	A
I_{CP}	*Collector Current (Pulse)	15	A
I_B	Base Current (DC)	3.5	A
P_C	Collector Dissipation ($T_C=25^\circ\text{C}$)	40	W
	Collector Dissipation ($T_A=25^\circ\text{C}$)	1.5	W
T_J	Junction Temperature	150	$^\circ\text{C}$
T_{STG}	Storage Temperature	- 55 ~ 150	$^\circ\text{C}$

* $PW \leq 300\mu\text{s}$, Duty Cycles $\leq 10\%$

Electrical Characteristics $T_C=25^\circ\text{C}$ unless otherwise noted

Symbol	Parameter	Test Condition	Min.	Max.	Units
$V_{CEO(sus)}$	Collector-Emitter Sustaining Voltage	$I_C = 5A, I_{B1} = 0.5A, L = 1mH$	100		V
$V_{CEX(sus)1}$	Collector-Emitter Sustaining Voltage	$I_C = 5A, I_{B1} = -I_{B2} = 0.5A$ $V_{BE(off)} = -5V, L = 180\mu H, \text{Clamped}$	100		V
$V_{CEX(sus)2}$	Collector-Emitter Sustaining Voltage	$I_C = 10A, I_{B1} = 1A, I_{B2} = -0.5A,$ $V_{BE(off)} = -5V, L = 180\mu H, \text{Clamped}$	100		V
I_{CBO}	Collector Cut-off Current	$V_{CB} = 100, I_E = 0$		10	μA
I_{CER}	Collector Cut-off Current	$V_{CE} = 100V, R_{BE} = 51\Omega @ T_C = 125^\circ\text{C}$		1	mA
I_{CEX1} I_{CEX2}	Collector Cut-off Current	$V_{CE} = 100V, V_{BE(off)} = -1.5V$ $V_{CE} = 100V, V_{BE(off)} = -1.5V$ @ $T_C = 125^\circ\text{C}$		10 1	μA mA
I_{EBO}	Emitter Cut-off Current	$V_{EB} = 5V, I_C = 0$		10	μA
h_{FE1} h_{FE2} h_{FE3}	* DC Current Gain	$V_{CE} = 5V, I_C = 0.5A$ $V_{CE} = 5V, I_C = 3A$ $V_{CE} = 5V, I_C = 5A$	40 40 20	240	
$V_{CE(sat)}$	* Collector-Emitter Saturation Voltage	$I_C = 5A, I_B = 0.5A$		0.6	V
$V_{BE(sat)}$	* Base-Emitter Saturation Voltage	$I_C = 5A, I_B = 0.5A$		1.5	V
t_{ON}	Turn On Time	$V_{CC} = 50V, I_C = 5A$ $I_{B1} = -I_{B2} = 0.5A$ $R_L = 10\Omega$		0.5	μs
t_{STG}	Storage Time			0.5	μs
t_F	Fall Time			1.5	μs

* Pulse Test: $PW \leq 350\mu\text{s}$, Duty Cycles $\leq 2\%$ Pulsed

h_{FE} Classification

Classification	R	O	Y
h_{FE2}	40 ~ 80	70 ~ 140	120 ~ 240

Typical Characteristics

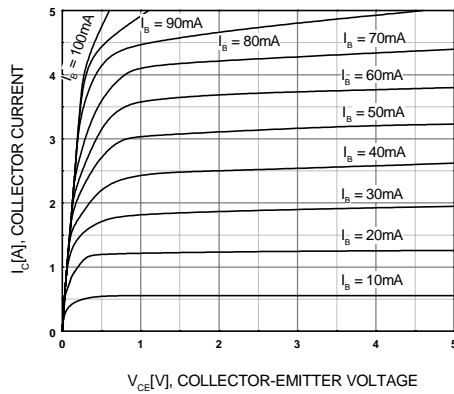


Figure 1. Static Characteristic

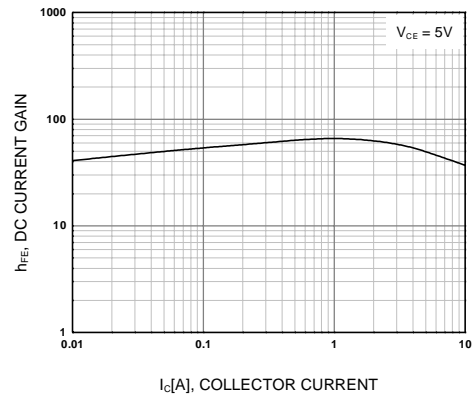


Figure 2. DC current Gain

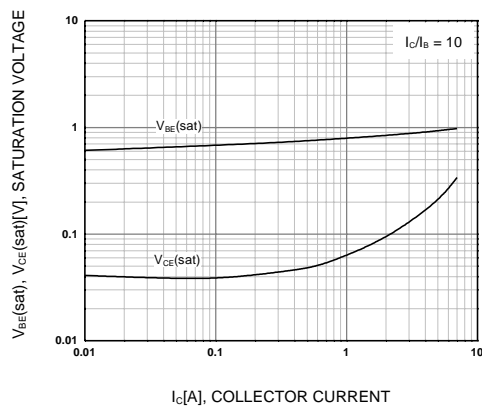


Figure 3. Base-Emitter Saturation Voltage
Collector-Emitter Saturation Voltage

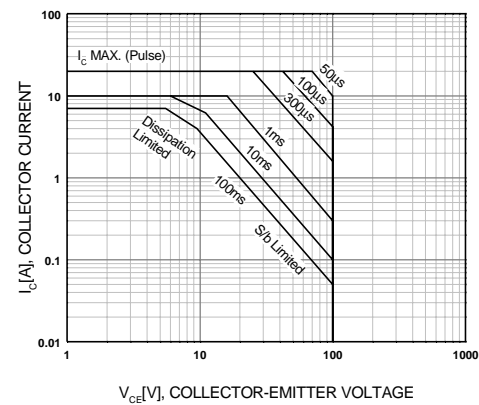


Figure 4. Safe Operating Area

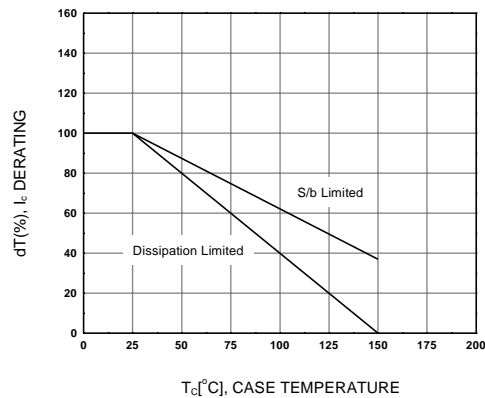


Figure 5. Derating Curve of Safe Operating Areas

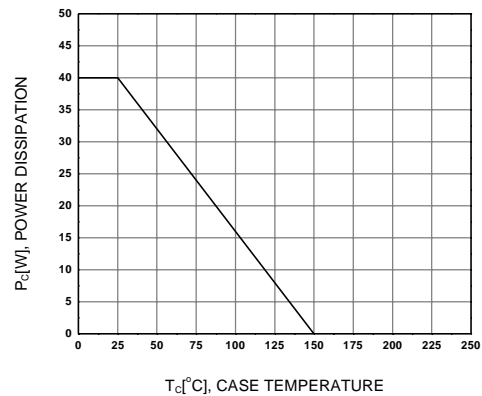
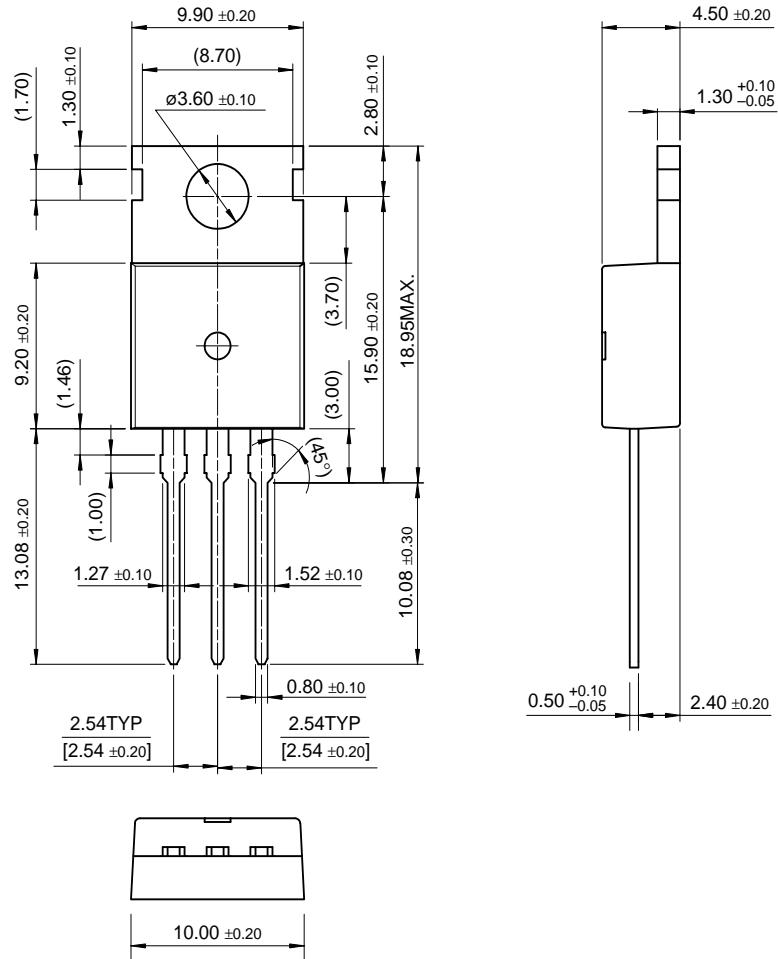


Figure 6. Power Derating

Package Dimensions

TO-220



Dimensions in Millimeters

TRADEMARKS

The following are registered and unregistered trademarks Fairchild Semiconductor owns or is authorized to use and is not intended to be an exhaustive list of all such trademarks.

ACEx™	FAST®	OPTOPLANAR™	STAR*POWER™
Bottomless™	FASTr™	PACMAN™	Stealth™
CoolFET™	FRFET™	POP™	SuperSOT™-3
CROSSVOLT™	GlobalOptoisolator™	Power247™	SuperSOT™-6
DenseTrench™	GTO™	PowerTrench®	SuperSOT™-8
DOME™	HiSeC™	QFET™	SyncFET™
EcoSPARK™	ISOPLANAR™	QS™	TruTranslation™
E ² CMOS™	LittleFET™	QT Optoelectronics™	TinyLogic™
EnSigna™	MicroFET™	Quiet Series™	UHC™
FACT™	MICROWIRE™	SLIENT SWITCHER®	UltraFET®
FACT Quiet Series™	OPTOLOGIC™	SMART START™	VCX™

STAR*POWER is used under license

DISCLAIMER

FAIRCHILD SEMICONDUCTOR RESERVES THE RIGHT TO MAKE CHANGES WITHOUT FURTHER NOTICE TO ANY PRODUCTS HEREIN TO IMPROVE RELIABILITY, FUNCTION OR DESIGN. FAIRCHILD DOES NOT ASSUME ANY LIABILITY ARISING OUT OF THE APPLICATION OR USE OF ANY PRODUCT OR CIRCUIT DESCRIBED HEREIN; NEITHER DOES IT CONVEY ANY LICENSE UNDER ITS PATENT RIGHTS, NOR THE RIGHTS OF OTHERS.

LIFE SUPPORT POLICY

FAIRCHILD'S PRODUCTS ARE NOT AUTHORIZED FOR USE AS CRITICAL COMPONENTS IN LIFE SUPPORT DEVICES OR SYSTEMS WITHOUT THE EXPRESS WRITTEN APPROVAL OF FAIRCHILD SEMICONDUCTOR CORPORATION.

As used herein:

1. Life support devices or systems are devices or systems which, (a) are intended for surgical implant into the body, or (b) support or sustain life, or (c) whose failure to perform when properly used in accordance with instructions for use provided in the labeling, can be reasonably expected to result in significant injury to the user.
2. A critical component is any component of a life support device or system whose failure to perform can be reasonably expected to cause the failure of the life support device or system, or to affect its safety or effectiveness.

PRODUCT STATUS DEFINITIONS

Definition of Terms

Datasheet Identification	Product Status	Definition
Advance Information	Formative or In Design	This datasheet contains the design specifications for product development. Specifications may change in any manner without notice.
Preliminary	First Production	This datasheet contains preliminary data, and supplementary data will be published at a later date. Fairchild Semiconductor reserves the right to make changes at any time without notice in order to improve design.
No Identification Needed	Full Production	This datasheet contains final specifications. Fairchild Semiconductor reserves the right to make changes at any time without notice in order to improve design.
Obsolete	Not In Production	This datasheet contains specifications on a product that has been discontinued by Fairchild semiconductor. The datasheet is printed for reference information only.

Fairchild Semiconductor

SEARCH | Parametric | Cross Reference

space

Product Folders and

Applies

find products

Home >> Find products >>

Products groups

Analog and Mixed

Signal

Discrete

Interface

Logic

Microcontrollers

Non-Volatile

Memory

Optoelectronics

Markets and

applications

New products

Product selection and

parametric search

Cross-reference

search

KSC2334

NPN Epitaxial Silicon Transistor

Contents

Features | Applications | Product
status/pricing/package

Features

- Complement to KSA1010

back to top

Applications

High Speed Switching Industrial Use

back to top

Product status/pricing/package

Product	Product status	Pricing*	Package type	Leads	Packing method
KSC2334Y	Full Production	\$0.53	TO-220	3	BULK
KSC2334O	Full Production	\$0.53	TO-220	3	BULK
KSC2334YTU	Full Production	\$0.53	TO-220	3	RAIL
KSC2334RTU	Full Production	\$0.53	TO-220	3	RAIL
KSC2334OTU	Full Production	\$0.53	TO-220	3	RAIL
KSC2334R	Full Production	\$0.53	TO-220	3	BULK

* 1,000 piece Budgetary Pricing

back to top

Home | Find products | Technical information | Buy products |
Support | Company | Contact us | Site index | Privacy policy

Related Links

Request samples

Dotted line

How to order products

Dotted line

Product Change Notices

(PCNs)

Dotted line

Support

Dotted line

Distributor and field sales

representatives

Dotted line

Quality and reliability

Dotted line

Design tools

Datasheet

Download this
datasheet

PDF

e-mail this datasheet

[E-

This pagePrint version

