

INDUSTRIAL - ENVIRONMENTALLY SEALED SWITCHES

Series - 8530, 8531, 8532

Econoswitch Sealed Toggle Switches

FEATURES

- Environmentally sealed
- 1, 2 and 4 pole Circuitry
- One hole mounting for easy installation
- Multi-circuits
- 2 & 3 position with maintained and momentary action
- Three types of termination offered as standard

SPECIFICATIONS

- Watertight seal per MIL-STD-108E and designed to meet IP68
- UL recognized and CSA certified
- Three standard types of terminals:
 - Screw 6-32 UNC-2A
 - Solder lug .125 [3,17] dia. hole
 - Spade .250 [6,35] x .032 [0,81] thick
- Life: 50,000 operations at rated load. 100,000 operations mechanical life.
- Temperature Range: -50°F to +150°F (-46°C to +66°C)

CURRENT RATINGS







No. of Poles	Catalog Number	Type of Operation	28VDC			115VAC 60 or 400Hz		
			Lamp Load	Resistive Load	Inductive Load	Lamp Load	Resistive Load	Inductive Load
1	8530	Maintained	5	20	15	3	15	10
		Momentary	4	15	10	2	11	7
2	8531	Maintained	7	20	15	4	15	15
		Momentary	5	18	10	2	11	8
4	8532	Maintained	5	20	12	4	15	15
		Momentary	4	18	10	2	11	8

For the UL/CSA ratings, see page A70.

STANDARD LEVER SELECTION TABLE

CIRCUIT WITH LEVER IN . . .

CATALOG NUMBER

	Up Position 	Center Position 	Down Position (Keyway) 	Screw Terminals	Solder Lug Terminals	Spade Terminals
ONE POLE						
8530 	ON	OFF	ON	8530K1	8530K91	8530K31
	ON	NONE	OFF	K9	K99	K39
	ON	NONE	ON	K4	K94	K34
	ON	OFF	NONE	K6	K96	K36
	ON	OFF*	NONE	K8	K98	K38
	ON	NONE	ON*	8530K5	8530K95	8530K35
	ON*	OFF	ON*	K2	K92	K32
	NONE	OFF	ON*	K7	K97	K37
	ON	NONE	OFF*	K10	K910	K310
	OFF	NONE	ON*	K11	K911	K311
	ON	OFF	ON*	8530K3	8530K93	8530K33
	ON*	ON	NONE	K12	K912	K312
ON	ON	NONE	K13	K913	K313	
TWO POLE						
8531 	ON	OFF	ON	8531K1	8531K91	8531K31
	ON	NONE	OFF	K9	K99	K39
	ON	NONE	ON	K4	K94	K34
	ON	OFF	NONE	K6	K96	K36
	ON	OFF*	NONE	K8	K98	K38
	ON	NONE	ON*	8531K5	8531K95	8531K35
	ON*	OFF	ON*	K2	K92	K32
	NONE	OFF	ON*	K7	K97	K37
	ON	NONE	OFF*	K10	K910	K310
	OFF	NONE	ON*	K11	K911	K311
	ON	OFF	ON*	8531K3	8531K93	8531K33
	ON*	ON	NONE	K12	K912	K312
	ON	ON	NONE	K13	K913	K313
	ON	ON	ON	K14	K914	K314
	ON	ON	ON*	K15	K915	K315
	ON*	ON	ON*	8531K16	8531K916	8531K316
	ON	ON	ON	K17	K917	K317
	ON	ON	ON*	K18	K918	K318
	ON*	ON	ON*	K19	K919	K319
FOUR POLE						
8532 	ON	OFF	ON	8532K1	8532K91	8532K31
	ON	NONE	OFF	K9	K99	K39
	ON	NONE	ON	K4	K94	K34
	ON	OFF	NONE	K6	K96	K36
	ON	OFF*	NONE	K8	K98	K38
	ON	NONE	ON*	8532K5	8532K95	8532K35
	* ON	OFF	ON*	K2	K92	K32
	NONE	OFF	ON*	K7	K97	K37
	ON	NONE	OFF*	K10	K910	K310
	OFF	NONE	ON*	K11	K911	K311
	ON	OFF	ON*	8532K3	8532K93	8532K33
	* ON	ON	NONE	K12	K912	K312
	ON	ON	NONE	K13	K913	K313
	ON	ON	ON	K15	K915	K315
	ON	ON	ON*	K16	K916	K316
	* ON	ON	ON*	K17	K917	K317

* Momentary contact.

See page A71 for circuit diagrams.