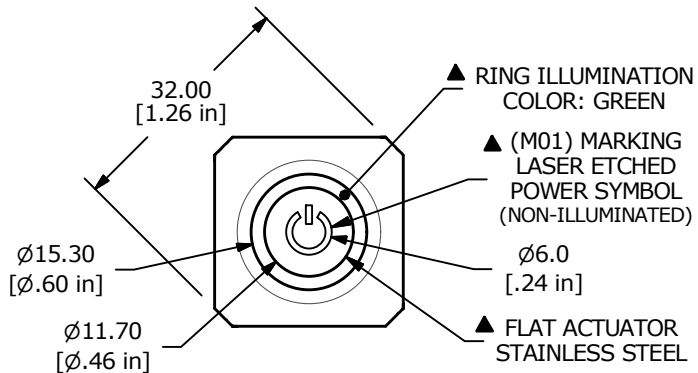
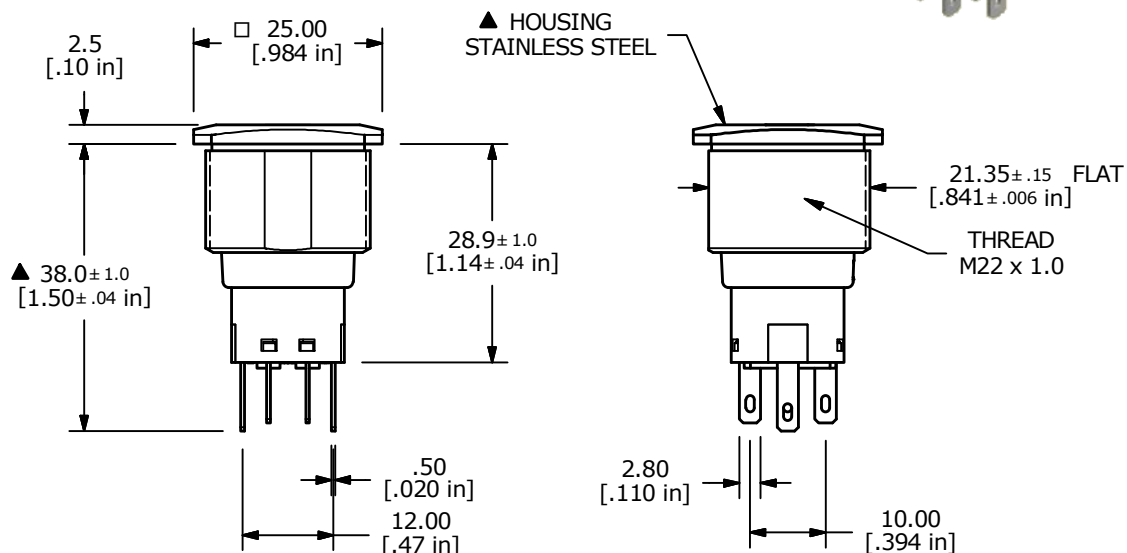
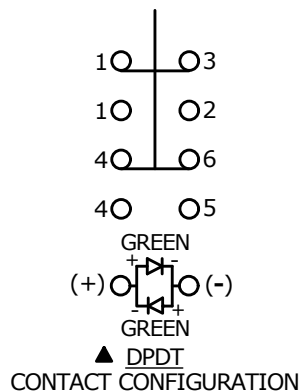


RECOMMENDED PANEL CUTOUT
MAX. PANEL THICKNESS 10mm

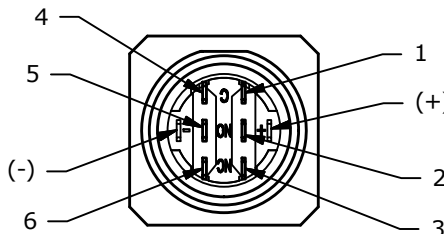


SWITCH FUNCTION	
POS. 1	POS. 2
ON	(ON)
1-3, 4-6	1-2, 4-5

() = MOMENTARY



- NOTE:
- ALL DIMENSIONS IN mm [INCH]
 - GENERAL TOLERANCE: X.X = ±0.4
X.XX = ±0.25
 - TERMINAL NUMBERS FOR REF ONLY
 - CONTACT MATERIAL: SILVER
 - RATING: 2A 24VDC
 - ELECTRIC LIFE: 50,000 MAKE-AND-BREAK CYCLES AT FULL LOAD.
 - INSULATION RESISTANCE: 1,000 MΩ MIN.
 - DIELECTRIC STRENGTH: 2,000 VAC MIN. FOR 1 MINUTE
 - CONTACT RESISTANCE: 50mΩ MAX. @ 1A 12VDC
 - OPERATING TEMP.: -20°C to 55°C
 - TRAVEL: 2.8mm
 - ▲ DENOTES CRITICAL PARAMETER.
 - INGRESS PROTECTION: IP65
 - HARDWARE SUPPLIED: O-RING AND HEXNUT
 - LAMP VOLTAGE: 2.8V



A	23826	New Release	4/11/19	MW
REV	PCR NO	DESCRIPTION	DATE	BY

TITLE PVS7F2HSS-331-M01				
SCALE 1:1	DATE 4/11/2019	DR MW	DWG 52-PVS7F2HSS331M01	REV A