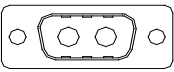
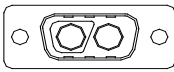
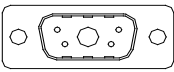
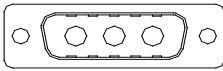
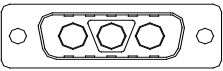
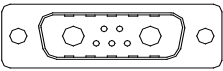
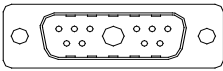
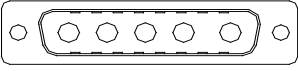
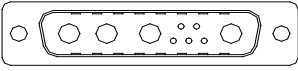
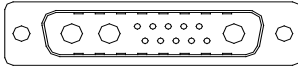
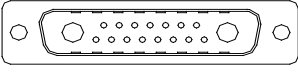
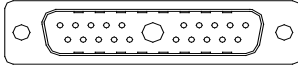
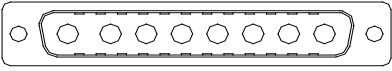
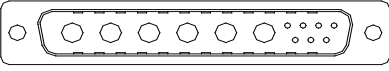
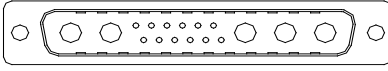
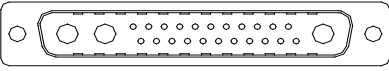
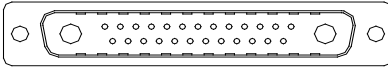
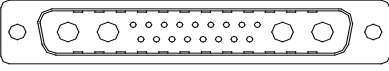
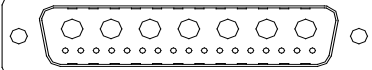
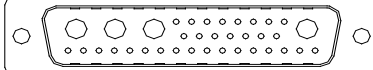
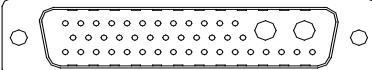
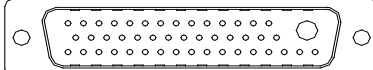


627C/628C SERIES



Power Combo D-Sub Connectors: Vertical

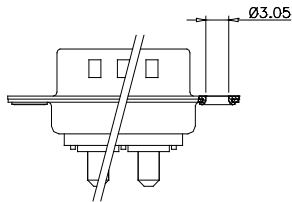
Layout:

	POWER/COAXIAL D-SUB ONLY	COMBINATION
SIZE 9	 2W2  2WK2	 5W1
SIZE 15	 3W3  3WK3	 7W2  11W1
SIZE 25	 5W5	 9W4  13W3  17W2  21W1
SIZE 37	 8W8	 13W6  17W5  25W3  27W2  21W4
SIZE 50		 24W7  36W4  43W2  47W1

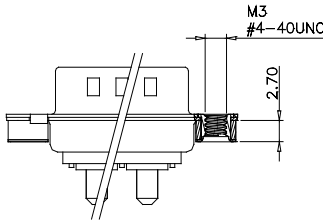
Power Combo D-Sub Connectors: Vertical

STRAIGHT PCB TYPE MOUNTING OPTION

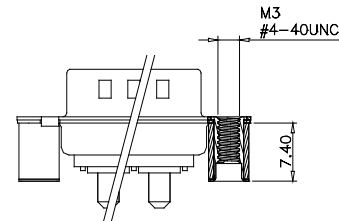
CODE:1



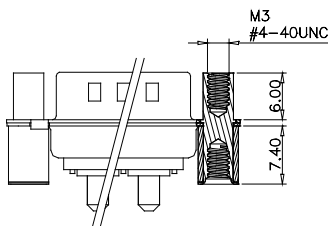
CODE:2/A



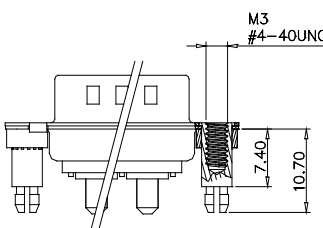
CODE:3/B



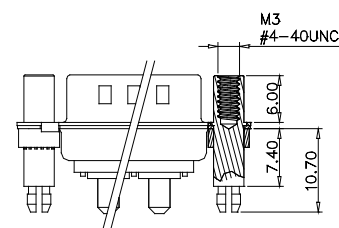
CODE:4/C



CODE:5/D

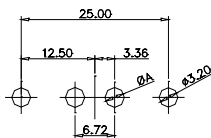


CODE:6/E

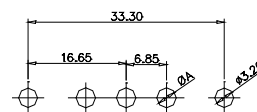


PCB LAYOUT FOR POWER D-SUB MALE AND FEMALE CONNECTOR

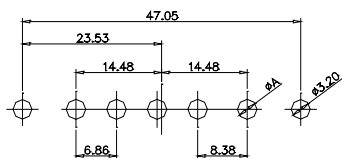
CODE:2W2/2WK2



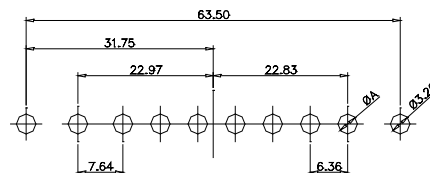
CODE:3W3/3WK3



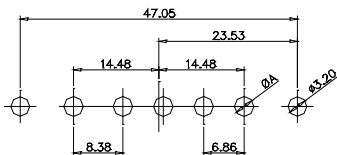
CODE:5W5 MALE



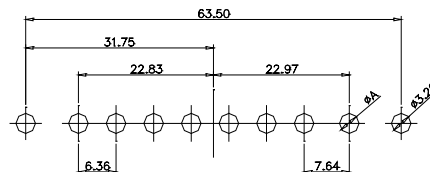
CODE:8W8 MALE



CODE:5W5 FEMALE



CODE:8W8 FEMALE

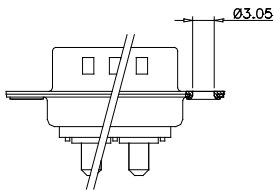


CURRENT RATING	10A	20A	30A	40A
ØA(mm)	2.2	3.3	3.7	4.2

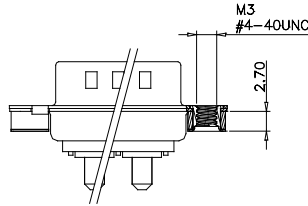
Power/Coaxial D-SUB

STRAIGHT PCB TYPE MOUNTING OPTION

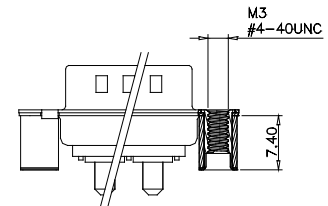
CODE:1



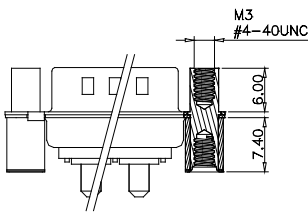
CODE:2/A



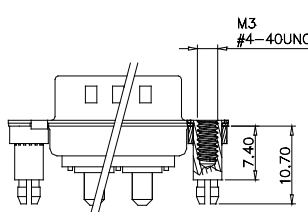
CODE:3/B



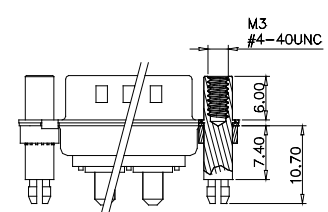
CODE:4/C



CODE:5/D

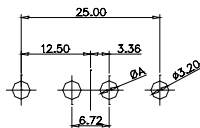


CODE:6/E

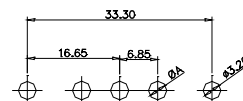


PCB LAYOUT FOR POWER D-SUB MALE AND FEMALE CONNECTOR

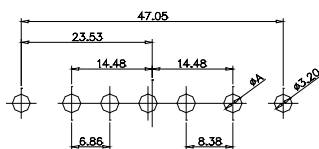
CODE:2W2/2WK2



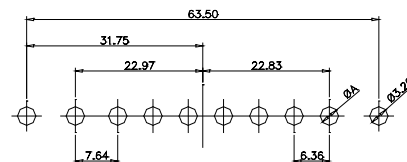
CODE:3W3/3WK3



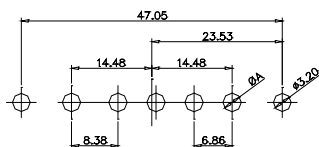
CODE:5W5 MALE



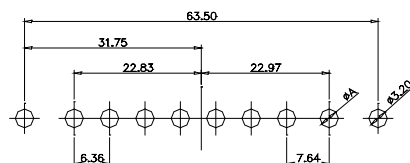
CODE:8W8 MALE



CODE:5W5 FEMALE



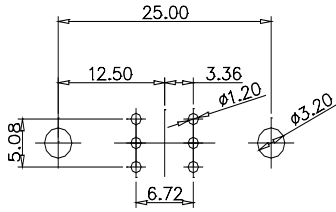
CODE:8W8 FEMALE



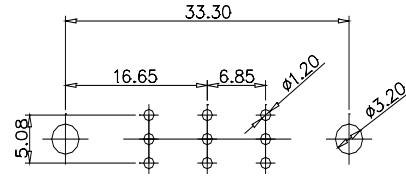
CURRENT RATING	10A	20A	30A	40A
ØA(mm)	2.2	3.3	3.7	4.2

PCB LAYOUT FOR COAXIAL D-SUB MALE AND FEMALE CONNECTOR

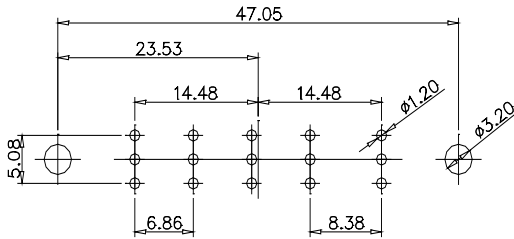
CODE:2W2/2WK2



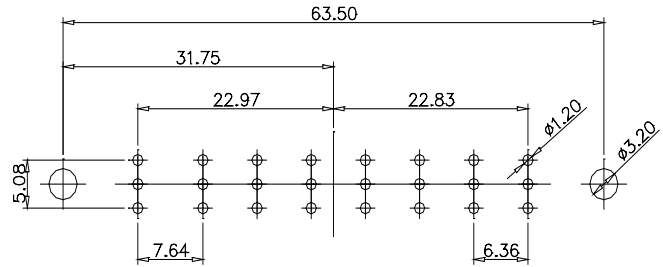
CODE:3W3/3WK3



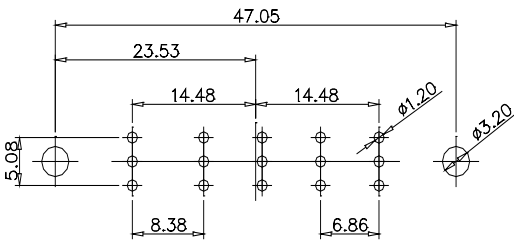
CODE:5W5 MALE



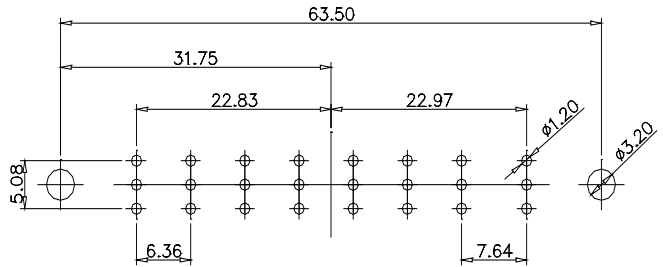
CODE:8W8 MALE



CODE:5W5 FEMALE

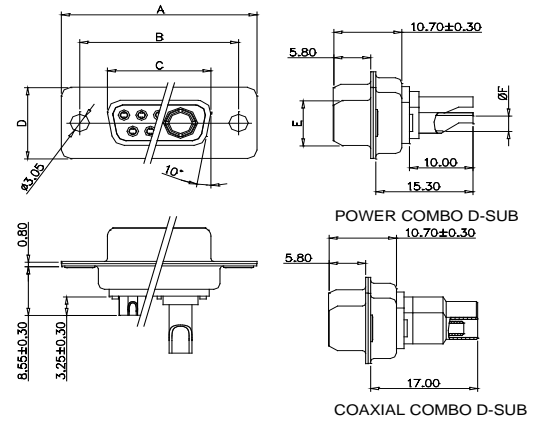
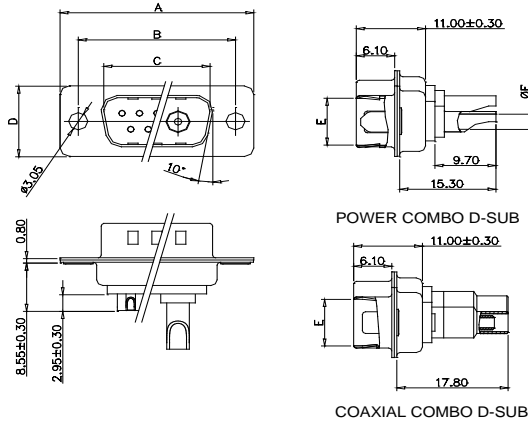


CODE:8W8 FEMALE



Power Combo D-Sub Connectors: Vertical

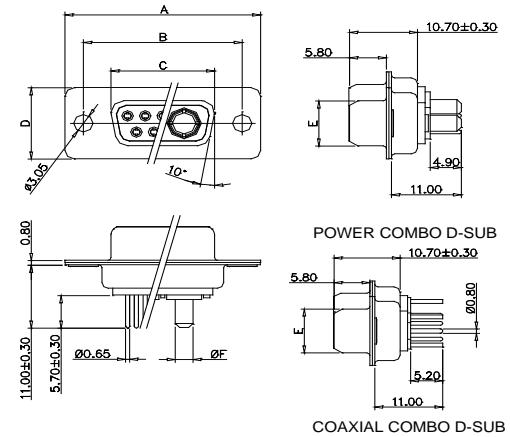
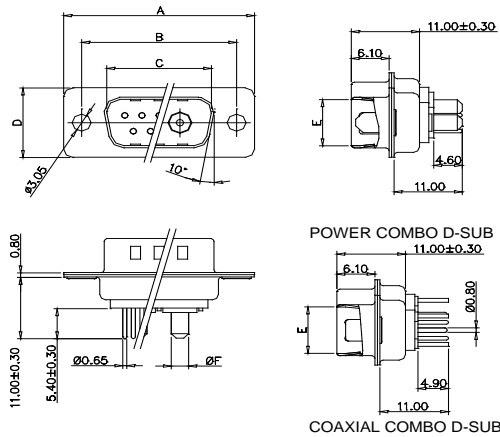
SOLDER CUP TYPE



CONTACT SHELL SIZE	POWER D-SUB						
	DIMA	DIMB	DIMC	DIMD	DIME	RATING	ØF
SIZE 9	30.80	25.00	16.90	12.50	8.30	10A	1.7
SIZE 15	39.20	33.30	25.25	12.50	8.30	20A	2.7
SIZE 25	53.05	47.05	38.95	12.50	8.30	30A	3.5
SIZE 37	69.40	63.50	55.40	12.50	11.15	40A	4.6
SIZE 50	67.00	61.00	52.80	15.30	11.15		
	COAXIAL D-SUB						

CONTACT SHELL SIZE	POWER D-SUB						
	DIMA	DIMB	DIMC	DIMD	DIME	RATING	ØF
SIZE 9	30.80	25.00	16.30	12.50	7.90	10A	1.7
SIZE 15	39.20	33.30	24.60	12.50	7.90	20A	2.7
SIZE 25	53.05	47.05	38.40	12.50	7.90	30A	3.5
SIZE 37	69.40	63.50	54.80	12.50	7.90	40A	4.6
SIZE 50	67.00	61.00	52.20	15.30	10.90		
	COAXIAL D-SUB						

STRAIGHT PCB TYPE

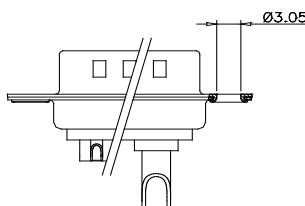


CONTACT SHELL SIZE	POWER D-SUB						
	DIMA	DIMB	DIMC	DIMD	DIME	RATING	ØF
SIZE 9	30.80	25.00	16.90	12.50	8.30	10A	1.7
SIZE 15	39.20	33.30	25.25	12.50	8.30	20A	2.8
SIZE 25	53.05	47.05	38.95	12.50	8.30	30A	3.2
SIZE 37	69.40	63.50	55.40	12.50	11.15	40A	3.75
SIZE 50	67.00	61.00	52.80	15.30	11.15		
	COAXIAL D-SUB						

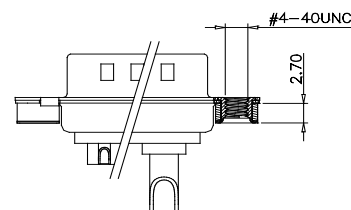
CONTACT SHELL SIZE	POWER D-SUB						
	DIMA	DIMB	DIMC	DIMD	DIME	RATING	ØF
SIZE 9	30.80	25.00	16.30	12.50	7.90	10A	1.7
SIZE 15	39.20	33.30	24.60	12.50	7.90	20A	2.8
SIZE 25	53.05	47.05	38.40	12.50	7.90	30A	3.2
SIZE 37	69.40	63.50	54.80	12.50	7.90	40A	3.75
SIZE 50	67.00	61.00	52.20	15.30	10.90		
	COAXIAL D-SUB						

SOLDER CUP TYPE MOUNTING OPTION

CODE:1



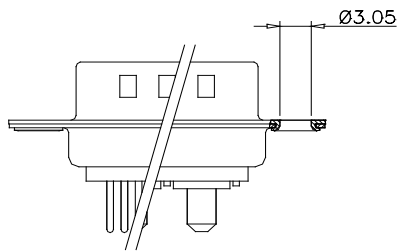
CODE:A



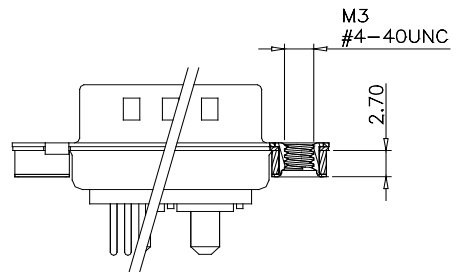
Power & Coaxial Combo D-SUB

STRAIGHT PCB TYPE MOUNTING OPTION

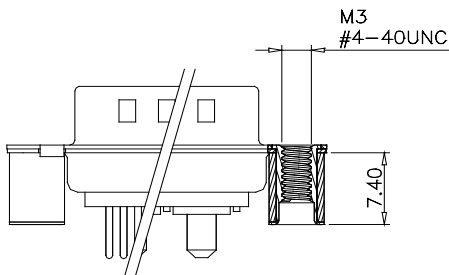
CODE:1



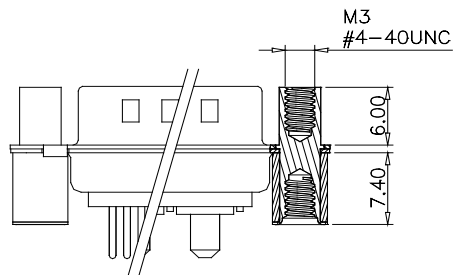
CODE:2/A



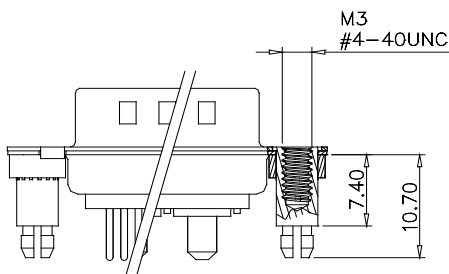
CODE:3/B



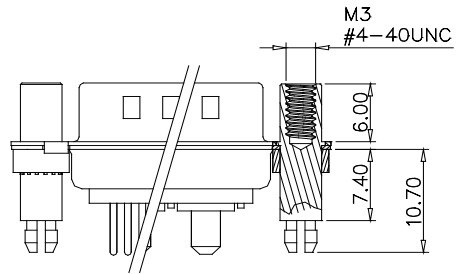
CODE:4/C



CODE:5/D



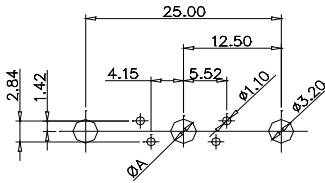
CODE:6/E



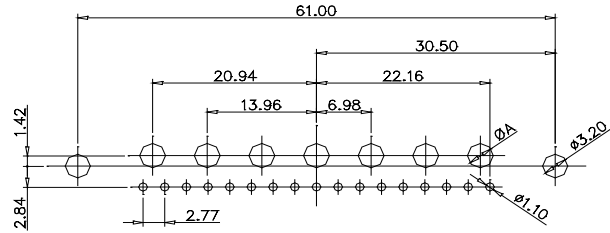
Power Combo D-SUB

PCB LAYOUT FOR MALE AND FEMALE CONNECTOR

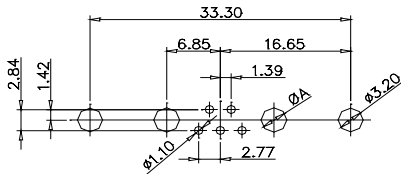
CODE:5W1
MALE/FEMALE



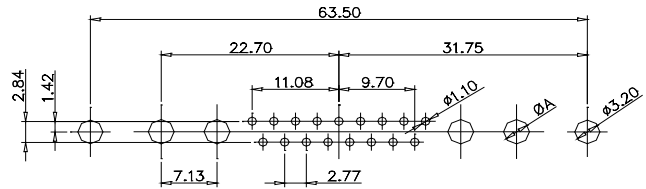
CODE:24W7
MALE/FEMALE



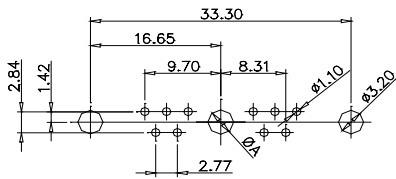
CODE:7W2
MALE/FEMALE



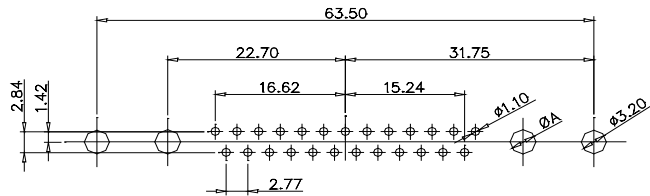
CODE:21W4
MALE/FEMALE



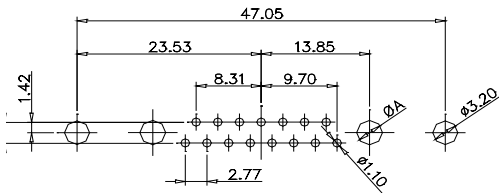
CODE:11W1
MALE/FEMALE



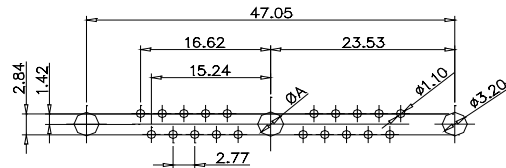
CODE:27W2
MALE/FEMALE



CODE:17W2
MALE/FEMALE



CODE:21W1
MALE/FEMALE

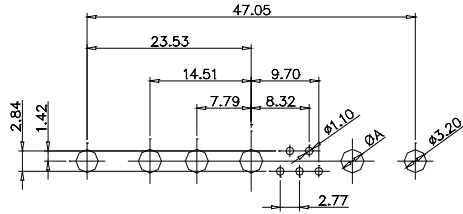


CURRENT RATING	10A	20A	30A	40A
ØA(mm)	2.2	3.3	3.7	4.2

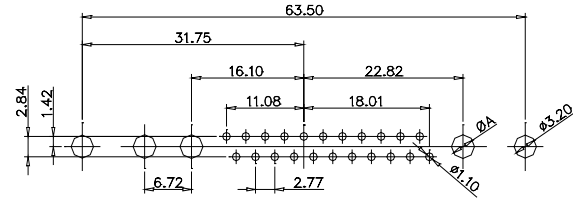
Power Combo D-SUB

PCB LAYOUT FOR MALE CONNECTOR

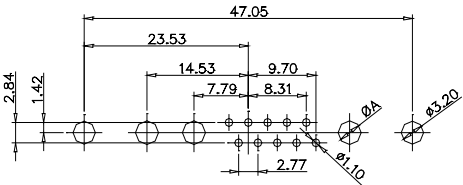
CODE:9W4
MALE



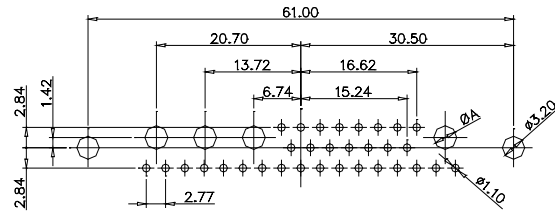
CODE:25W3
MALE



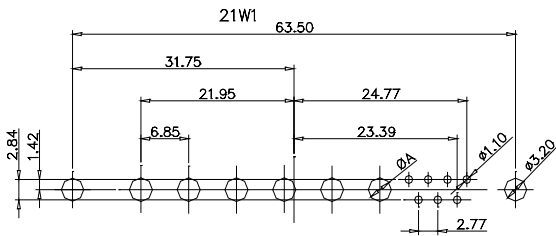
CODE:13W3
MALE



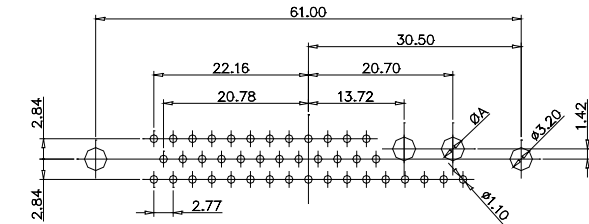
CODE:36W4
MALE



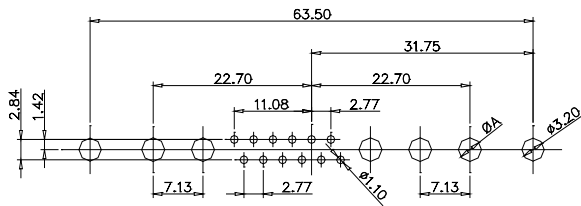
CODE:13W6
MALE



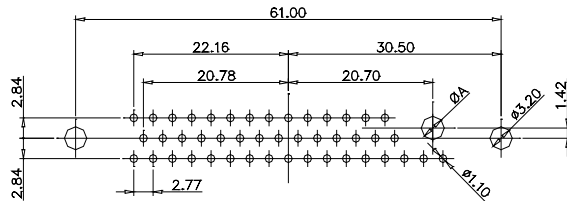
CODE:43W2
MALE



CODE:17W5
MALE



CODE:47W1
MALE

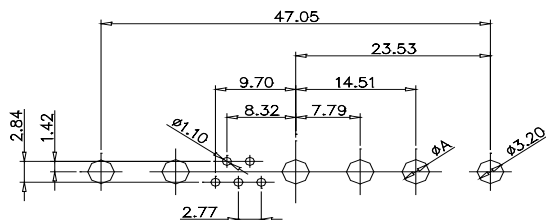


CURRENT RATING	10A	20A	30A	40A
ØA(mm)	2.2	3.3	3.7	4.2

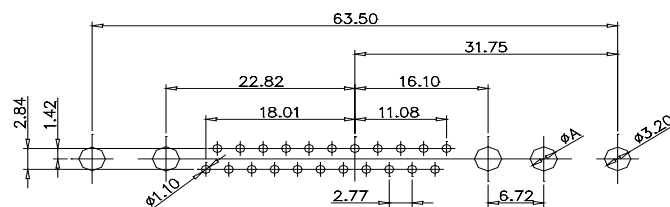
Power Combo D-SUB

PCB LAYOUT FOR FEMALE CONNECTOR

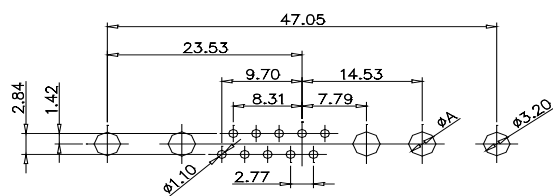
CODE:9W4
FEMALE



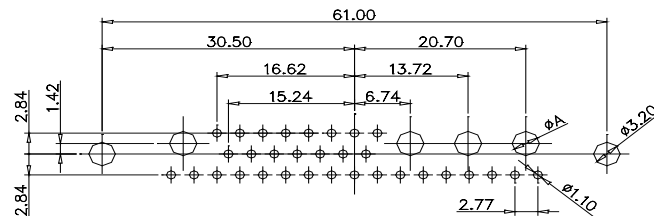
CODE:25W3
FEMALE



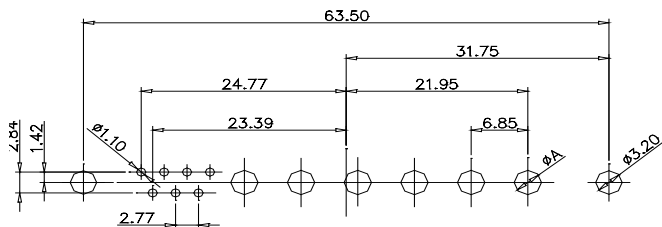
CODE:13W3
FEMALE



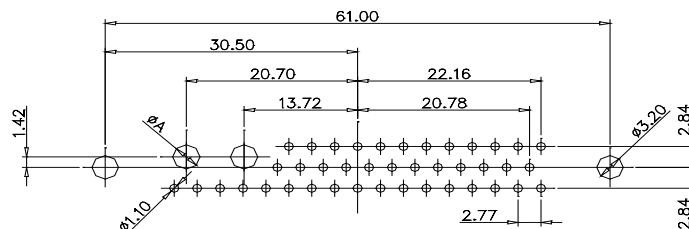
CODE:36W4
FEMALE



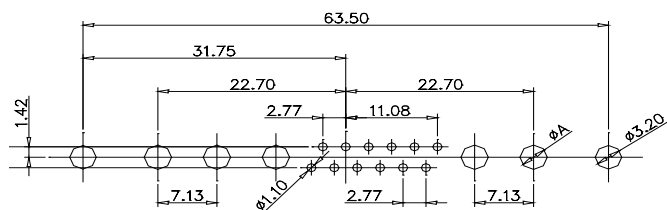
CODE:13W6
FEMALE



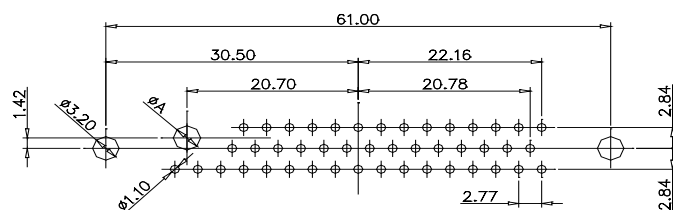
CODE:43W2
FEMALE



CODE:17W5
FEMALE



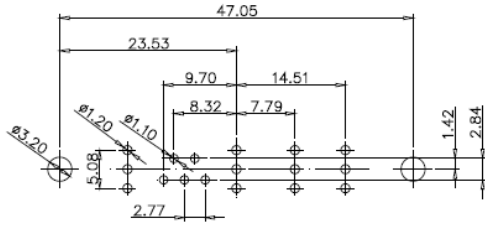
CODE:47W1
FEMALE



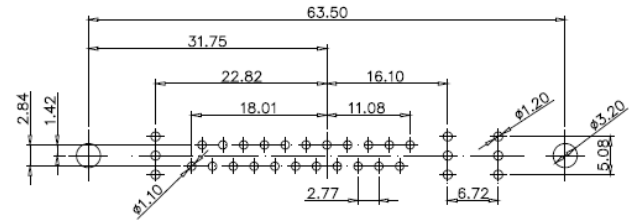
CURRENT RATING	10A	20A	30A	40A
ØA(mm)	2.2	3.3	3.7	4.2

Coaxial Combo D-SUB

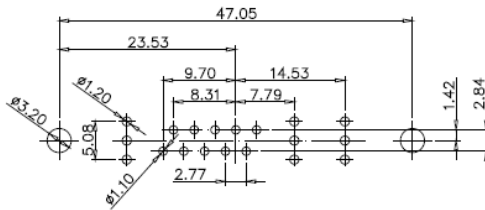
9W4 Female



25W3 Female



13W3 Female



36W4 Female

