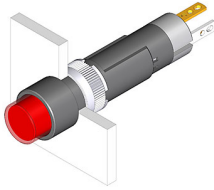


EAO – Your Expert Partner for Human Machine Interfaces

19-279.015 - Illuminated pushbutton actuator

19-279.015 - Illuminated pushbutton actuator



Attention: The preview is based on a sample product. This can differ from your current configuration.

Mounting

| | |
|------------------|--------|
| Mounting cut-out | Ø 8 mm |
| Design | raised |

Front

| | |
|----------------------|---------|
| Front shape | round |
| Front dimension | Ø 9 mm |
| Front bezel colour | black |
| Front bezel material | Plastic |

Other Attributes

| | |
|--------|----------|
| Weight | 0,002 kg |
|--------|----------|

Operating-/Indication part

| | |
|-------------------|--------------|
| Lens illumination | illuminative |
|-------------------|--------------|

IP-Rating

| | |
|------------------|------|
| Front protection | IP40 |
|------------------|------|

Connection Method

| | |
|----------|--------------------|
| Terminal | Solder 2.0 x 0.5mm |
|----------|--------------------|

Actuator

| | |
|------------------|------------|
| Switching action | Maintained |
| Housing colour | black |
| Housing material | Plastic |

Switching element

| | |
|-------------------|-------------------------------|
| Switching system | Snap-action switching element |
| Contact material | Silver |
| Contacts | 1 NO |
| Switching voltage | 50 V AC |
| Switching current | 0.8 A |

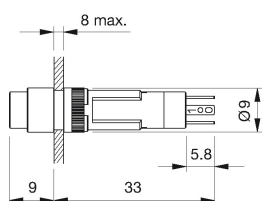
Function

| |
|------------------------|
| Illuminated pushbutton |
|------------------------|

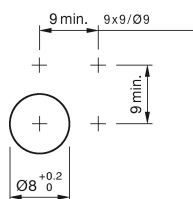
EAO – Your Expert Partner for Human Machine Interfaces

19-279.015 - Illuminated pushbutton actuator

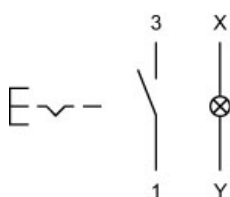
Dimensions



Mounting cut-outs



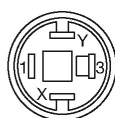
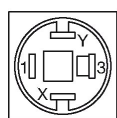
Wiring diagram



Component layout

9 x 9 mm

Ø9 mm



Legend

Contacts: NO = Normally open

Switching action: C = Maintained