

.312" MOUNT PANEL LIGHTS

50 Series

- Mounting Hardware Provided - For Detailed LED Data, See Discrete Section, MODEL 200

1 Model	Wires
51	W
53 ^[1]	(optional)
54	
56	
561	
564	

TO ORDER, FOLLOW THE EXAMPLE:

Select one **BOLD** component from each numbered category in the tables below.

1 Model	2 LED	3 Voltage	4 Lens Diffusion	5 Lens Color	6 Bezel Color
54	-ALP	2	-C	A	9

→ Part Number **54-ALP2-CA9**

MEDIUM INTENSITY - TINTED ENCAPSULATION					
2 LED	Color	λpk (nm)	Iv ^[2] (mcd)	Viewing Angle	V/C Table ^[3]
-BCR	RED	635	120	35	I
-BCA	AMB	583	100	35	I
-BCG	GRN	565	80	24	I

Voltage/Current	
Design Vf/If	Max Vf/If
V/C Table I	
5V/22mA	5.5V/28mA
12V/20mA	14V/25mA
15V/24mA	16.5V/28mA
24V/17mA	26V/20mA
28V/16.5mA	30V/18mA
48V/15mA	50V/16mA
60V/9mA	65V/10mA
120VAC/3.5mA	130VAC/4mA

3 Voltage ^[4]
2
5H
12H
15H
24H
28H
48H
60H
120 ^[5]

HIGH INTENSITY - WATERCLEAR ENCAPSULATION					
LED	Color	λpk (nm)	Iv ^[2] (mcd)	Viewing Angle	V/C Table ^[3]
-NWR	RED	634	2800	30	I
-NWO	ORG	605	2000	30	I
-NWA	AMB	592	2800	30	I
-NWG	GRN	520	2400	45	II
-NWB	BLU	465	700	45	II
-NWW ^[7]	CWHT		2500	50	II
-NWL ^[7]	WWHT		1800	50	II
-NKR	RED	634	3600	15	I
-NKO	ORG	605	8000	15	I
-NKA	AMB	592	3600	15	I
-NKG	GRN	520	10000	15	II
-NKB	BLU	465	3000	15	II
-NKW ^[7]	CWHT		9200	20	II
-NKL ^[7]	WWHT		9200	15	II

Voltage/Current	
Design Vf/If	Max Vf/If
V/C Table II	
5V/15mA	5.5V/23mA
12V/15mA	14V/20mA
15V/15mA	16.5V/18mA
24V/15mA	26V/18mA
28V/15mA	30V/17mA
48V/9.5mA	50V/10mA
60V/7mA	65V/8mA
120VAC/3.5mA	130VAC/4mA

4 Lens Diffusion
-C
Clear
-N
Diffused

5 Lens Color	
R Red	B Blue
A Amber	W Water Clear
Y Yellow	
G Green	-S Smoke ^[8]

SPECIALTY LEDs						
LED	Color	λpk (nm)	Iv ^[2] (mcd)	Viewing Angle	V/C Table ^[3]	Description
-RLP ^[6]	RED	635	2.3	50	[3]	Low Power
-ALP ^[6]	AMB	583	2.1	50	[3]	Low Power
-GLP ^[6]	GRN	565	2.3	50	[3]	Low Power
-LRG ^[7]	RED/GRN	660/565	90/40	60	I	Bi-Color, Red Cathode
-RAG ^[7]	RED/AMB/GRN	630/565	6/6/6	60	I	Tri-Color, Common Cathode
-GAR ^[7]	GRN/AMB/RED	635/565	5/5/5	50	I	Tri-Color, Common Anode

6 Bezel Color
0
Black
9
White

[1] Model 53 is available with Clear (-C) Lens only.

[2] Iv = typical luminous intensity @ If = 20mA (Ta = 25°C). Iv is measured without lenses. For Low Power LEDs, If = 2mA.

[3] See Voltage/Current table for design specifications. Design current for low power LEDs = 2mA.

[4] Ta = 25°C. Voltage 2 indicates external resistor required. Voltages 5H through 60H are VDC.

[5] For AC operation, insert D after Voltage (e.g. 24HD), D indicates built-in rectifier; not required for 5H or 120VAC. DC operation not available for 120V. Bi-Color and Tri-Color not available in AC voltages.

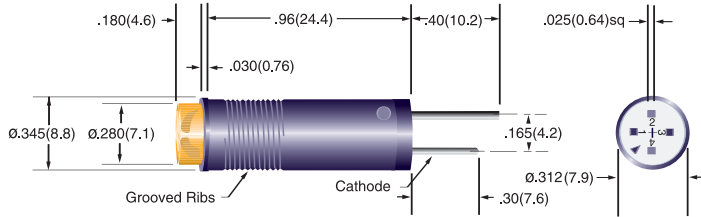
[6] Select high intensity LEDs only.

[7] Omit H when selecting a voltage (e.g. 51-RLP12-CW0).

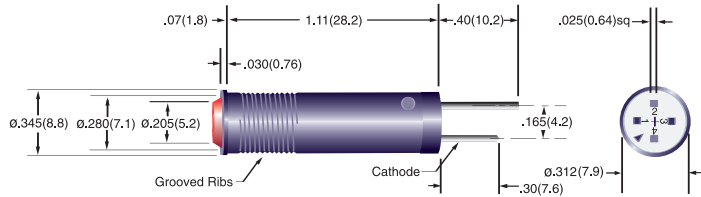
[8] Select -CW or -NW lens only. -RAG wire leads: green anode/black cathode/red anode. -GAR wire leads: green cathode/black anode/red cathode. Common lead is the first lead clockwise from reference mark on header. Tri-Color 5 or 12 volt, omit H in part number.

[9] Omit Lens Diffusion when selecting smoked lens (e.g. 51-NWA12H-S0).

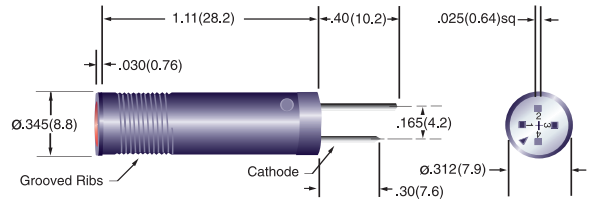
51



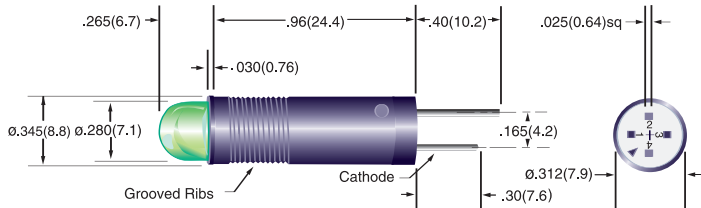
53



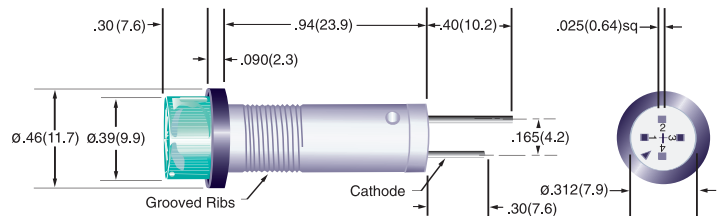
54 (flush lens)



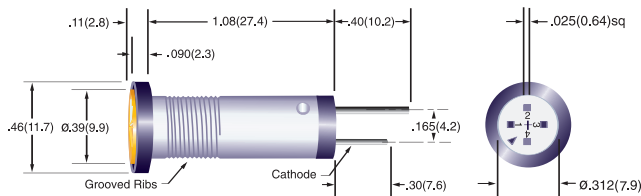
56



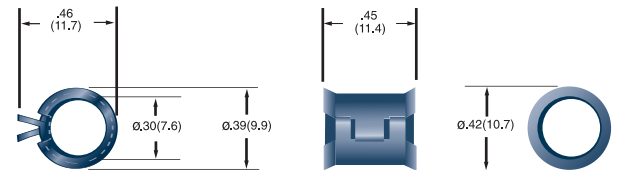
561



564



TC5 & NW5 Mounting Hardware



Standard Wire Leads:

6.0" total length(nominal)/.50" stripped (nominal), red anode/black cathode, 24 AWG TPB UL1061 insulation. Contact factory for other lengths, gauges and colors.

All dimensions are in inches (mm)

Tolerances: .xx"(.x) $\pm .025$ "(.63) / .xxx"(.xx) $\pm .010$ "(.25)
Specifications are subject to change without notice.