


Series A2000 & LP2000 Single Row Terminal Blocks *Continued*

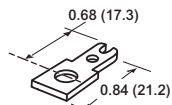
Screw Options



Hardware Options (Bulk ordering part numbers are in parentheses.)

Inches (Millimeters)

Solder Lugs



S1
(2S1-J)

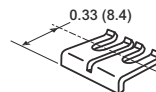
Jumpers



1JA
(JA2-XX-J)



1JB
(JB2-XX-J)



1JC
(JC2-XX-J)

†Contact factory for configuration.



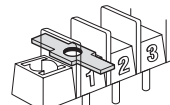
1OJ2
(OJ2-J)




1OJ4
(OJ4-J)

Quick Connects

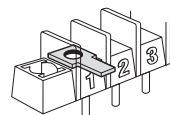
Blade Width A = 0.250" Blade Width B = 0.187"




A1 & B1
(2A1-J & 2B1-J)



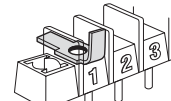
A4 & B4
(2A4-J & 2B4-J)



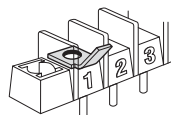
A7 & B7
(2A7-J & 2B7-J)




A2 & B2
(2A2-J & 2B2-J)




A5 & B5
(2A5-J & 2B5-J)



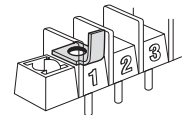
A8 & B8
(2A8-J & 2B8-J)



A3 & B3
(2A3-J & 2B3-J)



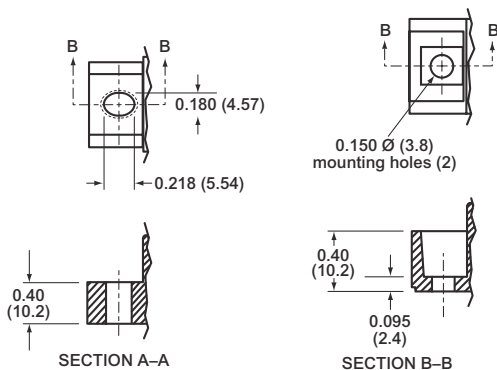
A6 & B6
(2A6-J & 2B6-J)



A9 & B9
(2A9-J & 2B9-J)

Base/End Options

Inches (Millimeters)



0, 6 & 9
Molded Mount End

1, 3 & 5
Mount End