
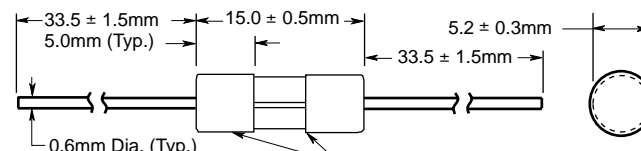


# Time-Delay Axial Leaded 5mm x 15mm Glass Fuses

C515



### Dimensional Data



Dimensions are in Millimeters (mm)

Markings: Manufacturer's Symbol, Product Symbol, Voltage, Ampere, Testing Agency Mark (Optional)

**Agency File Numbers:** UL Listing: Guide # JDYX, File E75865.  
CSA Certification: Class 1422-01, File LR65063.  
UL Recognized: Guide # JDYX2, File E75865.

**Product Symbol:** C515  
**Physical Fuse Size:** 5 x 15mm

### Limits for Pre-arcing Time/UL Listed Fuses.

Amp Ratings	135%	200%	
	MAX	MIN	MAX
125mA - 7A	60 min.	3 sec.	2 min.

### Limits for Pre-arcing Time/UL Recognized Fuses.

Amp Ratings	350mA	600mA	2A	6A
	MIN	MAX	MAX	MAX
350mA	240 min.	90 sec.	2 sec.	500 millisec.

### Mechanical Characteristics:

**Materials:** Endcaps are silver-plated brass; leads are tin-plated copper and tube is glass. Optional sleeve is flexible fluoropolymer (UL Flammability rating VW-1). The tube will self extinguish within one minute. 25% maximum flag burn per ASTM Flammability Test ASTM D2671 Procedure C.

**Lead Pull:** Leads will withstand a seven pound pull applied axially to the lead for five seconds.

**Lead Bend:** Leads will be bent 90 degrees in one direction, back to original direction, then 90 degrees in the opposite direction and return to the cycle. Leads will withstand two cycles. The bending is to be done with a two pound weight attached to the end of the lead.

**Temp. Range:** -55°C to +85°C with proper derating.

**Weight:** 1000 = 1.33g.

### Telecommunication Capabilities:

#### UL 1459: Telephone Equipment

Fuses successfully opened:  
600 Volts (AC) 40 Amps  
600 Volts (AC) 7 Amps  
600 Volts (AC) 2.2 Amps

#### UL 497: Protectors for Paired Conductor

Communication Circuits  
Fuses successfully passed without opening:  
10 x 1000 microsecond waveform  
†50 pulses/1 pulse every 8 seconds  
@ 1000V

Fuse Rating	Peak Current (A)
250mA	12.5
350mA	19.5
375mA	20.0
500mA	28.5
600mA	36.5
750mA	49.0
1A	66.5
1.25A	100.0

† Fuse resistance was not allowed to vary by more than five percent after completion of the test.

### Packaging & Ordering Information:

Package Code	Product Symbol	Blank - Standard S - Transparent sleeve for sealed fuses.	Ampere Rating
BK/ Bulk Package (100 pcs)	C515		125mA
TR/ Tape & Reel (500 pcs)			250mA
TR1/ Tape & Reel (1,000 pcs)			350mA
TR2/ Tape & Reel (1,500 pcs)			375mA
<b>NOTE:</b> Tape & Reel Packaging per EIA 296-E (10.2mm Component Pitch and 52.4mm Tape-to-Tape Spacing)			500mA
			600mA
			750mA
			1A
			1.25A
			1.5A
			1.6A
			2A
			2.25A
			2.5A
			3A
			3.5A
			4A
			5A
			7A

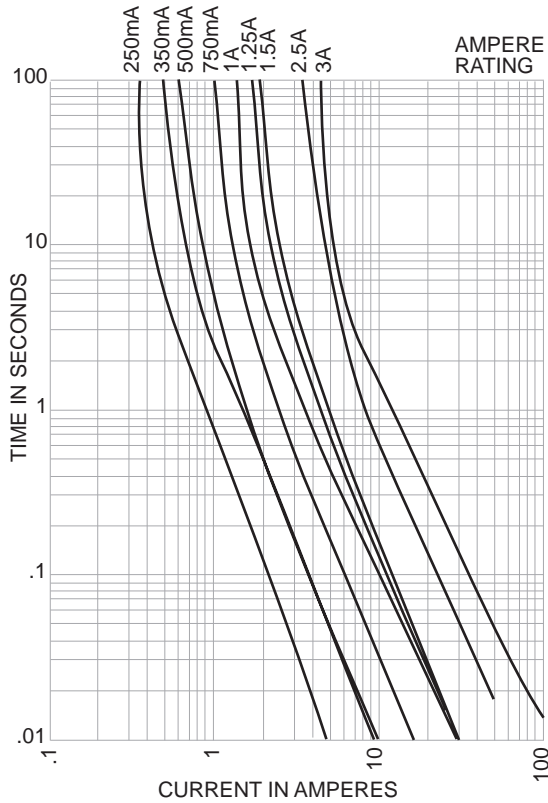
CE logo denotes compliance with European Union Low Voltage Directive (50-1000V AC, 75-1500V DC). Refer to BIF document #8002 or contact Bussmann Application Engineering at 314-527-1270 for more information.

# Time-Delay Axial Leaded 5mm x 15mm Glass Fuses

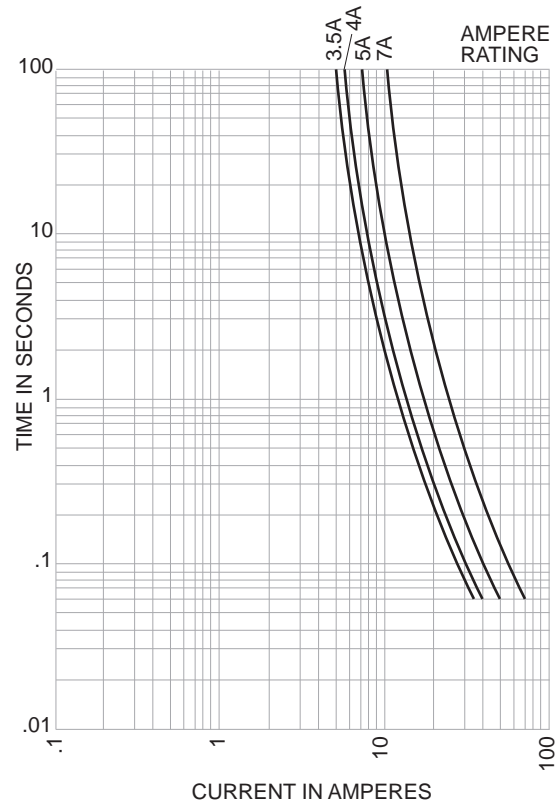
C515



**Time-Current Characteristic Curves—Average Melt  
(Full Size Curves Available)**



**Time-Current Characteristic Curves—Average Melt  
(Full Size Curves Available)**



**Electrical Characteristics:**

Current Rating	Rated Voltage (V)AC	AIR	Voltage Drop (mV) max.	Pre-arcing Value (I <sup>2</sup> t) (A <sup>2</sup> s) Typ.	U.L.	U.R.	CSA
125mA	250V	35A/250V 10kA/125V AC p.f. = 0.7 - 0.8	1200	0.039	•		•
250mA			630	0.18	•		•
350mA		35A/250V 10kA/125V AC 25A/600V p.f. = 0.7 - 0.8	520	0.9		•	•
375mA		35A/250V AC 10kA/125V AC p.f. = 0.7 - 0.8	490	0.9	•		•
500mA			410	1.1	•		•
600mA			350	2.7	•		•
750mA			300	2.7	•		•
1A			250	6.4	•		•
1.25A			220	7.6	•		•
1.5A		100A/250V AC 10ka/125V AC p.f. = 0.7 - 0.8	200	13	•		•
1.6A	200		14	•		•	
2A	200		27	•		•	
2.25A	200		31	•		•	
2.5A	190		42	•		•	
3A	190	94	•		•		
3.5A	125V	400A/125V AC p.f. = 1.0	180	94		•	
4A			150	145		•	
5A			150	230		•	
7A			140	540		•	

The only controlled copy of this BIF document is the electronic read-only version located on the Bussmann Network Drive. All other copies of this BIF document are by definition uncontrolled. This bulletin is intended to clearly present comprehensive product data and provide technical information that will help the end user with design applications. Bussmann reserves the right, without notice, to change design or construction of any products and to discontinue or limit distribution of any products. Bussmann also reserves the right to change or update, without notice, any technical information contained in this bulletin. Once a product has been selected, it should be tested by the user in all possible applications.