

C-FILTER D-SUB STANDARD

Solder pin – Straight – Precision machined contacts

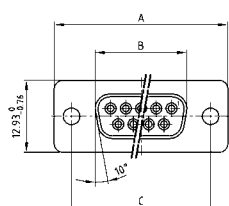


RoHS compliant – CSA listed, File No.: LR 115000-1 – UL listed, File No.: E202784

DESCRIPTION

- Mounting styles:
 - with 4-40 UNC or M3 threaded rear spacer with PCB clip
 - with 4-40 UNC or M3 front and threaded rear spacer with PCB clip
- Quality class 3 (also available in quality class 1)
- Shell: Steel tin plated (brass tin plated on request)

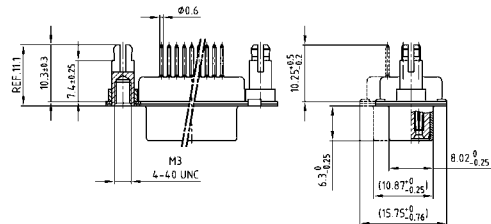
SOCKET CONNECTOR



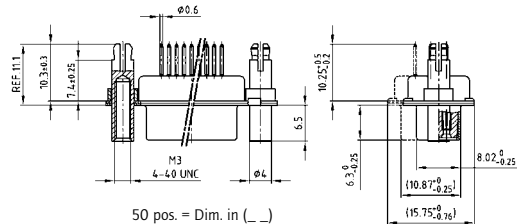
No. of pos.	A -0.76	B -0.25	C
09	31.19	16.46	25.00 ^{+0.12} / _{-0.13}
15	39.52	24.79	33.30 ^{+0.15} / _{-0.10}
25	53.42	38.50	47.04 ^{+0.13} / _{-0.10}
37	69.70	54.96	63.50 ^{+0.13} / _{-0.10}
50	67.31	52.55	61.10 ^{+0.14} / _{-0.11}

PCB layout: Kat1kFUA

Mounting style: Threaded rear spacer with PCB clip

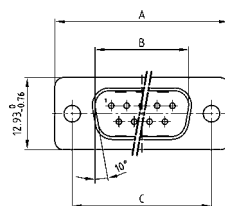


Mounting style: Front and threaded rear spacer with PCB clip



50 pos. = Dim. in (_)

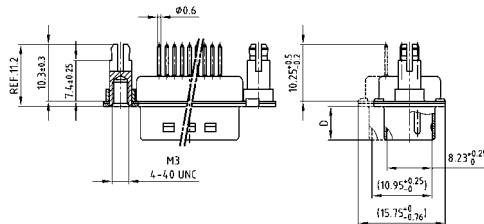
PLUG CONNECTOR



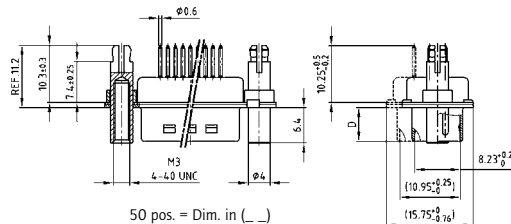
No. of pos.	A -0.76	B -0.25	C	D -0.3
09	31.19	16.79	25.00 ^{+0.12} / _{-0.13}	6.12
15	39.52	25.12	33.30 ^{+0.15} / _{-0.10}	6.12
25	53.42	38.84	47.04 ^{+0.13} / _{-0.10}	5.99
37	69.70	55.30	63.50 ^{+0.13} / _{-0.10}	5.99
50	67.31	52.68	61.10 ^{+0.14} / _{-0.11}	5.99

PCB layout: Kat1kFUA

Mounting style: Threaded rear spacer with PCB clip



Mounting style: Front and threaded rear spacer with PCB clip



50 pos. = Dim. in (_)

ORDER DATA

Capacitance 180 pF

SOCKET CONNECTOR

No. of pos.	Mounting style	Part Number
09	4-40 UNC Threaded rear spacer PCB clip	242 A 16460 X
15	4-40 UNC Threaded rear spacer PCB clip	242 A 16470 X
25	4-40 UNC Threaded rear spacer PCB clip	242 A 16480 X
37	4-40 UNC Threaded rear spacer PCB clip	242 A 16490 X
50	4-40 UNC Threaded rear spacer PCB clip	242 A 16500 X
09	M3 Threaded rear spacer PCB clip	242 A 16510 X
15	M3 Threaded rear spacer PCB clip	242 A 16520 X
25	M3 Threaded rear spacer PCB clip	242 A 16530 X
37	M3 Threaded rear spacer PCB clip	242 A 16540 X
50	M3 Threaded rear spacer PCB clip	242 A 16550 X
09	4-40 UNC Front / Threaded rear spacer PCB clip	242 A 16560 X
15	4-40 UNC Front / Threaded rear spacer PCB clip	242 A 16570 X
25	4-40 UNC Front / Threaded rear spacer PCB clip	242 A 16580 X
37	4-40 UNC Front / Threaded rear spacer PCB clip	242 A 16590 X
50	4-40 UNC Front / Threaded rear spacer PCB clip	242 A 16600 X
09	M3 Front / Threaded rear spacer PCB clip	242 A 16610 X
15	M3 Front / Threaded rear spacer PCB clip	242 A 16620 X
25	M3 Front / Threaded rear spacer PCB clip	242 A 16630 X
37	M3 Front / Threaded rear spacer PCB clip	242 A 16640 X
50	M3 Front / Threaded rear spacer PCB clip	242 A 16650 X

PLUG CONNECTOR

No. of pos.	Mounting style	Part Number
09	4-40 UNC Threaded rear spacer PCB clip	241 A 19080 X
15	4-40 UNC Threaded rear spacer PCB clip	241 A 19090 X
25	4-40 UNC Threaded rear spacer PCB clip	241 A 19100 X
37	4-40 UNC Threaded rear spacer PCB clip	241 A 19110 X
50	4-40 UNC Threaded rear spacer PCB clip	241 A 19120 X
09	M3 Threaded rear spacer PCB clip	241 A 19130 X
15	M3 Threaded rear spacer PCB clip	241 A 19140 X
25	M3 Threaded rear spacer PCB clip	241 A 19150 X
37	M3 Threaded rear spacer PCB clip	241 A 19160 X
50	M3 Threaded rear spacer PCB clip	241 A 19170 X
09	4-40 UNC Front / Threaded rear spacer PCB clip	241 A 19180 X
15	4-40 UNC Front / Threaded rear spacer PCB clip	241 A 19190 X
25	4-40 UNC Front / Threaded rear spacer PCB clip	241 A 19200 X
37	4-40 UNC Front / Threaded rear spacer PCB clip	241 A 19210 X
50	4-40 UNC Front / Threaded rear spacer PCB clip	241 A 19220 X
09	M3 Front / Threaded rear spacer PCB clip	241 A 19230 X
15	M3 Front / Threaded rear spacer PCB clip	241 A 19240 X
25	M3 Front / Threaded rear spacer PCB clip	241 A 19250 X
37	M3 Front / Threaded rear spacer PCB clip	241 A 19260 X
50	M3 Front / Threaded rear spacer PCB clip	241 A 19270 X

PCB clip .122"/3.1 ± .004"/0.10 mm hole diameter and .063"/1.6 mm circuit board thickness

