

PTS530 Series Ultra Low Profile SMT Top Actuated

Features/Benefits

- 4.5 x 4.5 mm footprint
- 0.55 mm thickness
- High number of cycles
- Symbol line identification

Typical Applications

- MP3 accessories
- Bluetooth headset
- Remote controls
- Garage door opener



Specifications

FUNCTION: momentary action
CONTACT ARRANGEMENT: 1 make contact = SPST N.O.
TERMINALS: Gullwing for SMT
TRAVEL: 0.2mm - 0.1 /+ 0.15mm

| Part Number | Operating Force (gf) | Operating Life (operations) |
|-----------------------|----------------------|-----------------------------|
| PTS530 GN055 SMTR LFS | 100 ± 30 | 1,000,000 |
| PTS530 GM055 SMTR LFS | 160 ± 30 | 1,000,000 |
| PTS530 GH055 SMTR LFS | 200 ± 30 | 200,000 |
| PTS530 GK055 SMTR LFS | 260 ± 30 | 200,000 |
| PTS530 GG065 SMTR LFS | 400 ± 70 | 300,000 |
| PTS530 GS065 SMTR LFS | 600 - 50/+100 | 150,000 |

Packaging

Switches in reels of 7,000 pieces.
Dimensions of reels according to EIA 481B
External diameter 330 mm

Electrical

MAXIMUM VOLTAGE: 12 VDC
MAXIMUM CURRENT DC: 50 mA
DIELECTRIC STRENGTH: 250 VA C (1mn)
CONTACT RESISTANCE: ≤ 100 mΩ
INSULATION RESISTANCE: ≥ 100 MΩ
BOUNCE TIME: ≤ 10 ms

Environmental

OPERATING TEMPERATURE: -40°C to 85°C

Process

SOLDERING: This component is suited to the following methods:
Infrared Reflow Soldering in accordance with IEC61760-1

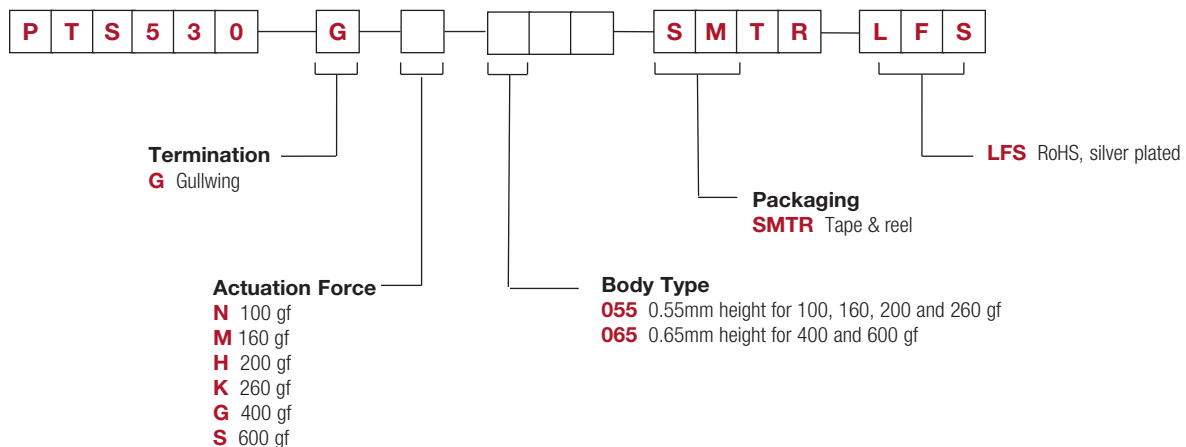
NOTE:

- Specifications listed above are for switches with standard options. For information on specific and custom switches, consult Customer Service Center.
- The PTS series is not certified for using in Automotive application and no PPAP. However, in the case of some automotive accessories and specific applications for 2 and 3 wheeled vehicles the PTS is widely used and very suitable. Please contact your local C&K representative to discuss your application and the best switch solution.

How To Order

Our easy build-a-switch concept allows you to mix and match options to create the switch you need. To order, select desired option from each category and place it in the appropriate box.

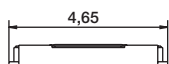
For any part number different from those listed above, please consult your local representative.



PTS530 Series Ultra Low Profile SMT Top Actuated

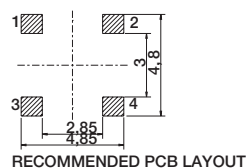
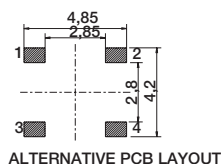
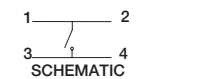
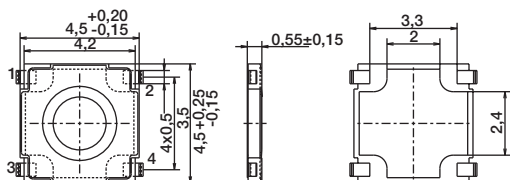
TERMINATION

G GULLWING



BODY TYPE / ACTUATION FORCE

055 0,55 MM HEIGHT

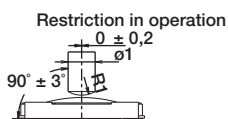
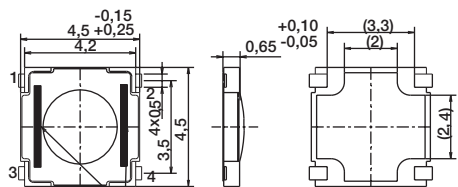
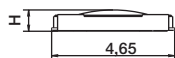


Actuation force identification lines:

| | |
|-----------|----------|
| N: 100 gf | |
| M: 160 gf | No Lines |
| H: 200 gf | |
| K: 260 gf | |

065 0,65 MM HEIGHT

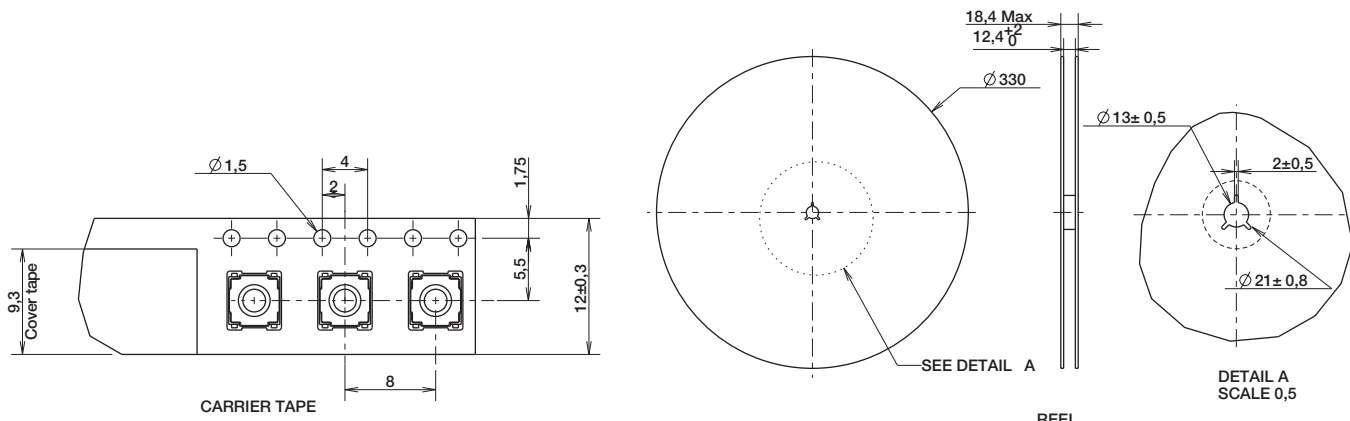
| PART NUMBER | HEIGHT |
|-------------------------|--------|
| PTS 530 GS 065 SMTR LFS | 0.72 |
| PTS 530 GG 065 SMTR LFS | 0.68 |



Force symbol lines for 600 gf
No symbol line for 400 gf

| | |
|-----------|----------|
| G: 400 gf | No Lines |
| S: 600 gf | |

TAPE & REEL



4 Apr 22