


For technical assistance call the Trimmer
Products number on the back cover.

A-21-03



Features

- 3/4" Rectangular / Multiturn Cermet / Industrial / Sealed
- Low PC board profile - only 1/4" high
- Panel mount option available, (see page 65 for details)

- Transparent housing available, can be set visually without hook-up and instrumentation ("P" style only)

3006 - Trimpot® Trimming Potentiometer

Electrical Characteristics

Standard Resistance Range10 to 5 megohms
(see standard resistance table)
Resistance Tolerance±10% std.
(tighter tolerance available)
Absolute Minimum Resistance1.0% or 2 ohms max.
(whichever is greater)
Contact Resistance Variation1.0% or 1 ohm max.
(whichever is greater)
Adjustability
Voltage±0.01%
Resistance±0.05%
ResolutionInfinite
Insulation Resistance500 vdc.
1,000 megohms min.

Dielectric Strength
Sea Level1,000 vac
80,000 Feet250 vac
Adjustment Angle15 turns nom.

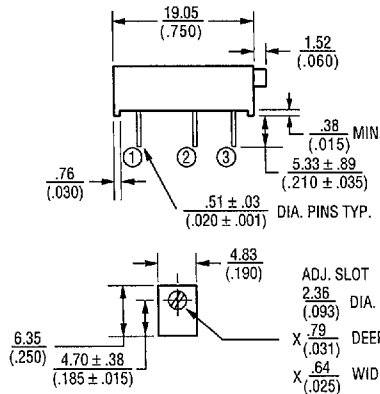
Environmental Characteristics

Power Rating (400 volts max.)
70°C0.75 watt
125°C0 watt
Temperature Range-55°C to +125°C
Temperature Coefficient±100ppm/°C
Seal Test85°C Fluorinert*
HumidityMIL-STD-202 Method 103
96 hours
(3% ΔTR, 20 Megohms IR)
Vibration20G (2% ΔTR; 2% ΔVR)
Shock50G (2% ΔTR; 2% ΔVR)
Load Life1,000 hours 0.75 watt 70°C
(4% ΔTR)
Rotational Life200 cycles
(3% ΔTR; 1% or 1 ohm, whichever is greater, CRV)

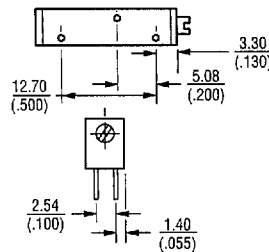
Physical Characteristics

Torque5.0 oz-in. max.
Mechanical StopsWiper idles
TerminalsSolderable pins
Weight0.04 oz.
MarkingManufacturer's trademark, resistance code, terminal numbers, date code, manufacturer's model number and style
Wiper Positioning50% nominal
FlammabilityU.L. 94V-0
Standard Packaging25 pcs. per tube
Adjustment ToolH-90

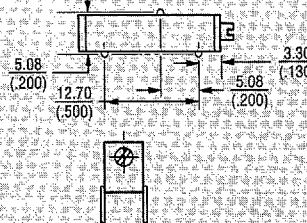
Common Dimensions



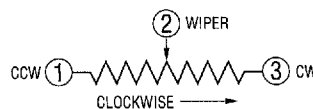
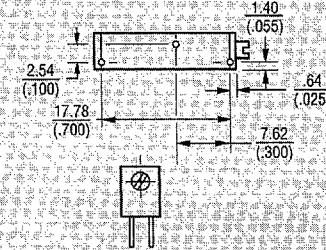
3006P



3006W



3006Y



How To Order

3006 P - 1 - 103 Z

Model _____
Style _____
Standard or Modified _____
Product Indicator
-1 = Standard Product
-7 = Transparent Housing
Resistance Code _____
Optional Suffix Letter
Z = Panel Mount
(Factory Installed)
Consult factory for other available options.

Standard Resistance Table

Resistance (Ohms)	Resistance Code
10	100
20	200
50	500
100	101
200	201
500	501
1,000	102
2,000	202
5,000	502
10,000	103
20,000	203
25,000	253
50,000	503
100,000	104
200,000	204
250,000	254
500,000	504
1,000,000	105
2,000,000	205

Popular values listed in boldface. Special resistances available.

SHADED AREAS TYPICALLY NOT STOCKED BY DISTRIBUTORS AND NOT RECOMMENDED FOR NEW DESIGNS.

*"FLUORINERT" IS A REGISTERED TRADEMARK OF 3M CO.

TOLERANCES: ± 0.25 (.010) EXCEPT WHERE NOTED

DIMENSIONS ARE: METRIC (INCHES)