

## Features

- Formerly *JW.Miller* model
- Current rating up to 920 mA
- Inductance range: 1.0  $\mu$ H to 1,000  $\mu$ H
- RoHS compliant\*

## Applications

- DC/DC converters
- Power supplies
- General use

# 77F Series Conformal Coated RF Choke

### Electrical Specifications (@ 25 °C)

Bourns Part No.	Inductance		Q Min.	Test Frequency (MHz)	SRF (MHz) Min.	DCR ( $\Omega$ ) Max.	Idc (mA)
	( $\mu$ H)	Tol. (%)					
77F1R0K-RC	1.0	$\pm 10$	45	25.2	157	0.17	920
77F1R2K-RC	1.2	$\pm 10$	50	7.96	144	0.18	880
77F1R5K-RC	1.5	$\pm 10$	50	7.96	131	0.20	830
77F1R8K-RC	1.8	$\pm 10$	55	7.96	121	0.22	790
77F2R2K-RC	2.2	$\pm 10$	55	7.96	110	0.24	750
77F2R7K-RC	2.7	$\pm 10$	60	7.96	100	0.25	720
77F3R3K-RC	3.3	$\pm 10$	65	7.96	94	0.30	670
77F3R9K-RC	3.9	$\pm 10$	65	7.96	86	0.35	640
77F4R7K-RC	4.7	$\pm 10$	70	7.96	80	0.40	620
77F5R6K-RC	5.6	$\pm 10$	70	7.96	74	0.45	590
77F5R8K-RC	6.8	$\pm 10$	75	7.96	68	0.50	550
77F8R2K-RC	8.2	$\pm 10$	80	7.96	53	0.52	530
77F100K-RC	10	$\pm 10$	85	7.96	45	0.65	500
77F120K-RC	12	$\pm 10$	75	2.52	34	0.70	480
77F150K-RC	15	$\pm 10$	70	2.52	20	0.75	460
77F180K-RC	18	$\pm 10$	65	2.52	14	0.80	430
77F220K-RC	22	$\pm 10$	60	2.52	9.9	0.90	410
77F270K-RC	27	$\pm 10$	55	2.52	7.6	1.00	390
77F330J-RC	33	$\pm 5$	55	2.52	6.3	1.10	370
77F390J-RC	39	$\pm 5$	50	2.52	6.3	1.20	350
77F470J-RC	47	$\pm 5$	45	2.52	6.3	1.30	340
77F560J-RC	56	$\pm 5$	40	2.52	6.2	1.50	320
77F680J-RC	68	$\pm 5$	40	2.52	5.7	1.80	305
77F820J-RC	82	$\pm 5$	35	2.52	5.3	2.00	290
77F101J-RC	100	$\pm 5$	30	0.796	4.8	2.50	275
77F121J-RC	120	$\pm 5$	70	0.796	3.8	3.0	185
77F151J-RC	150	$\pm 5$	70	0.796	3.5	4.0	175
77F181J-RC	180	$\pm 5$	70	0.796	3.3	4.5	165
77F221J-RC	220	$\pm 5$	70	0.796	3.0	5.0	155
77F271J-RC	270	$\pm 5$	65	0.796	2.8	6.0	145
77F331J-RC	330	$\pm 5$	65	0.796	2.6	6.5	137
77F391J-RC	390	$\pm 5$	65	0.796	2.4	7.5	133
77F471J-RC	470	$\pm 5$	60	0.796	2.25	8.5	126
77F561J-RC	560	$\pm 5$	60	0.796	2.10	9.5	120
77F681J-RC	680	$\pm 5$	55	0.796	1.95	12.0	113
77F821J-RC	820	$\pm 5$	55	0.796	1.85	14.0	105
77F102J-RC	1000	$\pm 5$	50	0.796	1.40	20.0	100

### General Specifications

Temperature Rise ..... 35 °C at Idc  
 Operating Temperature ..... -55 °C to +105 °C  
 Storage Temperature ..... -55 °C to +105 °C  
 Dielectric Strength..... 500 Vrms

### Materials

Core..... Ferrite  
 Wire ..... Polyester copper  
 Terminal Coating..... Sn-Ag-Cu alloy  
 Coating..... Epoxy resin  
 Packaging..... 5000 pcs. per 14-inch reel

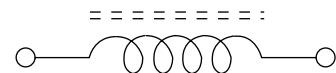
### How to Order

**77F 151J - TR - RC**

Model \_\_\_\_\_  
 Value Code \_\_\_\_\_  
 (See table)  
 Packaging Code \_\_\_\_\_  
 TR = 5000 pcs./14-inch reel  
 Compliance Code \_\_\_\_\_  
 RC = RoHS compliant\*

Example:  
 77F102J-TR-RC = 1000  $\mu$ H packaged  
 5000 pcs./14-inch reel.

### Electrical Schematic

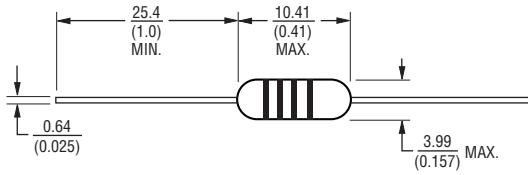


\*RoHS Directive 2002/95/EC Jan 27, 2003 including Annex.  
 Specifications are subject to change without notice.  
 Customers should verify actual device performance in their specific applications.

# 77F Series Conformal Coated RF Choke

**BOURNS®**

## Product Dimensions

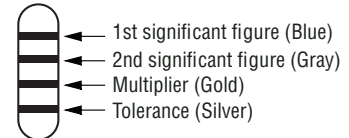


DIMENSIONS:  $\frac{\text{MM}}{\text{(INCHES)}}$

## Typical Part Marking - EIA Color Code

Color	1st & 2nd Significant Figure	Multiplier	Tolerance
Silver		0.01	±10 %
Gold		0.1	±5 %
Black	0	1	
Brown	1	10	
Red	2	100	
Orange	3	1000	
Yellow	4		
Green	5		
Blue	6		
Violet	7		
Gray	8		
White	9		

Example for 6.8  $\mu\text{H}$ , ±10 %



Example for 270  $\mu\text{H}$ , ±5 %

