

THE INFORMATION CONTAINED HEREIN IS CONSIDERED "PROPRIETARY" TO BEL FUSE INC. AND SHALL NOT BE COPIED, REPRODUCED OR DISCLOSED WITHOUT THE WRITTEN APPROVAL OF BEL FUSE INC.



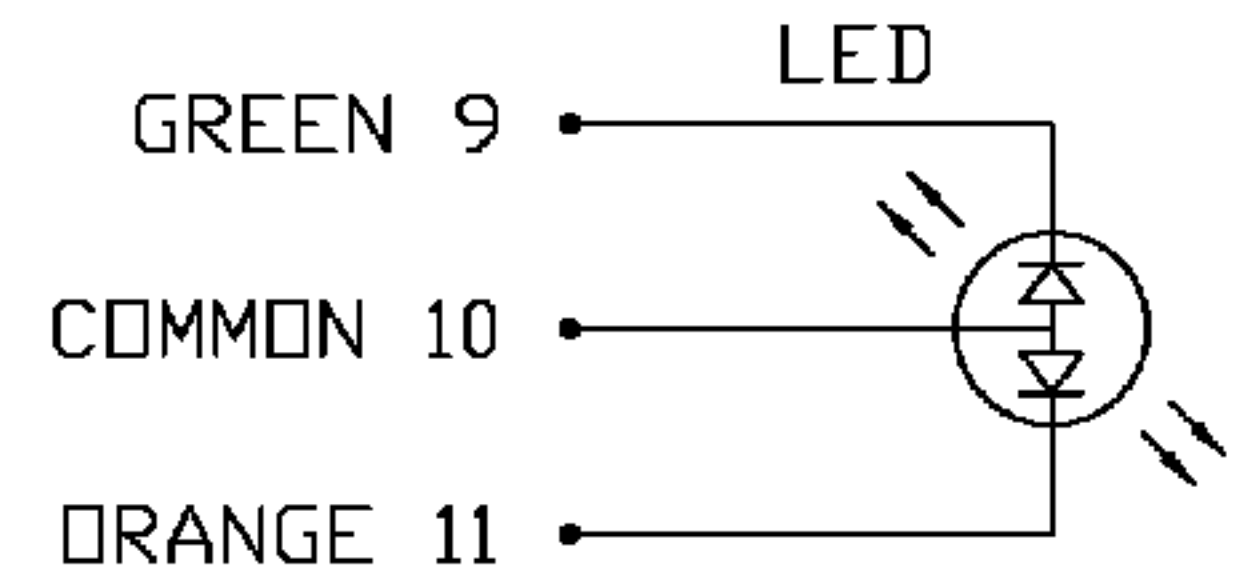
LED POLARITY			
PIN 9	PIN 10	PIN 11	COLOR
-	+	/	GREEN
/	+	-	ORANGE

ELECTRICAL CHARACTERISTICS @ 25°C

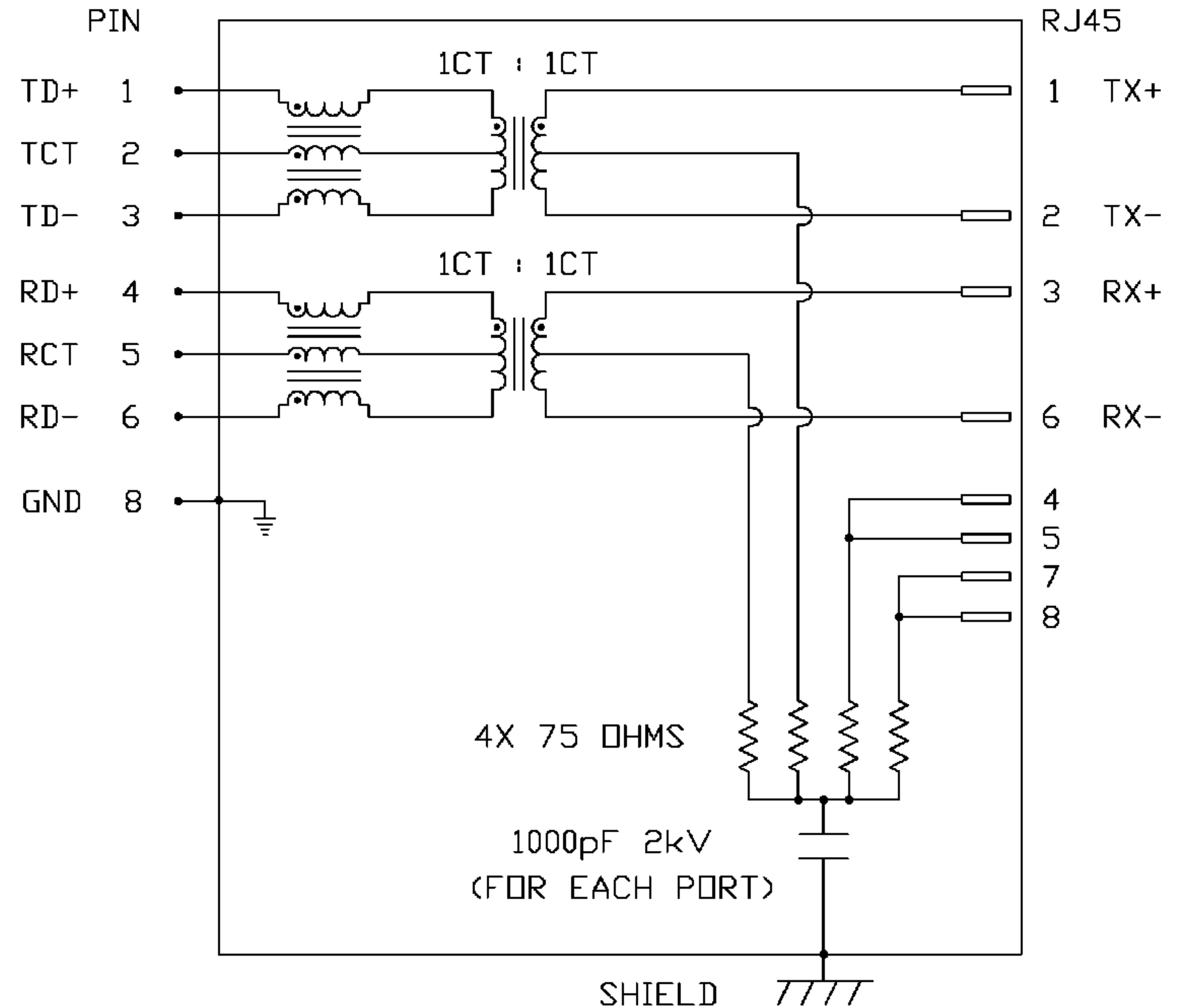
URNS RATIO	1CT : 1CT ±3%
DCI @ 0.1V, 100KHz 8mA DC BIAS	350µH MIN.
INSERTION LOSS 100KHz TO 100MHz	-1.1 dB MAX
RETURN LOSS (MIN) @ 100OHMS ±15% 1MHz-30MHz	-18 dB
60MHz-80MHz	-12 dB
XTALK 100KHz TO 100MHz	-35 dB MIN.
HIPOT (Isolation Voltage):	1500 Vrms or 2250VDC
OPERATING TEMPERATURE:	-40 TO +85°C

LED

VF (FORWARD VOLTAGE)	IF=20mA	YELLOW	GREEN	2.2V TYP.
		AMBER		2.1V TYP.
λD (DOMINANT WAVELENGTH)	IF=20mA	YELLOW	GREEN	570nm TYP.
		AMBER		607nm TYP.



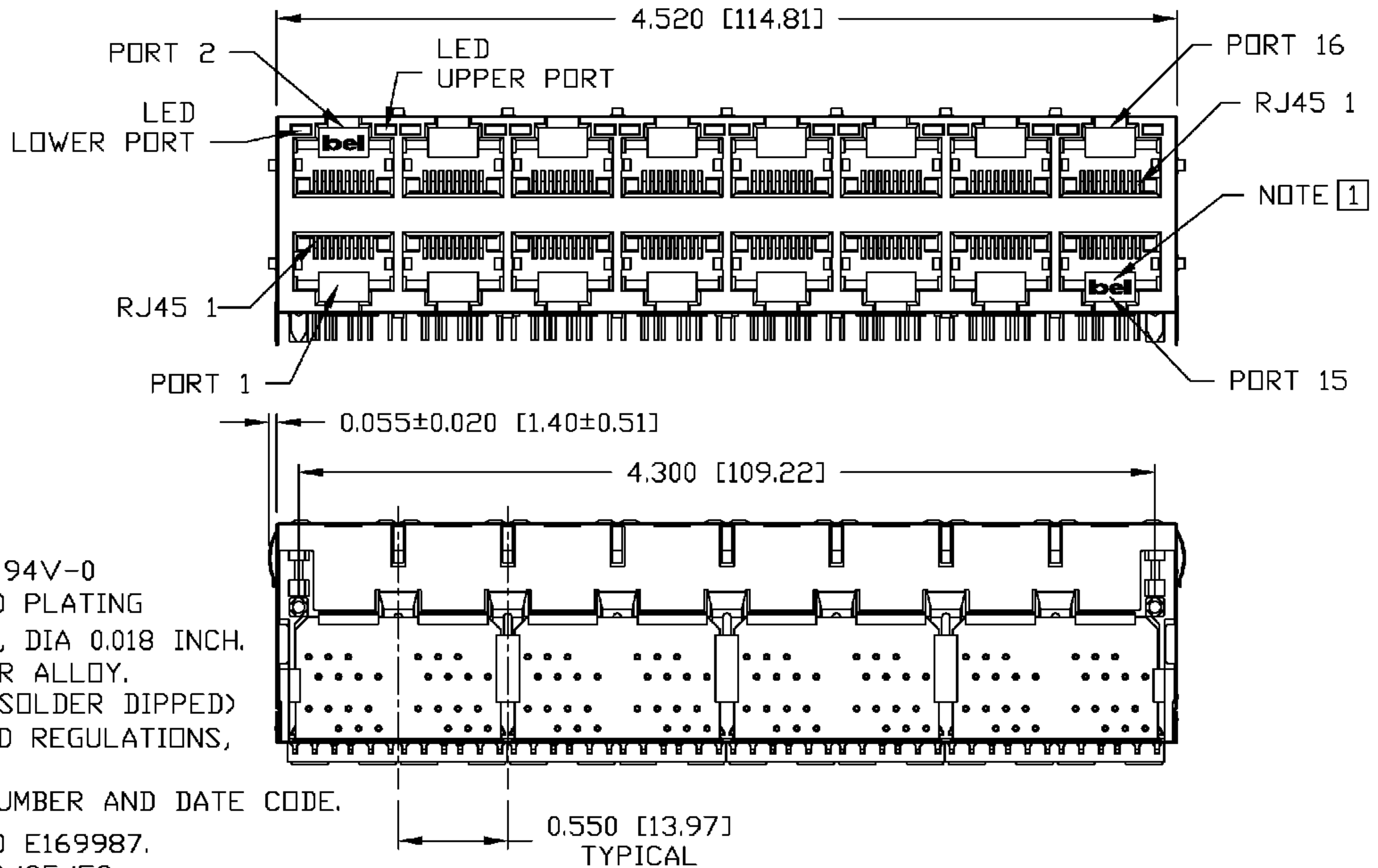
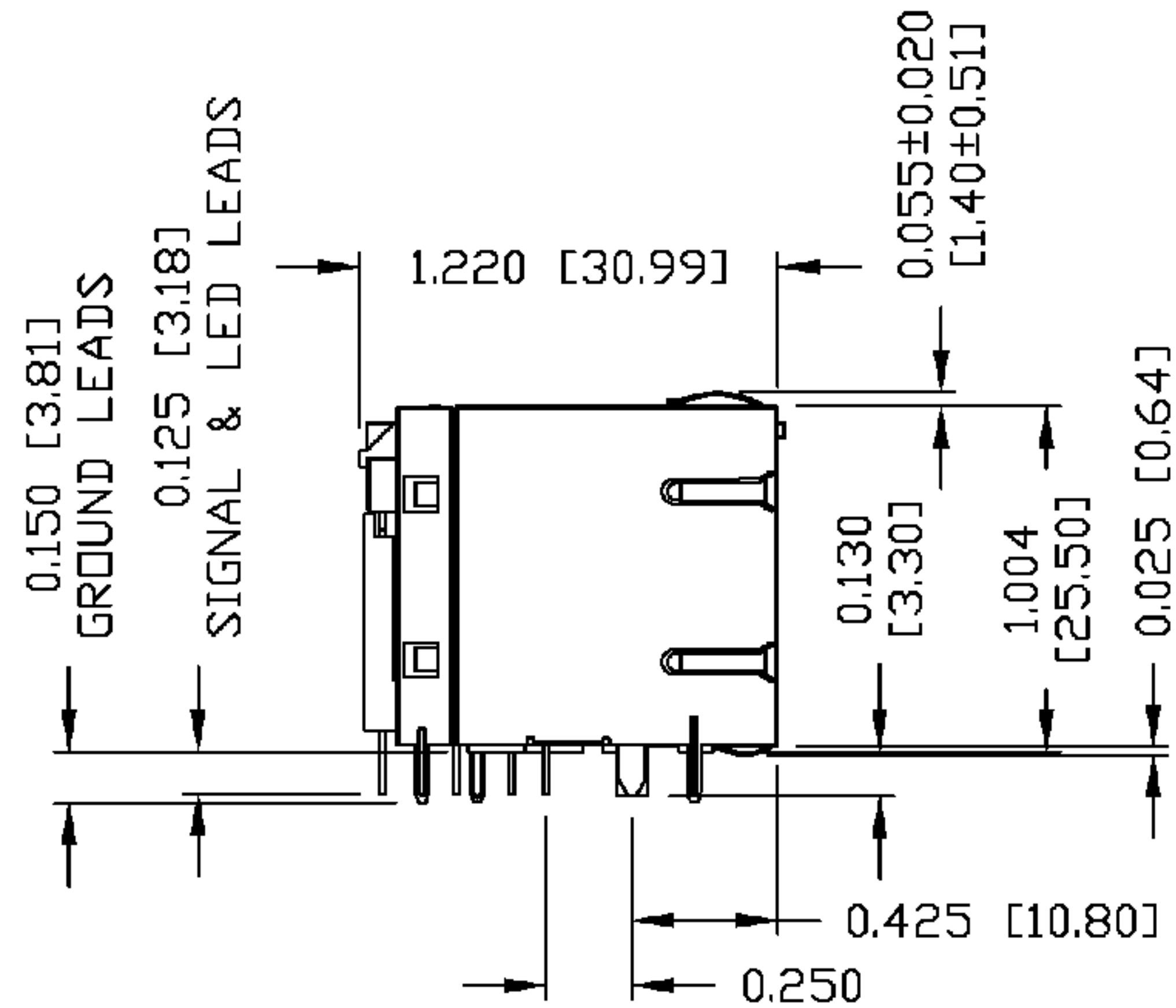
SCHEMATIC



ORIGINATED BY CHUNG	DATE 10-26-06	TITLE 2X8 MagJack® 0810-2H8R-N9-F	PART NO. / DRAWING NO. 08102H8RN9-F	STANDARD DIM. TOL. IN INCH		[] METRIC DIM. AS REFERENCE		bel COMPONENTS FOR A CONNECTED PLANET
	DRAWN BY DE			DATE 10-26-06	FILE NAME 08102H8RN9-F.B.DWG	.X .XX .XXX	UNIT : INCH [mm] SCALE : N/A	

THE INFORMATION CONTAINED HEREIN IS CONSIDERED "PROPRIETARY" TO BEL FUSE INC. AND SHALL NOT BE COPIED, REPRODUCED OR DISCLOSED WITHOUT THE WRITTEN APPROVAL OF BEL FUSE INC.

RoHS
2002/95/EC



NOTES:

- PLASTIC HOUSING: THERMOPLASTIC PBT
FLAMMABILITY RATING UL 94V-0
- CONTACT PLATING: 50 MICRO-INCH HARD GOLD PLATING
- OUTPUT PINS: TIN-COATED COPPER WIRE, DIA 0.018 INCH.
- METAL SHIELD: NICKEL PLATED ON COPPER ALLOY.
(ALL GROUND LEADS ARE SOLDER DIPPED)

1. JACK CAVITY CONFORMS TO FCC RULES AND REGULATIONS, PART 68 SUBPART F.
2. MARK PART WITH MFG LOGO, NAME, PART NUMBER AND DATE CODE.

- UL RECOGNIZED - FILE #E196366 AND E169987.
- 3. RoHS COMPLIANCE, PER EU DIRECTIVE 2002/95/EC.

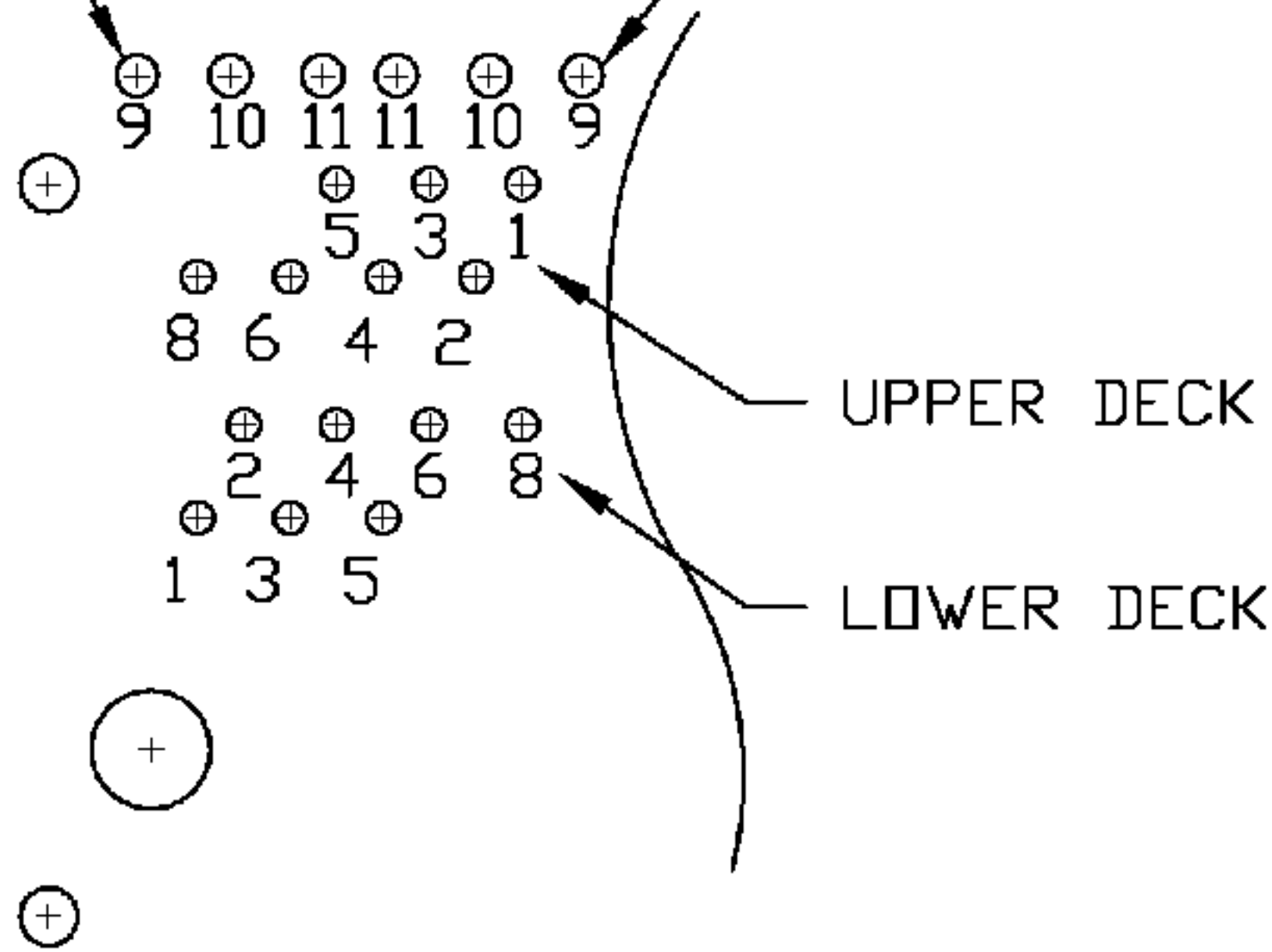
ORIGINATED BY CHRIS/BILL	DATE 10-26-06	TITLE 2X8 MagJack®	PART NO. / DRAWING NO. 08102H8RN9-F	STANDARD DIM. TOL. IN INCH	[] METRIC DIM. AS REFERENCE	 COMPONENTS FOR A CONNECTED PLANET
DRAWN BY TING	DATE 10-26-06	0810-2H8R-N9-F	FILE NAME 08102H8RN9-F.B.DWG	.X	UNIT : INCH [mm]	
				.XX	SCALE : N/A	
				.XXX ±0.010	REV. : B SIZE : A4 PAGE : 3	

THE INFORMATION CONTAINED HEREIN IS CONSIDERED "PROPRIETARY" TO BEL FUSE INC. AND SHALL NOT BE COPIED, REPRODUCED OR DISCLOSED WITHOUT THE WRITTEN APPROVAL OF BEL FUSE INC.



LED PIN 1
LOWER DECK

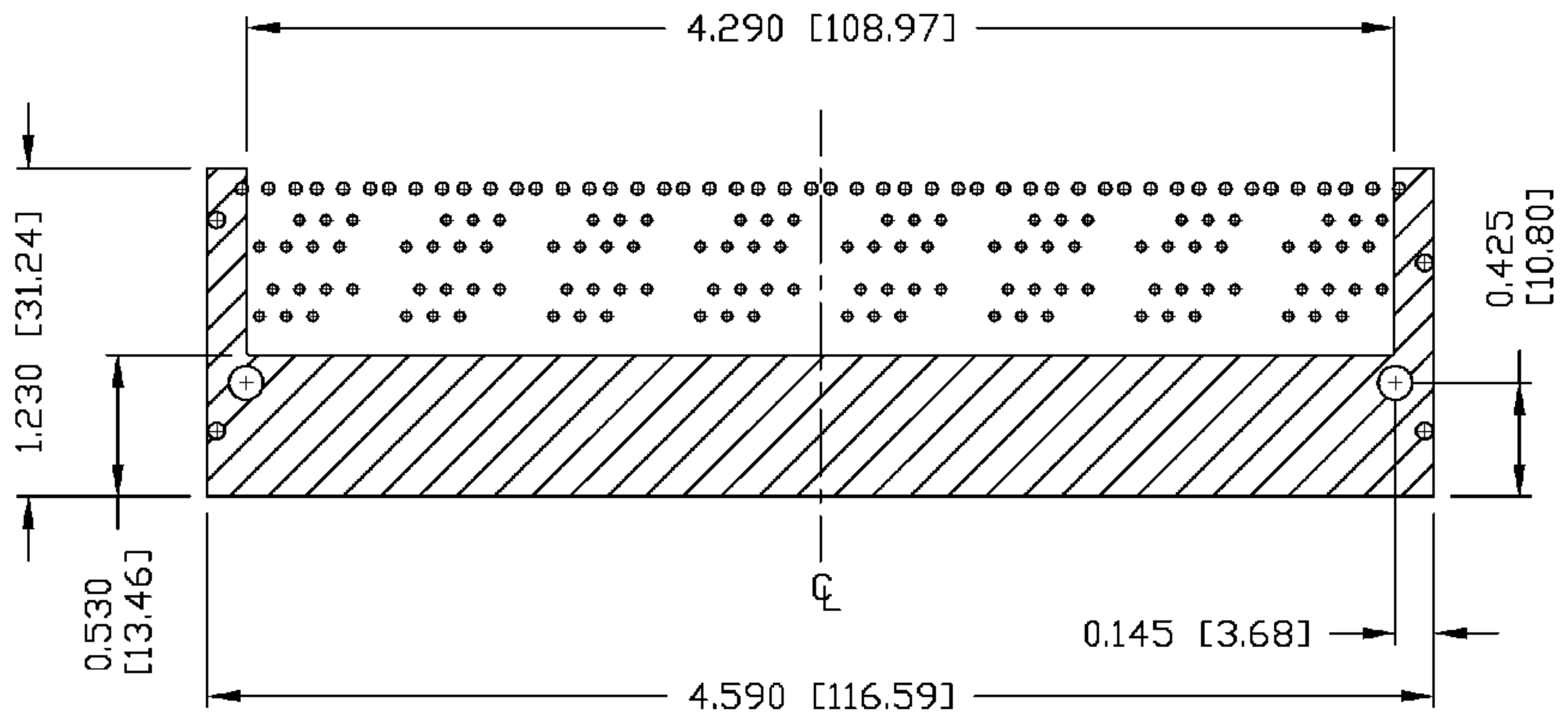
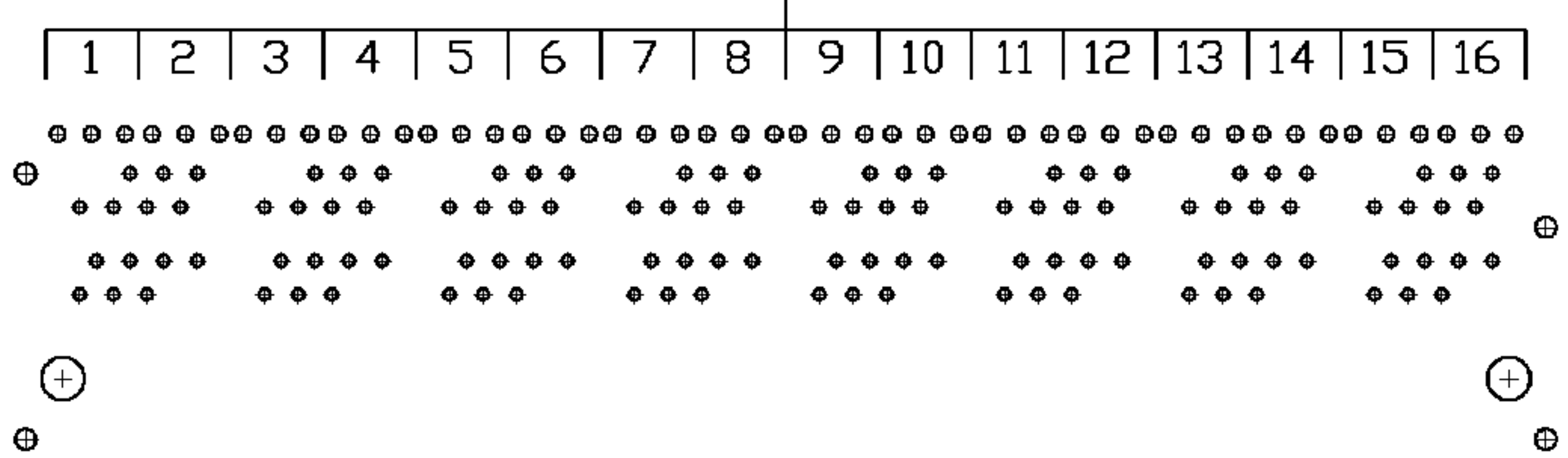
LED PIN 1
UPPER DECK



PIN-OUT INFORMATION
(COMPONENT SIDE VIEW)

11	ORANGE LED
10	COMMON LED
9	GREEN LED
8	GND
7	NO PIN
6	RD-
5	RCT
4	RD+
3	TD-
2	TCT
1	TD+

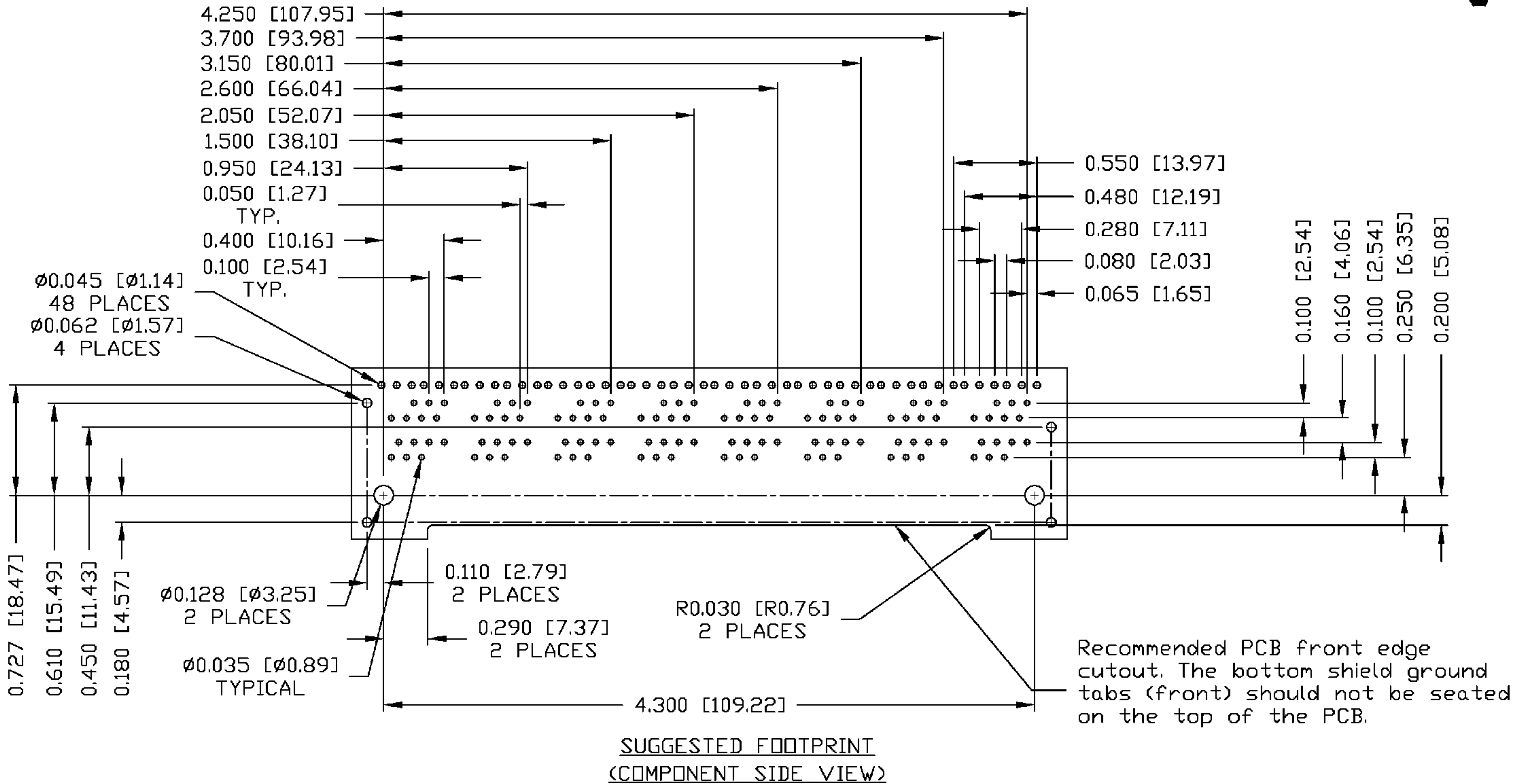
PORT ASSIGNMENT
(COMPONENT SIDE VIEW)



THE SHADED AREA ON THE CUSTOMER BOARD ARE RECOMMENDED TO BE CLEAR OFF ANY VIA HOLE OR COMPONENT PAD.

ORIGINATED BY CHRIS/BILL	DATE 10-26-06	TITLE 2X8 MagJack® 0810-2H8R-N9-F	PART NO. / DRAWING NO. 08102H8RN9-F	STANDARD DIM.		[] METRIC DIM. AS REFERENCE		 COMPONENTS OR A CONNECTED PLANET
					TOL. IN INCH	UNIT : INCH [mm]	REV. : B	
DRAWN BY TING	DATE 10-26-06		FILE NAME 08102H8RN9-F.B.DWG	.X		SCALE : N/A	SIZE : A4	
				.XX			PAGE : 4	

THE INFORMATION CONTAINED HEREIN IS CONSIDERED "PROPRIETARY" TO BEL FUSE INC. AND SHALL NOT BE COPIED, REPRODUCED OR DISCLOSED WITHOUT THE WRITTEN APPROVAL OF BEL FUSE INC.

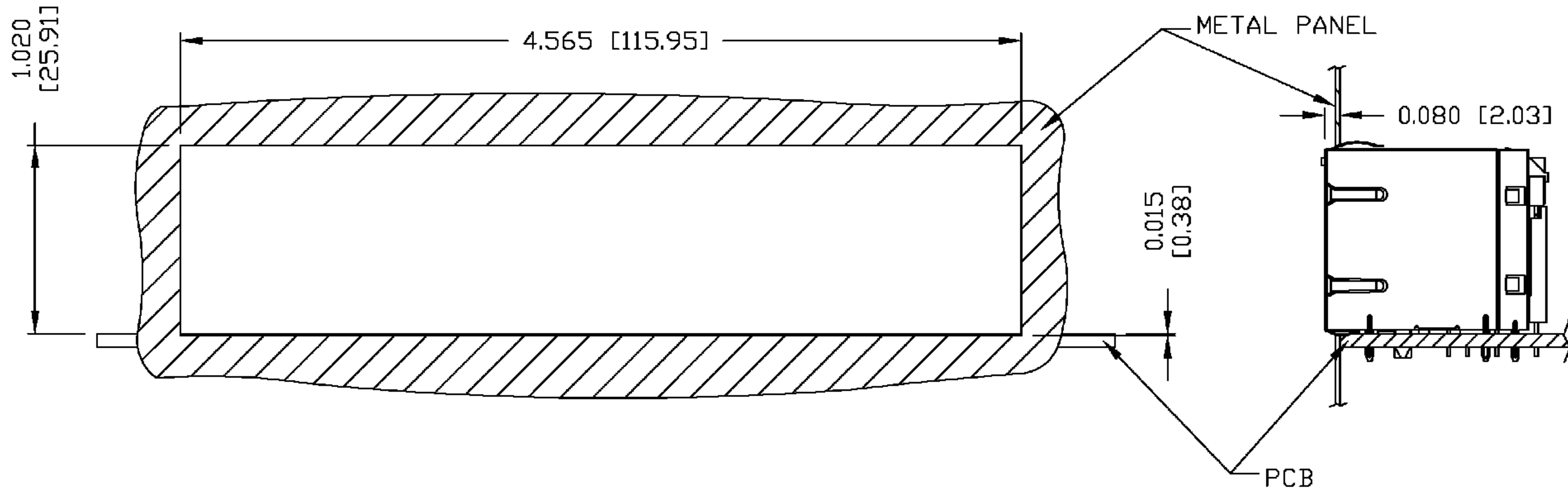


ORIGINATED BY CHRIS/BILL	DATE 10-26-06	TITLE 2X8 MagJack® 0810-2H8R-N9-F	PART NO. / DRAWING NO. 08102H8RN9-F		STANDARD DIM. TOL. IN INCH		[] METRIC DIM. AS REFERENCE		 COMPONENTS FOR A CONNECTED PLANET
	DRAWN BY TING		DATE 10-26-06	FILE NAME 08102H8RN9-FB.DWG	.X		UNIT : INCH [mm]	REV. : B	
				.XX		SCALE : N/A	SIZE : A4		
				.XXX	±0.004		PAGE : 5		

THE INFORMATION CONTAINED HEREIN IS CONSIDERED "PROPRIETARY" TO BEL FUSE INC. AND SHALL NOT BE COPIED, REPRODUCED OR DISCLOSED WITHOUT THE WRITTEN APPROVAL OF BEL FUSE INC.



SUGGESTED PANEL OPENING



NOTES:

THE DISTANCE OF PANEL INSIDE SURFACE RELATIVE TO FRONT SURFACE OF PART IS ONLY A SUGGESTION. IN CASE THIS DISTANCE IS DIFFERENT, THE REQUIRED PANEL OPENING DIMENSIONS CHANGE ACCORDINGLY.

PACKING INFORMATION

PACKING TRAY : 0200-9999-B2 (TOP)
0200-9999-B3 (BOTTOM)

PACKING QUANTITY : 10 PCS FINISHED GOODS PER TRAY
7 TRAYS (70 PCS FINISHED GOODS) PER CARTON BOX

NOTE : CARDBOARDS ARE PLACED BETWEEN LAYERS OF PACKING TRAY INSIDE CARTON BOX
(INCLUDE THE UPPERMOST AND LOWERMOST TRAY)

ORIGINATED BY CHRIS/BILL	DATE 10-26-06	TITLE 2X8 MagJack® 0810-2H8R-N9-F	PART NO. / DRAWING NO. 08102H8RN9-F	STANDARD DIM. TOL. IN INCH	[] METRIC DIM. AS REFERENCE	
	DRAWN BY TING		DATE 10-26-06	FILE NAME 08102H8RN9-FB.DWG	.X .XX .XXX	UNIT : INCH [mm]
				±0.004	SCALE : N/A	SIZE : A4
						PAGE : 6

