

# Radial Leads/SkyCap®/SL Series



## GENERAL INFORMATION

**AVX SL Series**

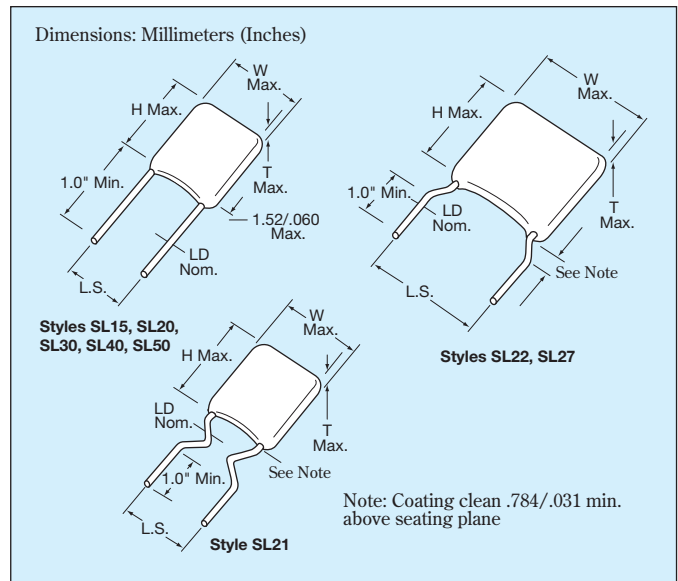
**Conformally Coated Radial Ledged MLC**

**Temperature Coefficients:** C0G (NP0), X7R, Z5U

**200, 100, 50 Volts (300V, 400V & 500V also available)**

**Case Material:** Epoxy

**Lead Material:** Solderable Sn/Pb



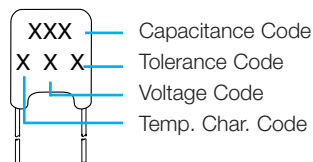
## HOW TO ORDER

SL21	5	E	104	M	A	B	TR1
<b>AVX Style</b>	<b>Voltage</b>	<b>Temperature Coefficient</b>	<b>Capacitance</b>	<b>Capacitance Tolerance</b>	<b>Failure Rate</b>	<b>Leads</b>	<b>Packaging</b>
SL15 SL20 SL21 SL22 SL27 SL30 SL40 SL50	5 = 50V 1 = 100V 2 = 200V 9 = 300V 8 = 400V 7 = 500V	A = C0G (NP0) C = X7R E = Z5U	First two digits are the significant figures of capacitance. Third digit indicates the additional number of zeros. For example, order 100,000 pF as 104. (For values below 10pF use "R" in place of decimal point, e.g., 1R4 = 1.4pF.)	C0G (NP0): C = ±.25pF D = ±.5pF F = ±1% (>50pF only) G = ±2% (>25pF only) J = ±5% K = ±10%	X7R: J = ±5% K = ±10% M = ±20%  Z5U: M = ±20% Z = +80% -20%	A = Not Applicable  B = Leads Sn/Pb (Tin lead product)	Blank = Bulk Packaging T = Trimmed Leads .230"±.030" Bulk packaging TR1 = Tape and Reel Packaging AP1 = Ammopack Packaging  See packaging specification page 33-34.

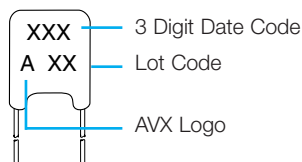
**Not RoHS Compliant**

## MARKING

**FRONT**



**BACK**



## PACKAGING REQUIREMENTS

	Quantity per Bag
SL15, 20, 21, 22, 27, 30	1000 Pieces
SL40, 50	500 Pieces

Note: SL15, SL20, SL21, SL30, and SL40 available on tape and reel per EIA specifications RS-468. See Pages 33 and 34.

# Radial Leads/SkyCap®/SL Series



## C0G (NP0) Dielectric

### SIZE AND CAPACITANCE SPECIFICATIONS

EIA Characteristic

Dimensions: Millimeters (Inches)

AVX Style	SL15	SL20	SL21	SL22	SL27	SL30	SL40	SL50											
AVX "Insertable"	SL07	SL29	SL59	N/A	N/A	SL65	SL75	N/A											
<b>Width (W)</b>	3.81 (.150)	5.08 (.200)	5.08 (.200)	5.08 (.200)	6.604 (.260)	7.62 (.300)	10.16 (.400)	12.70 (.500)											
<b>Height (H)</b>	3.81 (.150)	5.08 (.200)	5.08 (.200)	5.08 (.200)	6.35 (.250)	7.62 (.300)	10.16 (.400)	12.70 (.500)											
<b>Thickness (T)</b>	2.54 (.100)	3.175 (.125)	3.175 (.125)	3.175 (.125)	4.06 (.160)	3.81 (.150)	3.81 (.150)	5.08 (.200)											
<b>Lead Spacing (L.S.)</b>	2.54 (.100)	2.54 (.100)	5.08 (.200)	6.35 (.250)	7.62 (.300)	5.08 (.200)	5.08 (.200)	10.16 (.400)											
<b>Lead Diameter (L.D.)</b>	.508 (.020)	.508 (.020)	.508 (.020)	.508 (.020)	.508 (.020)	.508 (.020)	.508 (.020)	.635 (.025)											
<b>Cap. in.* Industry Preferred pF</b>	<b>WVDC</b>		<b>WVDC</b>			<b>WVDC</b>			<b>WVDC</b>		<b>WVDC</b>		<b>WVDC</b>		<b>WVDC</b>		<b>WVDC</b>		
<b>Values in Blue</b>	200	100	50	200	100	50	200	100	50	200	100	50	100	50	100	50	100	50	
1.0-9.9 <b>10</b> 15	SL151A1R0DAB <b>SL151A100KAB</b> SL.....A150KAB																		
22 33 39	SL.....A220KAB SL.....A330KAB SL.....A390KAB																		
47 68 <b>100</b>	SL.....A470KAB SL.....A680KAB <b>SL151A101KAB</b>																		
150 220 330	SL.....A151KAB SL.....A221KAB SL.....A331KAB																		
390 470 680	SL.....A391KAB SL.....A471KAB SL.....A681KAB																		
<b>1000</b> 1500 2200	<b>SL211A102KAB</b> SL.....A152KAB SL.....A222KAB																		
3900 4700 6800	SL.....A392KAB SL.....A472KAB SL.....A682KAB																		
8200 <b>10,000</b> 15,000	SL.....A822KAB <b>SL305A103KAB</b> SL.....A153KAB																		
22,000 33,000 39,000	SL.....A223KAB SL.....A333KAB SL.....A393KAB																		
47,000 68,000 100,000	SL.....A473KAB SL.....A683KAB SL.....A104KAB																		

For other styles, voltages, tolerances and lead lengths see Part No. Codes or contact factory.

\*Other capacitance values available upon special request.

 = Industry preferred values  
 = SL20 only

**NOTE:** Capacitance Ranges available for SL12 same as SL15  
 SL62 same as SL21  
 SL64 same as SL30  
 SL89 same as SL21

# Radial Leads/SkyCap®/SL Series



## X7R Dielectric

### SIZE AND CAPACITANCE SPECIFICATIONS

EIA Characteristic

Dimensions: Millimeters (Inches)

AVX Style	SL15	SL20	SL21	SL22	SL27	SL30	SL40	SL50										
AVX "Insertable"	SL07	SL29	SL59	N/A	N/A	SL65	SL75	N/A										
<b>Width (W)</b>	3.81 (.150)	5.08 (.200)	5.08 (.200)	5.08 (.200)	6.604 (.260)	7.62 (.300)	10.16 (.400)	12.70 (.500)										
<b>Height (H)</b>	3.81 (.150)	5.08 (.200)	5.08 (.200)	5.08 (.200)	6.35 (.250)	7.62 (.300)	10.16 (.400)	12.70 (.500)										
<b>Thickness (T)</b>	2.54 (.100)	3.175 (.125)	3.175 (.125)	3.175 (.125)	4.06 (.160)	3.81 (.150)	3.81 (.150)	5.08 (.200)										
<b>Lead Spacing (L.S.)</b>	2.54 (.100)	2.54 (.100)	5.08 (.200)	6.35 (.250)	7.62 (.300)	5.08 (.200)	5.08 (.200)	10.16 (.400)										
<b>Lead Diameter (L.D.)</b>	.508 (.020)	.508 (.020)	.508 (.020)	.508 (.020)	.508 (.020)	.508 (.020)	.508 (.020)	.635 (.025)										
Cap. in.* Industry Preferred Values in Blue	WVDC			WVDC		WVDC		WVDC		WVDC		WVDC		WVDC		WVDC		
	200	100	50	200	100	50	200	100	50	200	100	50	200	100	50	200	100	50
470 pF SL.....C471KAB																		
<b>1000 pF SL155C102KAB</b>																		
1500 pF SL.....C152KAB																		
2200 pF SL.....C222KAB																		
3300 pF SL.....C332KAB																		
4700 pF SL.....C472KAB																		
6800 pF SL.....C682KAB																		
<b>10,000 pF SL215C103KAB</b>																		
15,000 pF SL.....C153KAB																		
22,000 pF SL.....C223KAB																		
33,000 pF SL.....C333KAB																		
47,000 pF SL.....C473KAB																		
68,000 pF SL.....C683KAB																		
<b>100,000 pF SL215C104KAB</b>																		
150,000 pF SL.....C154KAB																		
<b>220,000 pF SL215C224KAB</b>																		
330,000 pF SL.....C334KAB																		
390,000 pF SL.....C394KAB																		
<b>470,000 pF SL305C474KAB</b>																		
<b>1.0 uF SL305C105KAB</b>																		
2.2 uF SL405C225KAB																		
2.7 uF SL505C275KAB																		
4.7 uF SL505C475KAB																		
10.0 uF SL655C106KAB																		

For other styles, voltages, tolerances and lead lengths see Part No. Codes or contact factory.

- = Industry preferred values
- = Extended range
- = Extended range with 0.150" thickness maximum



# Radial Leads/SkyCap®/SL Series



## Z5U Dielectric

### SIZE AND CAPACITANCE SPECIFICATIONS

EIA Characteristic

Dimensions: Millimeters (Inches)

AVX Style	SL15	SL20	SL21	SL22	SL27	SL30	SL40	SL50
AVX "Insertable"	SL07	SL29	SL59	N/A	N/A	SL65	SL75	N/A
<b>Width (W)</b>	3.81 (.150)	5.08 (.200)	5.08 (.200)	5.08 (.200)	6.604 (.260)	7.62 (.300)	10.16 (.400)	12.70 (.500)
<b>Height (H)</b>	3.81 (.150)	5.08 (.200)	5.08 (.200)	5.08 (.200)	6.35 (.250)	7.62 (.300)	10.16 (.400)	12.70 (.500)
<b>Thickness (T)</b>	2.54 (.100)	3.175 (.125)	3.175 (.125)	3.175 (.125)	4.06 (.160)	3.81 (.150)	3.81 (.150)	5.08 (.200)
<b>Lead Spacing (L.S.)</b>	2.54 (.100)	2.54 (.100)	5.08 (.200)	6.35 (.250)	7.62 (.300)	5.08 (.200)	5.08 (.200)	10.16 (.400)
<b>Lead Diameter (L.D.)</b>	.508 (.020)	.508 (.020)	.508 (.020)	.508 (.020)	.508 (.020)	.508 (.020)	.508 (.020)	.635 (.025)
<b>Cap. in.* Industry Preferred Values in Blue</b>	<b>WVDC</b> 100 50	<b>WVDC</b> 100 50	<b>WVDC</b> 100 50	<b>WVDC</b> 100 50	<b>WVDC</b> 100 50	<b>WVDC</b> 100 50	<b>WVDC</b> 100 50	<b>WVDC</b> 100 50
<b>10,000</b> SL155E103ZAB	Industry Preferred	Industry Preferred	Industry Preferred	Industry Preferred	Industry Preferred	Industry Preferred	Industry Preferred	Industry Preferred
47,000 SL.....E473ZAB	Industry Preferred	Industry Preferred	Industry Preferred	Industry Preferred	Industry Preferred	Industry Preferred	Industry Preferred	Industry Preferred
<b>100,000</b> SL215E104ZAB	Industry Preferred	Industry Preferred	Industry Preferred	Industry Preferred	Industry Preferred	Industry Preferred	Industry Preferred	Industry Preferred
150,000 SL.....E154ZAB	Industry Preferred	Industry Preferred	Industry Preferred	Industry Preferred	Industry Preferred	Industry Preferred	Industry Preferred	Industry Preferred
<b>220,000</b> SL215E224ZAB	Industry Preferred	Industry Preferred	Industry Preferred	Industry Preferred	Industry Preferred	Industry Preferred	Industry Preferred	Industry Preferred
<b>330,000</b> SL215E334ZAB	Industry Preferred	Industry Preferred	Industry Preferred	Industry Preferred	Industry Preferred	Industry Preferred	Industry Preferred	Industry Preferred
<b>470,000</b> SL215E474ZAB	Industry Preferred	Industry Preferred	Industry Preferred	Industry Preferred	Industry Preferred	Industry Preferred	Industry Preferred	Industry Preferred
680,000 SL.....E684ZAB	Industry Preferred	Industry Preferred	Industry Preferred	Industry Preferred	Industry Preferred	Industry Preferred	Industry Preferred	Industry Preferred
<b>1.0 µF</b> SL.....105ZAB	Industry Preferred	Industry Preferred	Industry Preferred	Industry Preferred	Industry Preferred	Industry Preferred	Industry Preferred	Industry Preferred
1.5 µF SL30E155ZAB	Industry Preferred	Industry Preferred	Industry Preferred	Industry Preferred	Industry Preferred	Industry Preferred	Industry Preferred	Industry Preferred
2.2 µF SL30E225ZAB	Industry Preferred	Industry Preferred	Industry Preferred	Industry Preferred	Industry Preferred	Industry Preferred	Industry Preferred	Industry Preferred
3.3 µF SL30E335ZAB	Industry Preferred	Industry Preferred	Industry Preferred	Industry Preferred	Industry Preferred	Industry Preferred	Industry Preferred	Industry Preferred
4.7 µF SL30E475ZAB	Industry Preferred	Industry Preferred	Industry Preferred	Industry Preferred	Industry Preferred	Industry Preferred	Industry Preferred	Industry Preferred

For other styles, voltages, tolerances and lead lengths see Part No. Codes or contact factory.

\*Other capacitance values available upon special request.

- = Industry preferred values
- = SL20 only

### AVX 500 VOLT SKYCAPS\*\*

STYLE*	MAXIMUM CAPACITANCE VALUE	
	COG (NP0)	X7R
SL29	900 pF	.015 µF
SL20	1800 pF	.033 µF
SL28 SL59	900 pF	.015 µF
SL13 SL21	1800 pF	.033 µF
SL30 SL61 SL65	7200 pF	.12 µF
SL40 SL75	.015 µF	.27 µF
SL22	1800 pF	.033 µF
SL27	1800 pF	.033 µF
SL76	.015 µF	.27 µF
SL50	.036 µF	.59 µF

\*Consult pages 27 and 28 for style sizes.

\*\*Voltage rating based on DWV of 150% of rated voltage.

