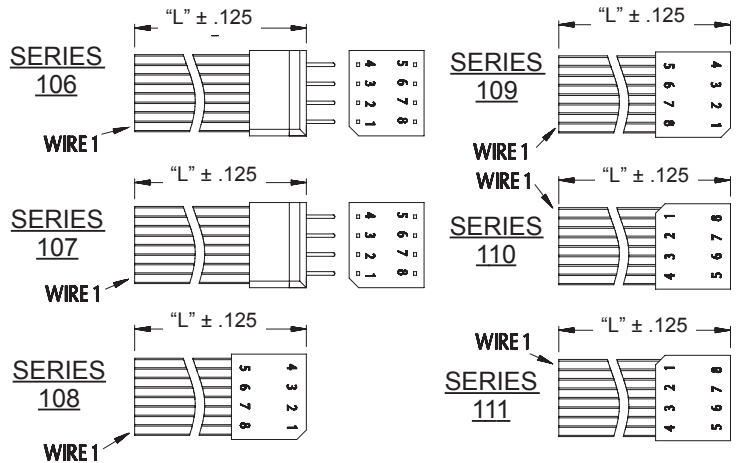
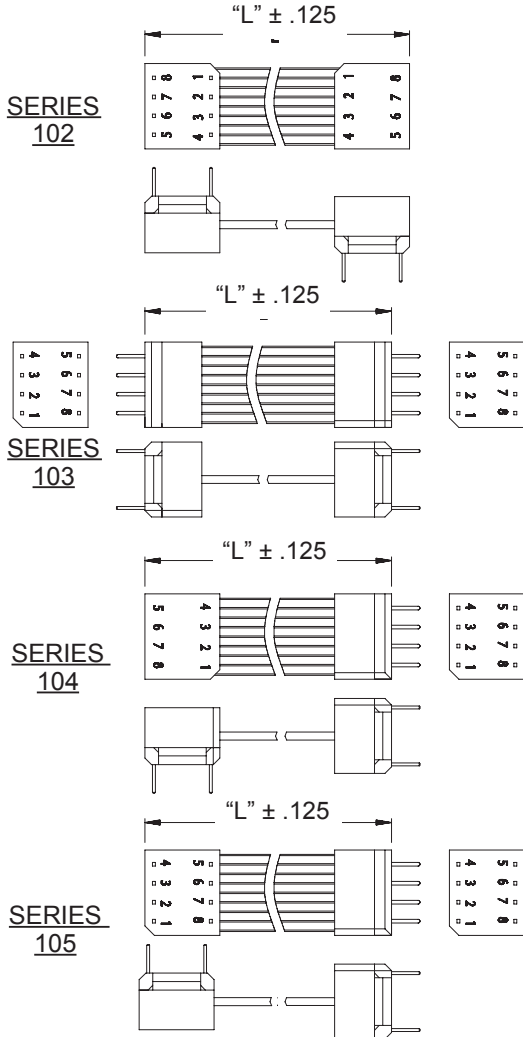




# Series 100 thru 111 DIP Jumpers (cont.)

See Data Sheet No. 11006 for other configurations and additional information.



CABLE DETAIL  
(Series 107/109/111)



"Z" = (NO. OF CONDUCTORS - 1) X .039 [.99]

### SINGLE END DIP JUMPER WIRE LIST

Series 106, 108, 110		Series 107, 109, 111	
Wire No.	Header Pin No.	Wire No.	Header Pin No.
1	1	1	1
2	8	2	2
3	2	3	3
4	7	4	4
5	3	5	5
6	6	6	6
7	4	7	7
8	5	8	8

### ORDERING INFORMATION

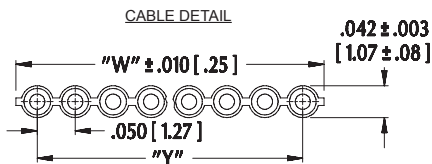
XX - XXXX - XXXXXX

No. of conductors (see table)

Cable Length in inches:  
Ex: 2" = -.002/-2.5" = -.002.5-  
min cable length = 2" [50.80mm]

Jumper series

Optional suffix:  
T= Tin plated header pins  
TL= Tin/Lead plated header pins  
TW= twisted pair cable  
ST= stripped and Tin Dipped ends (Series 106-111)  
STL= stripped and Tin/Lead Dipped ends (Series 106-111)



"W" = (NO. OF CONDUCTORS X .050 [1.27]) + .005 [.08]  
"Y" = (NO. OF CONDUCTORS - 1) X .050 [1.27]



Bristol, PA USA  
TEL: (215) 781-9956  
FAX: (215) 781-9845



11007  
REV. G