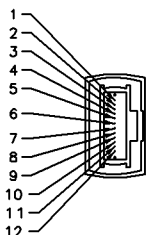
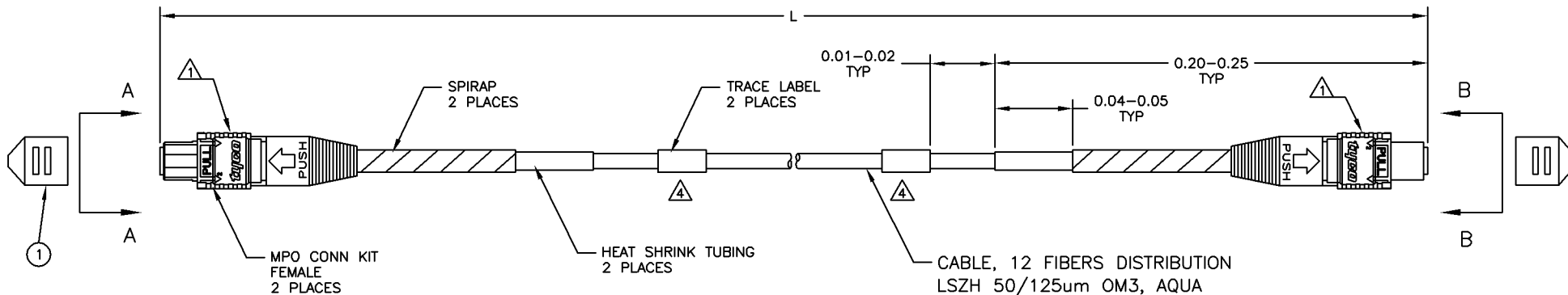


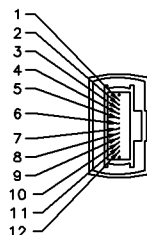
THIS DRAWING IS UNPUBLISHED. RELEASED FOR PUBLICATION  
 © COPYRIGHT BY TYCO ELECTRONICS CORPORATION. ALL RIGHTS RESERVED.

LOC	DIST	REVISIONS					
		P	LYR	DESCRIPTION	DATE	DM	APD
HG	-	E		ECO-09-015847	07JUL09	SBY	RZ



FIBER #	COLOR
1	BLUE
2	ORANGE
3	GREEN
4	BROWN
5	SLATE
6	WHITE
7	RED
8	BLACK
9	YELLOW
10	VIOLET
11	ROSE
12	AQUA

VIEW A-A  
NOT TO SCALE



FIBER #	COLOR
1	BLUE
2	ORANGE
3	GREEN
4	BROWN
5	SLATE
6	WHITE
7	RED
8	BLACK
9	YELLOW
10	VIOLET
11	ROSE
12	AQUA

VIEW B-B  
NOT TO SCALE

MPO CONNECTOR FIBER PATH

THIS DRAWING IS A CONTROLLED DOCUMENT.		DWG: SHI BI YUN 12JUN07 CHK: KATHY HE 12JUN07 APD: RICHARD ZHAO 12JUN07	Tyco Electronics Corporation Shanghai, China
DIMENSIONS: METER 	TOLERANCES UNLESS OTHERWISE SPECIFIED: 0 PLC ± - 1 PLC ± - 2 PLC ± - 3 PLC ± - 4 PLC ± - ANGLES ± -	PRODUCT SPEC: - APPLICATION SPEC: - SIZE: A2 CAGE CODE: 00779 DRAWING NO: 1568753	NAME: MPO TO MPO TRUNK OM3 12F LSZH STRAIGHT RESTRICTED TO: - SCALE: NTS SHEET: 1 of 2 REV: E
MATERIAL: -	FINISH: -	WEIGHT: -	CUSTOMER DRAWING

THIS DRAWING IS UNPUBLISHED. RELEASED FOR PUBLICATION  
 © COPYRIGHT BY TYCO ELECTRONICS CORPORATION. ALL RIGHTS RESERVED.

LOC	DST	REVISIONS					
		P	LYR	DESCRIPTION	DATE	DRN	APD
HG	-	-	-	SEE SHEET 1	-	-	-

PART NUMBER	"L" (meter)	
	Min	Max
0-1568753-1	10.00	10.30
0-1568753-2	20.00	20.40
0-1568753-3	30.00	30.60
0-1568753-4	40.00	40.80
0-1568753-5	50.00	51.00
0-1568753-6	60.00	61.20
0-1568753-7	70.00	71.40
0-1568753-8	80.00	83.00
0-1568753-9	90.00	93.00
1-1568753-0	100.0	103.0
1-1568753-1	110.0	115.5
1-1568753-2	120.0	126.0
1-1568753-3	130.0	136.5
1-1568753-4	140.0	147.0
1-1568753-5	150.0	157.5
1-1568753-6	160.0	168.0
1-1568753-7	170.0	178.5
1-1568753-8	180.0	189.0
1-1568753-9	190.0	199.5
2-1568753-0	200.0	210.0
2-1568753-1	210.0	220.5
2-1568753-2	220.0	231.0
2-1568753-3	230.0	241.5
2-1568753-4	240.0	252.0
2-1568753-5	250.0	262.5
2-1568753-6	260.0	273.0
2-1568753-7	270.0	283.5
2-1568753-8	280.0	294.0
2-1568753-9	290.0	304.5
3-1568753-0	300.0	315.0
4-1568753-1	15.00	15.30
4-1568753-2	25.00	25.50
4-1568753-3	35.00	35.70
4-1568753-4	45.00	45.90
4-1568753-5	55.00	56.10
4-1568753-6	65.00	66.30
8-1568753-1	0.585	0.590

- 1. WHITE MARK ON CONNECTOR BODY INDICATES FIBER 1 SIDE.
- 2. LOSS OF CABLE ASSEMBLY < 0.6dB PER IEC61300-3-4 @850nm  
CPR 20-24dB PLUS CABLE ATTENUATION 3.5dB/KM
- 3. RETURN LOSS > 20dB @850nm.
- 4. ONE LABEL IS REQUIRED FOR 8-1568753-1 AND TWO LABELS FOR THE OTHER PARTS.  
PRINT THE LABEL FOR 8-1568753-1 AS SHOWN:

8-1568753-1  
 NON WORKING SAMPLE  
 MPO-MPO OM3 STRAIGHT 0.6M

PRINT THE LABEL FOR THE OTHER PARTS AS SHOWN:

  
 XXXXXXXXXXXXXXXX  
 X-1568753-X  
 MPO TO MPO TRUNK OM3 12F LSZH STRAIGHT XXM

THIS DRAWING IS A CONTROLLED DOCUMENT.		DRW: SHI BI YUN 12JUN07	Tyco Electronics Corporation Shanghai, China																			
DIMENSIONS: METER		CHK: KATHY HE 12JUN07	Tyco Electronics																			
TOLERANCES UNLESS OTHERWISE SPECIFIED:		APVD: RICHARD ZHAO 12JUN07	NAME: MPO TO MPO TRUNK OM3 12F LSZH STRAIGHT																			
<table border="1"> <tr><td>0 PLC</td><td>±</td><td>-</td></tr> <tr><td>1 PLC</td><td>±</td><td>-</td></tr> <tr><td>2 PLC</td><td>±</td><td>-</td></tr> <tr><td>3 PLC</td><td>±</td><td>-</td></tr> <tr><td>4 PLC</td><td>±</td><td>-</td></tr> <tr><td>ANGLES</td><td>±</td><td>-</td></tr> </table>		0 PLC	±	-	1 PLC	±	-	2 PLC	±	-	3 PLC	±	-	4 PLC	±	-	ANGLES	±	-	PRODUCT SPEC: -		
0 PLC	±	-																				
1 PLC	±	-																				
2 PLC	±	-																				
3 PLC	±	-																				
4 PLC	±	-																				
ANGLES	±	-																				
MATERIAL: -		APPLICATION SPEC: -																				
FINISH: -		SIZE: A2																				
		CAGE CODE: 00779		DRAWING NO: 1568753																		
		WEIGHT: -		RESTRICTED TO: -																		
		CUSTOMER DRAWING		SCALE: NTS SHEET: 2 of 2 REV: E																		

1568753