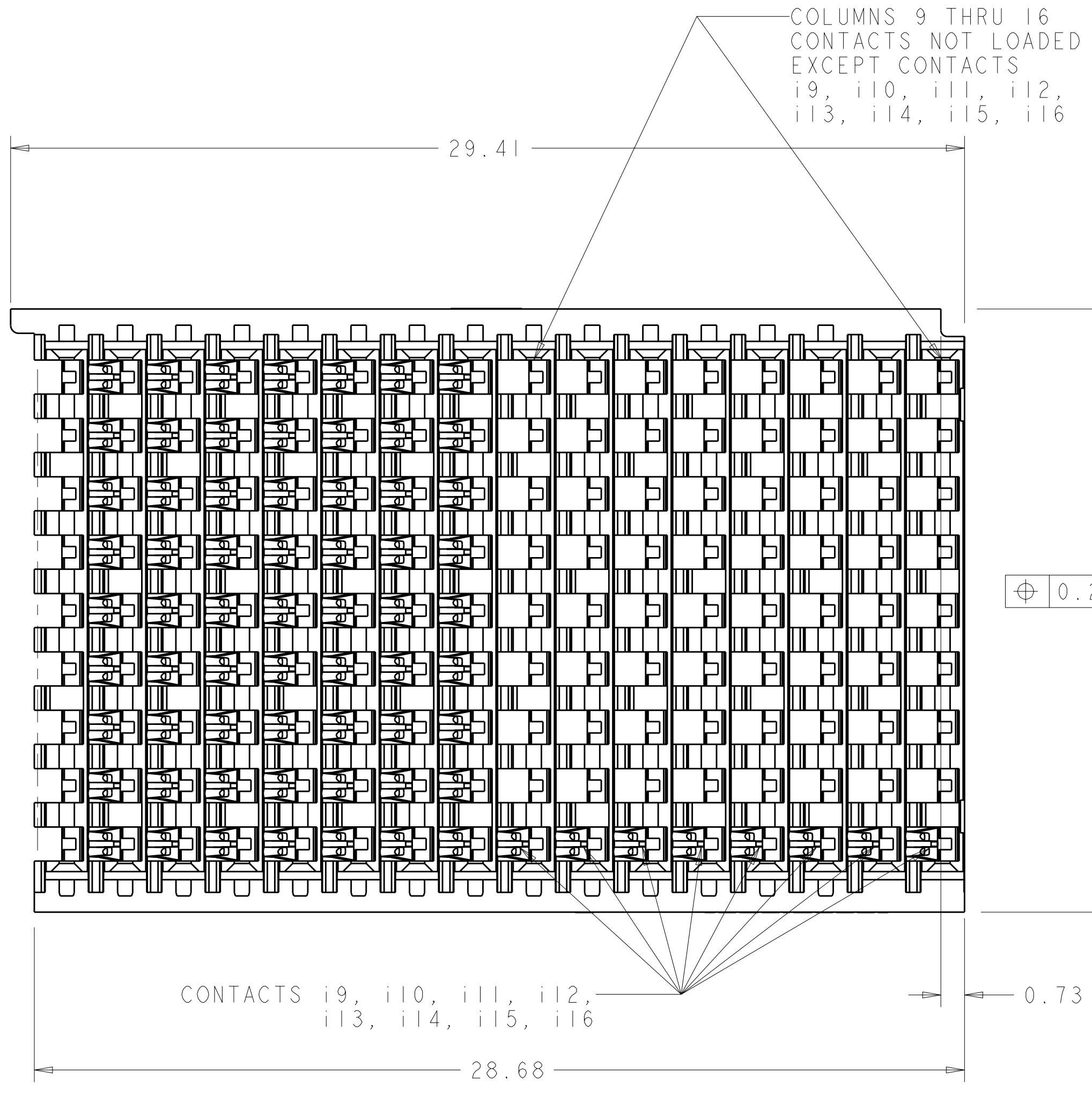
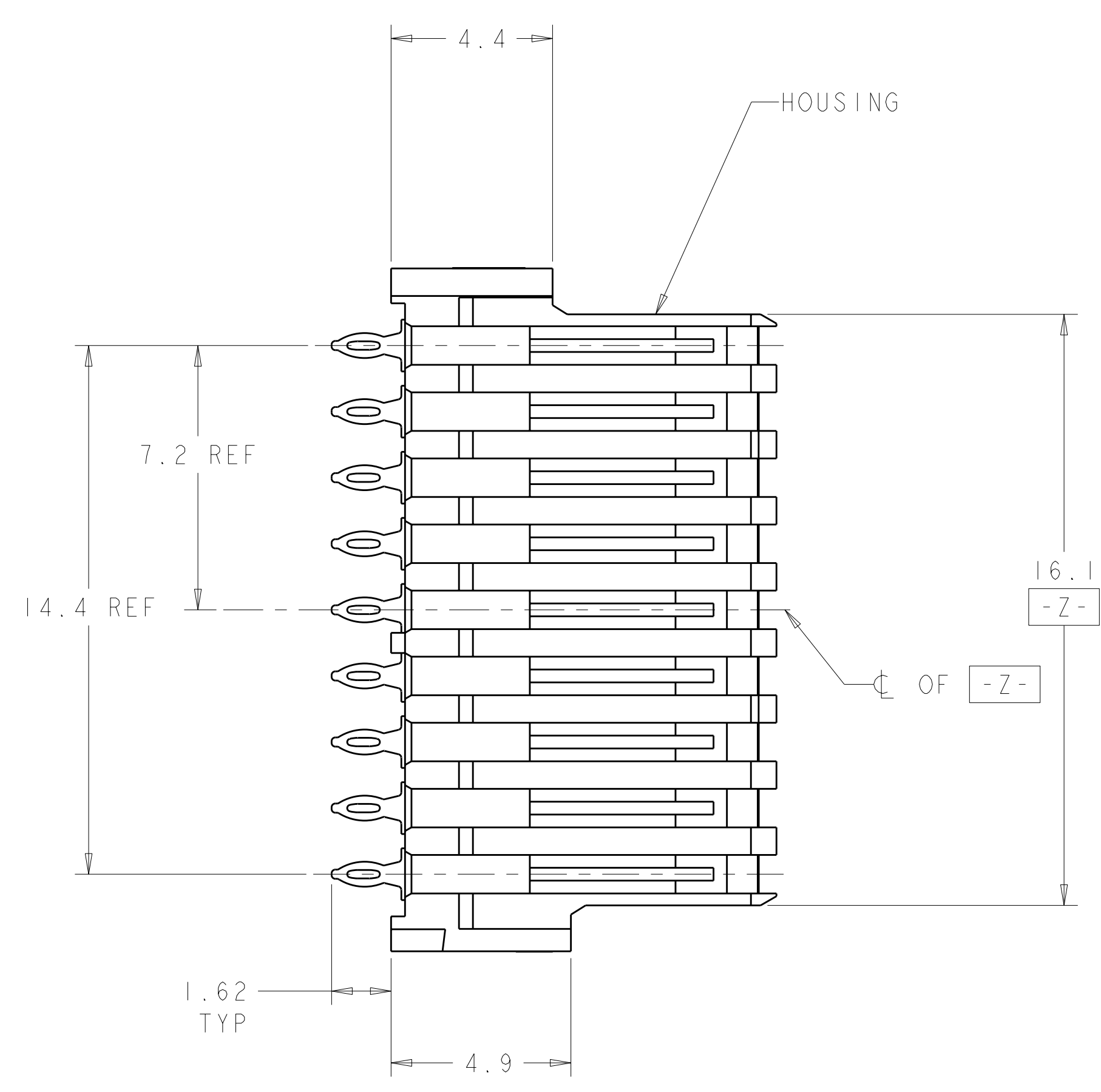
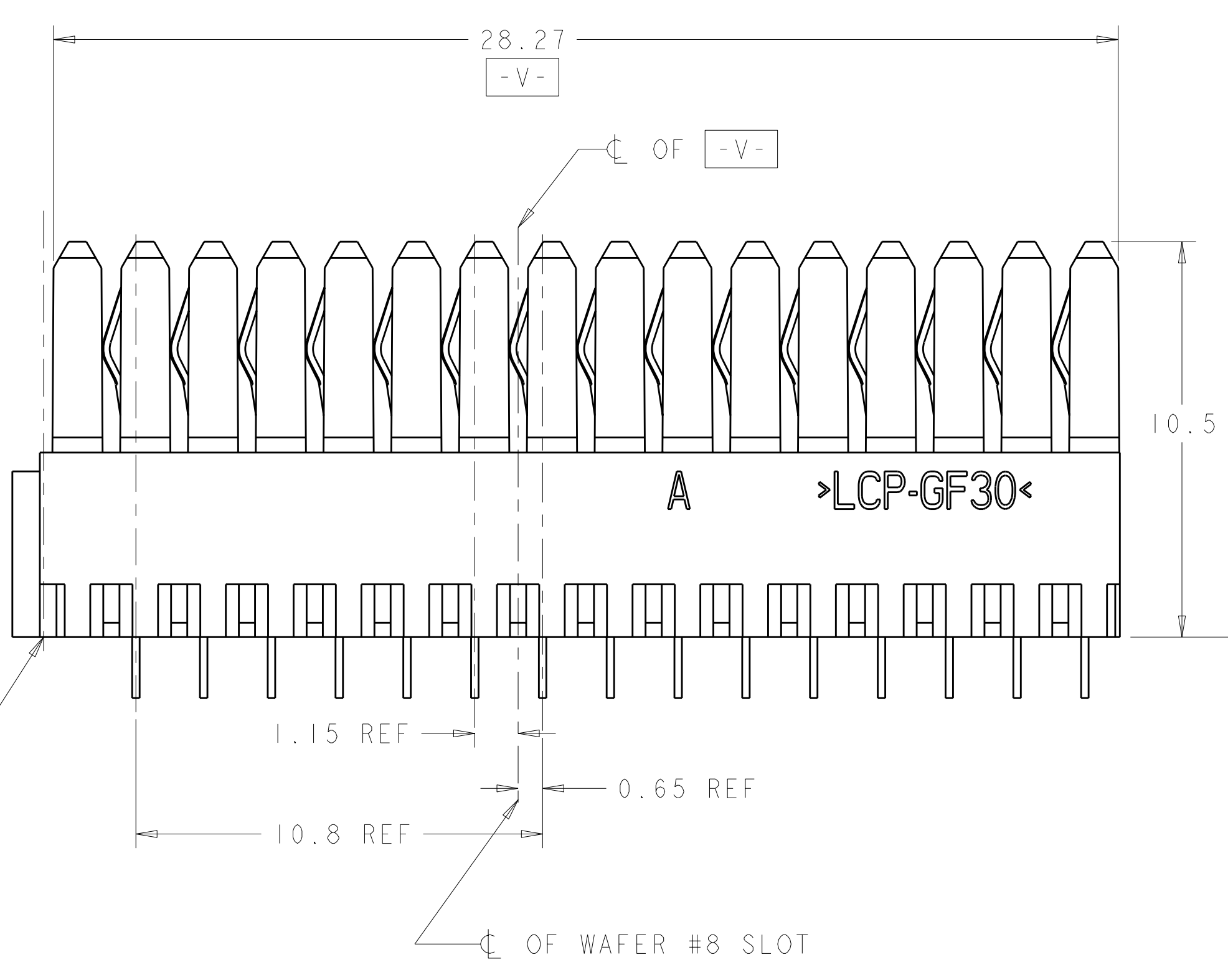
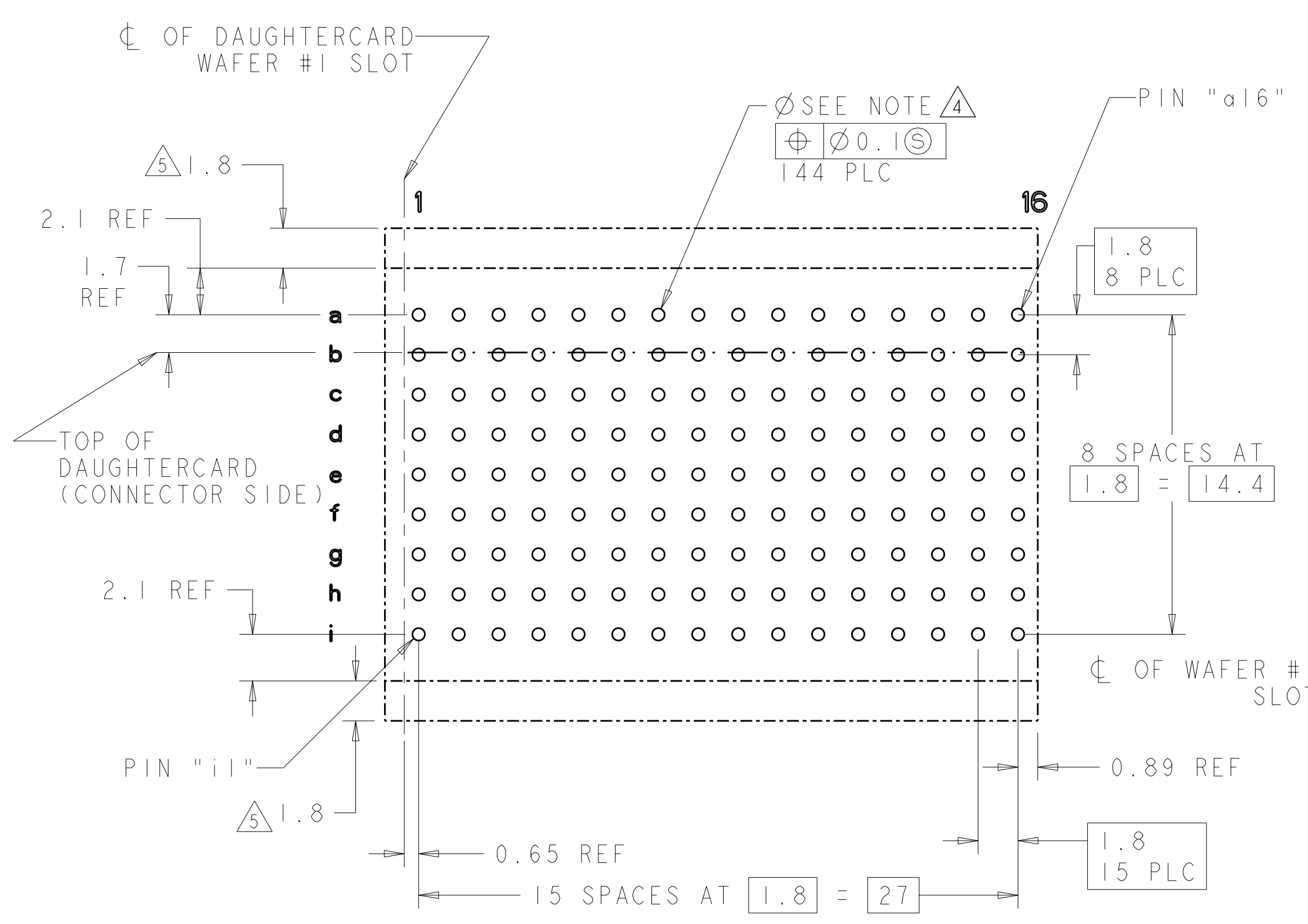


LOC	DIST	REVISIONS					
GP	00	P	LTR	DESCRIPTION	DATE	DWN	APVD
		1		PROPOSED	24FEB2006	RT	GG
		A		REV PER ECO-06-021305	18SEP2006	BC	GG
		B		PER ECO-08-023222	17SEP2008	RT	GG
		C		REV PER ECO-08-026690	10NOV2008	BC	GG



$\oplus 0.2 \text{ S}$ X V S Z S

- △ HOUSING: LCP, UL94V0, COLOR: BLACK. CONTACT: PHOSPHOR BRONZE.
- △ FINISH: 1.27μm GOLD IN CONTACT AREA 1.27μm MIN. TIN-LEAD ON PCB TAIL OVER 3.81μm MI NICKEL OVER ALL.
- △ MANUFACTURING TOLERANCE FOR:
 $\varnothing 0.56 \pm 0.05$ FINISHED HOLE WITH Sn PB PLATING:
 DRILLED HOLE = $\varnothing 0.65 \pm 0.02$
 COPPER PLATING = 0.025-0.050
 Sn PB PLATING = 0.0038-0.0124
 OR
 $\varnothing 0.575 \pm 0.05$ FINISHED HOLE WITHOUT Sn PB PLATING:
 DRILLED HOLE = $\varnothing 0.65 \pm 0.02$
 COPPER PLATING = 0.025-0.050
- △ ADDITIONAL CONNECTOR-SIDE KEEPOUT AREA REQUIRED IF CONNECTOR-SIDE EXTRACTION TOOL IS TO BE USED.
- △ FINISH: 1.27μm GOLD IN CONTACT AREA 1.27μm MIN. TIN ON PCB TAIL OVER 3.81μm MI NICKEL OVER ALL.



PC BOARD REAR TRANSITION MODULE
 (CONNECTOR SIDE)
 SCALE 5:1

5	1410965-2
2	1410965-1
PLATING	PART NO

DIMENSIONS: mm 		TOLERANCES UNLESS OTHERWISE SPECIFIED: 9 PLC ± 1 PLC ±0.5 2 PLC ±0.13 3 PLC ± 4 PLC ± ANGLES ±1°		DWN R. TREA 24FEB2006 CHK G. GRIFFITH 24FEB2006 APVD G. GRIFFITH 10NOV2008 NAME PRODUCT SPEC 108-2072 APPLICATION SPEC 114-13056 WEIGHT CUSTOMER DRAWING		Tyco Electronics Harrisburg, PA 17105-3608 CONNECTOR ASSEMBLY, BACKPLANE VERTICAL RECEPTACLE, CENTER, 20.3mm, MULTIGIG RT 2 SIZE CAGE CODE DRAWING NO RESTRICTED TO A11 00779 C=1410965 SCALE 2:1 SHEET 1 OF 1 REV C	
--------------------	--	--	--	--	--	---	--