

FIG. 1

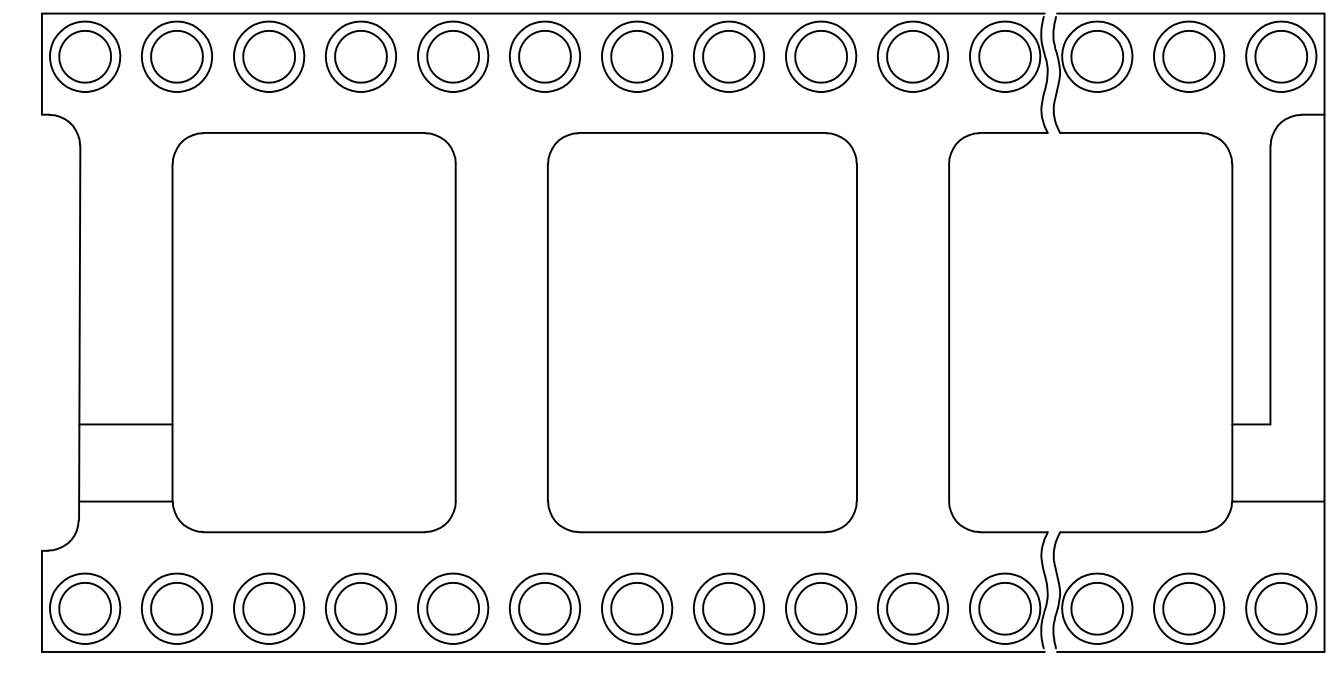


FIG. 2

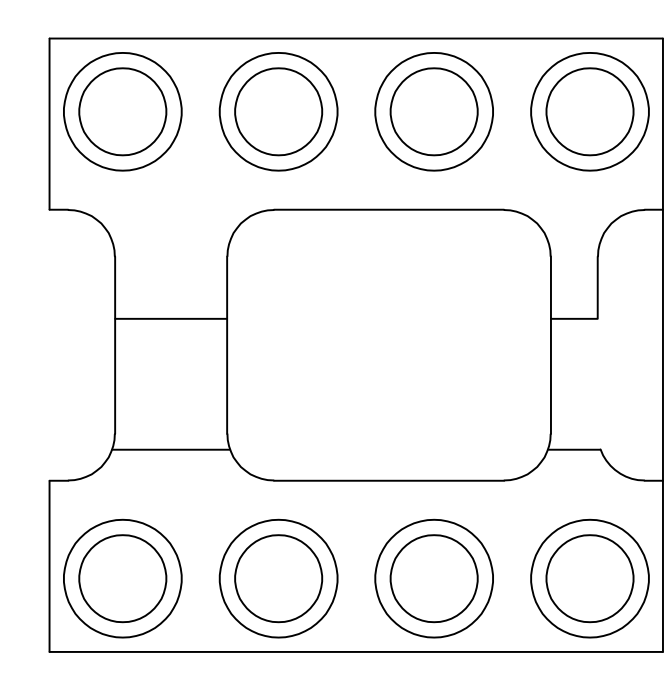
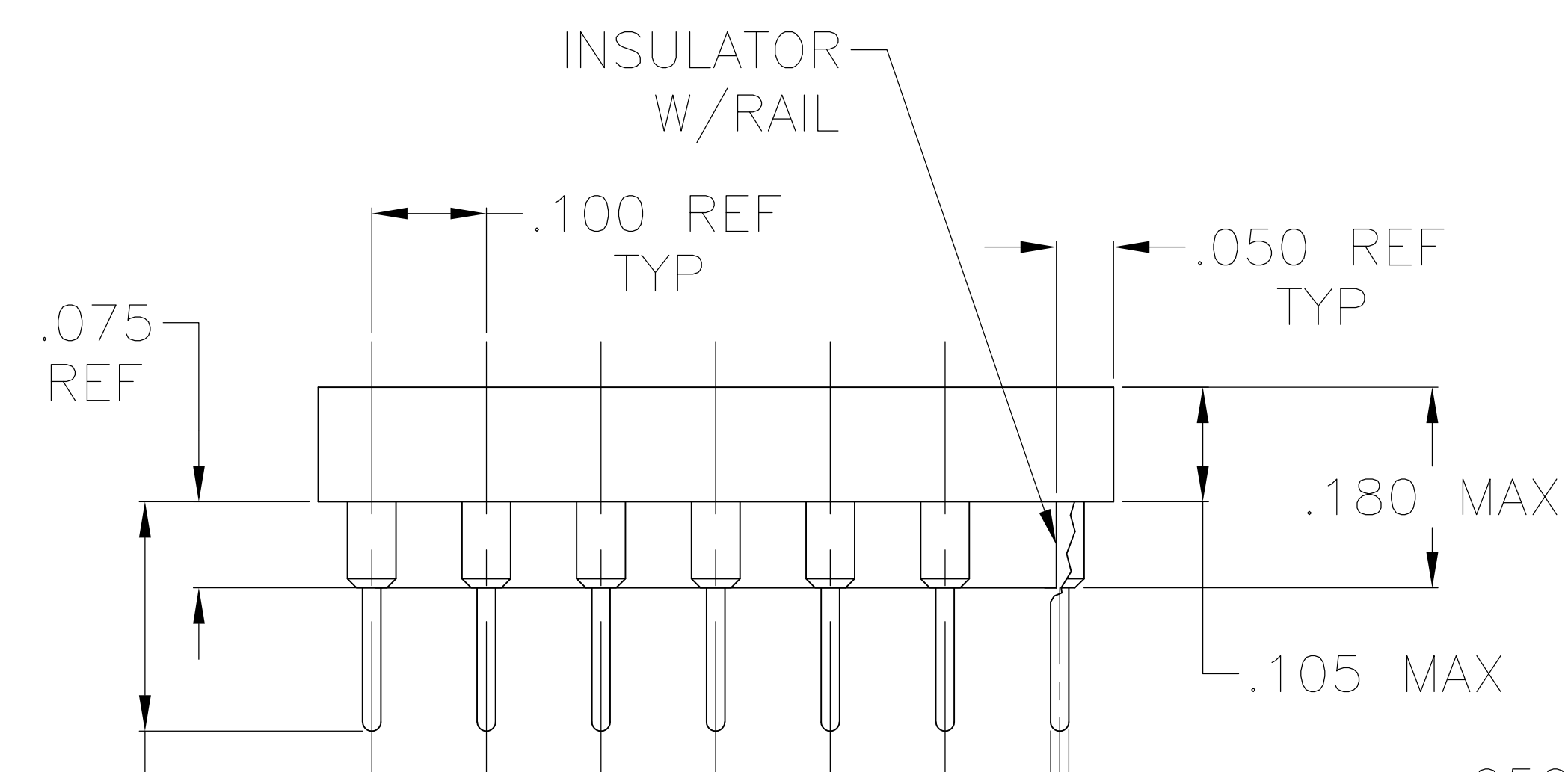
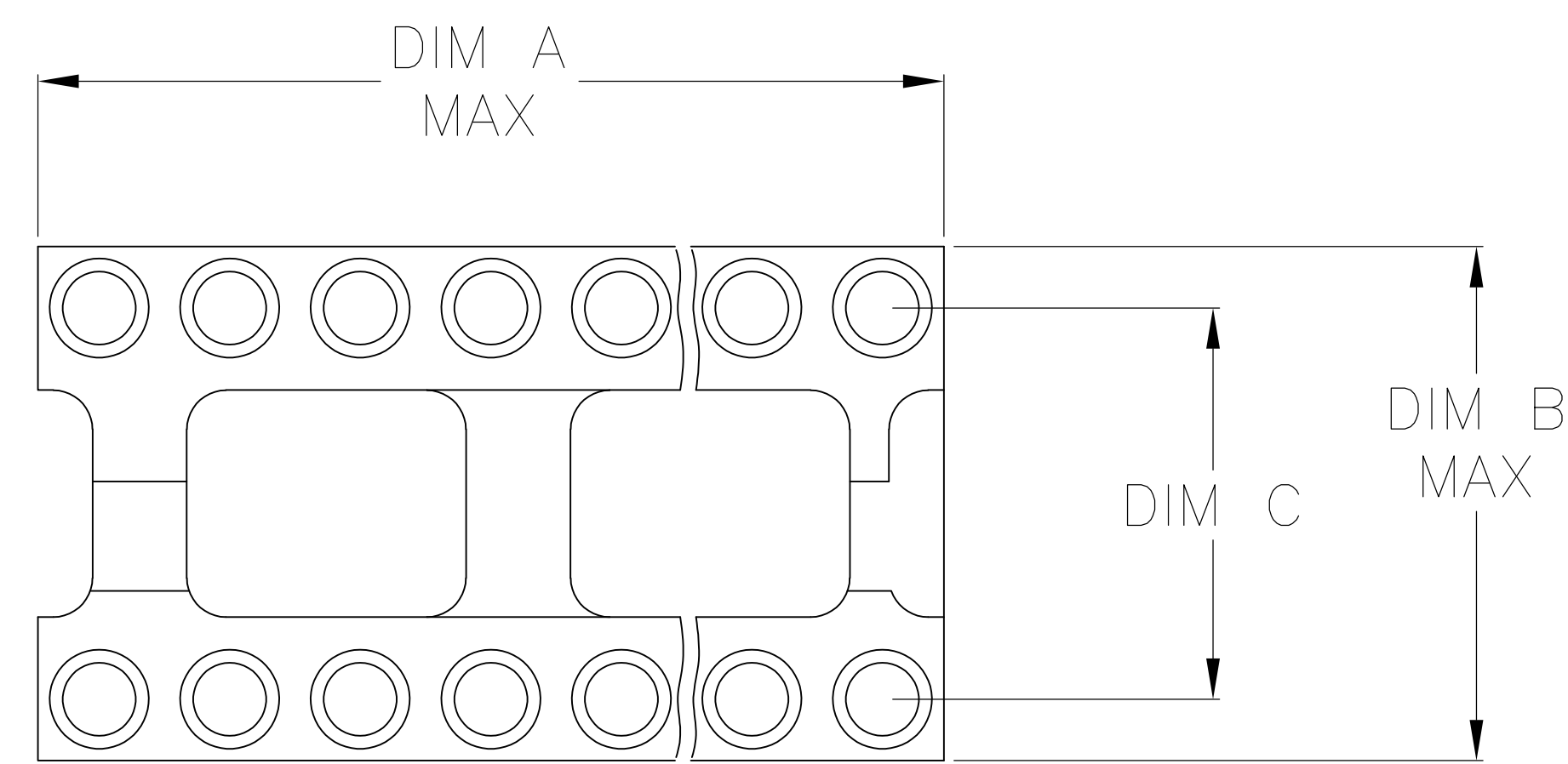
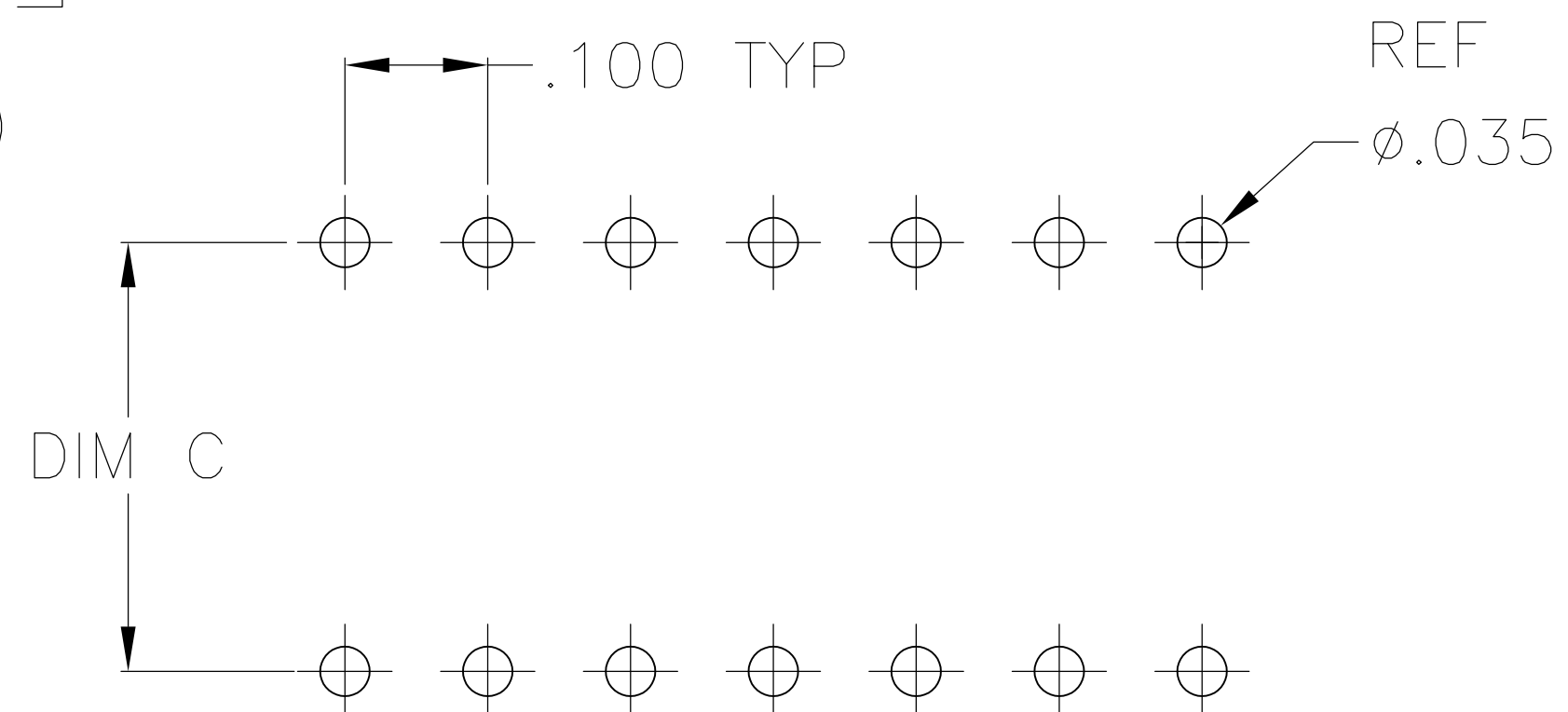


FIG. 3
(8 POS ONLY)



.210/.180
(STD .125 PC LEAD)
.265/.235
(LONG .180 PC LEAD)



P.C.B. HOLE LAYOUT
TOLERANCE ±.003

1 **MATERIALS:**
 INSULATOR: POLYESTER, UL RATED 94V-0
 CONTACT:
 800 & 1800 SERIES CONTACT: 4 BEAM, COPPER ALLOY, MACHINED (PREMIUM VERSION) OR FORMED (ECONOMY VERSION, WITH SUFFIX -ES OR -ESL).
 800 SERIES HIGH RETENTION CONTACT: 4 BEAM, COPPER ALLOY, MACHINED.
 1000 SERIES CONTACT: 6 BEAM, COPPER ALLOY, MACHINED (LOW INSERTION FORCE SERIES)
 SLEEVE- ALL SERIES: COPPER ALLOY, FORMED

2 **ELECTRICAL:**
 CONTACT RESISTANCE: 10 MILLIOHMS MAX
 CONTACT RATING: 3 AMPS
 CAPACITANCE: 1.0 pF PER MIL-STD-202, METHOD 305
 INSULATION RESISTANCE: 5000 OHMS MIN @ 500 VDC PER MIL-STD-1344, METHOD 3003.1
 DIELECTRIC WITHSTANDING VOLTAGE: 1000 VOLTS (RMS) PER MIL-STD-1344, METHOD 3001.1

3 **MECHANICAL:**
 AFTER INSERTION FORCE: 37 GRAMS AVG (6 BEAM CONTACT) 134 GRAMS AVG (4 BEAM PREMIUM) 179 GRAMS AVG (4 BEAM ECONOMY) AND 334 GRAMS AVG (HIGH RETENTION)
 AFTER WITHDRAWAL FORCE: 15 GRAMS AVG (6 BEAM CONTACT) 63 GRAMS AVG (4 BEAM PREMIUM OR ECONOMY) AND 245 GRAMS AVG (HIGH RETENTION)

4 **ENVIRONMENTAL:**
 OPERATING TEMPERATURE: -55°C TO -105°C

5 **PLATING:** 25μ" MIN GOLD OVER 50μ" MIN NICKEL CONTACT WITH 5μ" MIN GOLD OVER 50μ" MIN NICKEL SLEEVE.

6 **PLATING:** 25μ" MIN GOLD OVER 50μ" MIN NICKEL CONTACT WITH 80μ" MIN TIN-LEAD OVER 50μ" MIN COPPER SLEEVE.

7 **PLATING:** 80μ" MIN TIN-LEAD OVER 75μ" MIN COPPER CONTACT WITH 180μ" MIN TIN-LEAD OVER 75μ" MIN NICKEL SLEEVE.

8 **PLATING:** 5μ" MIN GOLD FLASH OVER 50μ" MIN NICKEL CONTACT WITH 5μ" MIN GOLD FLASH OVER 50μ" MIN NICKEL SLEEVE.

9 **PLATING:** 5μ" MIN GOLD FLASH OVER 50μ" MIN NICKEL CONTACT WITH 80μ" MIN TIN-LEAD OVER 50μ" MIN COPPER SLEEVE.

10 **PLATING:** 7.5μ" MIN GOLD OVER 50μ" MIN NICKEL CONTACT WITH 80μ" MIN TIN-LEAD OVER 50μ" MIN COPPER SLEEVE.

11 PRELIMINARY PART - NOT RELEASED FOR PRODUCTION.

12 806-AGXXD-XXX SERIES IS SUPERSEDED BY 506-AGXXD-XXX SERIES (REFER TO CUSTOMER DRAWING 1437532-2)

13 **PLATING:** 25μ" MIN GOLD OVER 50μ" MIN NICKEL CONTACT WITH 80μ" MIN MATTE TIN OVER 50μ" MIN COPPER SLEEVE.

14 **PLATING:** 80μ" MIN MATTE TIN OVER 75μ" MIN COPPER CONTACT WITH 180μ" MIN MATTE TIN OVER 75μ" MIN NICKEL SLEEVE.

15 **PLATING:** 5μ" MIN GOLD FLASH OVER 50μ" MIN NICKEL CONTACT WITH 80μ" MIN MATTE TIN OVER 50μ" MIN COPPER SLEEVE.

16 **PLATING:** 7.5μ" MIN GOLD OVER 50μ" MIN NICKEL CONTACT WITH 80μ" MIN MATTE TIN OVER 50μ" MIN COPPER SLEEVE.

8 XX - AX XXX D - XXX - LF
 LF = LEAD FREE
 BLANK = MACHINED CONTACT
 ES = FORMED CONTACT, GOLD PLATE, NOTE 1
 ESL = FORMED CONTACT, LOW GOLD PLATE, 5μIN MAX
 D = PC TAIL STANDARD
 LSG STYLE AND TAIL CONFIGURATION
 AG = INSULATOR
 AR = INSULATOR WITH RAILS
 (ALMOST RUN THE LENGTH UNDER THE INSULATOR INSIDE THE CONTACT ROWS, .075 REF HIGH & .045 REF WIDE)

THIS DRAWING IS A CONTROLLED DOCUMENT.		DWN R. BROWN	DEMAR04	Tyco Electronics Corporation Harrisburg, Pa 17105-3608
DIMENSIONS: INCHES		CHK K. WRIGHT	DEMAR04	
TOLERANCES UNLESS OTHERWISE SPECIFIED:		APP'D K. WRIGHT	DEMAR04	NAME
0 PL	± .005	PRODUCT SPEC		DIP SOCKET, 800 SERIES
1 PL	± .005	APPLICATION SPEC		SIZE
2 PL	± .005	WEIGHT		CAGE CODE
3 PL	± .005	CUSTOMER DRAWING		DRAWING NO
4 PL	± .005	SCALE 1:1		RESTRICTED TO
ANGLES	± .005	SHEET 1 OF 4		REV A1
FINISH	± .005	SCALE 1:1		REV A1

800 SERIES STAMPED ECONOMY CONTACT LEAD FREE PART NUMBER TABLE

COMMENTS	PLATING	C	B	A	FIG	AUGAT PART NO.	TE PART NO.
W/RAILS	13	.595/.605	.700	2.400	2	848-AR11D-ES-LF	8-1437540-0
W/RAILS	14					840-AR12D-ES-LF	6-6447099-8
W/RAILS	15					840-AR11D-ESL-LF	7-1437540-2
W/RAILS	13	.595/.605	.700	2.000	2	840-AR11D-ES-LF	7-1437540-1
.180 PC LEAD	15					840-AG44D-ESL-LF	7-1437540-0
W/RAILS	15					832-AR11D-ESL-LF	0-6437540-9
W/RAILS	13					832-AR11D-ES-LF	0-6437540-8
.180 PC LEAD	13	.595/.605	.700	1.600	2	832-AG44D-ES-LF	0-6437540-7
.180 PC LEAD	14					832-AG43D-ES-LF	0-6437540-6
.180 PC LEAD W/RAILS	15					828-AR44D-ESL-LF	9-6437539-8
W/RAILS	14	.595/.605	.700	1.400	1	828-AR12D-ES-LF	6-6447099-7
W/RAILS	13					828-AR11D-ES-LF	9-6437539-6
.180 PC LEAD	13					828-AG44D-ES-LF	9-6437539-5
.180 PC LEAD W/RAILS	15	.295/.305	.400	1.200	1	824-AR47D-ESL-LF	8-6437533-3
W/RAILS	13	.295/.305	.400	1.200	1	824-AR31D-ES-LF	8-6437539-7
W/RAILS	14	.595/.605	.700	1.200	1	824-AR12D-ES-LF	6-6447099-6
.180 PC LEAD	15	.595/.605	.700	1.200	1	824-AG44D-ESL-LF	8-6437539-3
.180 PC LEAD	13	.295/.305	.400	1.100	1	822-AG44D-ES-LF	6-6437539-5
W/RAILS	15	.295/.305	.400	1.000	1	820-AR11D-ESL-LF	5-6437539-8
W/RAILS	13					820-AR11D-ES-LF	5-6437539-7
W/RAILS	15					816-AR11D-ESL-LF	3-6437539-5
W/RAILS	13	.295/.305	.400	.800	1	816-AR11D-ES-LF	3-6437539-4
.180 PC LEAD	15					816-AG44D-ESL-LF	3-6437539-2
W/RAILS	13	.295/.305	.400	.700	1	814-AR11D-ES-LF	2-6437539-2
W/RAILS	13					808-AR11D-ES-LF	1-6437539-0
.180 PC LEAD	14	.295/.305	.400	.400	1	808-AG43D-ES-LF	6437537-6

800 SERIES STAMPED ECONOMY CONTACT PART NUMBER TABLE

COMMENTS	PLATING	C	B	A	FIG	AUGAT PART NO.	TE PART NO.
.180 PC LEAD W/RAILS	9	.295/.305	.400	1.200	1	824-AR47D-ESL	8-1437533-3
.180 PC LEAD W/RAILS S/B 8-1437539-3	9	.595/.605	.700	1.200	1	824-AR44D-ESL	8-1437533-2
W/RAILS	9					824-AR31D-ESL	3-1437540-9
W/RAILS	6	.295/.305	.400	1.200	1	824-AR31D-ESL	8-1437539-7
W/RAILS	7					824-AR12D-ES	6-1447099-6
W/RAILS	9	.595/.605	.700	1.200	1	824-AR11D-ESL	8-1437539-6
W/RAILS	6					824-AR11D-ES	8-1437539-5
-	9	.395/.405	.500	1.200	1	824-AG66D-ESL	8-1437539-4
-	5					824-AG65D-ES	0-1571180-1
.180 PC LEAD	9	.595/.605	.700	1.200	1	824-AG44D-ESL	8-1437539-3
-	7					824-AG32D-ES	8-1437539-1
-	9					824-AG31D-ESL	7-1437539-7
-	6	.295/.305	.400	1.200	1	824-AG31D-ES	7-1437539-6
-	8					824-AG30D-ESL	7-1437539-4
-	5					824-AG30D-ES	7-1437539-3
-	7					824-AG12D-ES	7-1437539-2
-	9	.595/.605	.700	1.200	1	824-AG11D-ESL	7-1437539-0
-	6					824-AG11D-ES	6-1437539-9
-	5					824-AG10D-ES	6-1437539-7
.180 PC LEAD	6					822-AG44D-ES	6-1437539-5
-	7					822-AG12D-ES	6-1437539-4
-	9	.295/.305	.400	1.100	1	822-AG11D-ESL	6-1437539-3
-	6					822-AG11D-ES	6-1437539-2
-	5					822-AG10D-ES	6-1437539-0
.180 PC LEAD W/RAILS S/B 7-1437537-4	9					820-AR44D-ESL	7-1437533-1
W/RAILS	9					820-AR11D-ESL	5-1437539-8
W/RAILS	6	.295/.305	.400	1.000	1	820-AR11D-ES	5-1437539-7
.180 PC LEAD S/B 7-1437537-4	9					820-AG44D-ES	7-1437533-0
-	7					820-AG12D-ES	5-1437539-6
-	9					820-AG11D-ESL	5-1437539-3
-	6					820-AG11D-ES	5-1437539-2
-	5					820-AG10D-ES	5-1437539-0
.180 PC LEAD W/RAILS S/B 4-1437539-9	9					818-AR44D-ESL	6-1437533-4
W/RAILS	9					818-AR11D-ESL	4-1437539-8
W/RAILS	6					818-AR11D-ES	4-1437539-7
.180 PC LEAD S/B 6-1437537-1	9	.295/.305	.400	.900	1	818-AG44D-ESL	6-1437533-3
-	7					818-AG12D-ES	4-1437539-6
-	9					818-AG11D-ESL	4-1437539-4
-	6					818-AG11D-ES	4-1437539-3
-	5					818-AG10D-ES	4-1437539-1
W/RAILS	9					816-AR11D-ESL	3-1437539-5
W/RAILS	6	.295/.305	.400	.800	1	816-AR11D-ES	3-1437539-4
.180 PC LEAD	5					816-AG45D-ES	3-1437539-3
.180 PC LEAD	9					816-AG44D-ESL	3-1437539-2
-	7					816-AG12D-ES	3-1437539-1
-	9					816-AG11D-ESL	2-1437539-9
-	6					816-AG11D-ES	2-1437539-8
-	5					816-AG10D-ES	2-1437539-6
.180 PC LEAD, W/RAILS S/B 3-1437537-3	9					814-AR44D-ESL	5-1437533-3
W/RAILS	9					814-AR11D-ESL	2-1437539-3
W/RAILS	6					814-AR11D-ES	2-1437539-2
.180 PC LEAD	5	.295/.305	.400	.700	1	814-AG45D-ES	2-1437539-1
.180 PC LEAD S/B 3-1437537-3	9					814-AG44D-ESL	4-1437540-5
-	7					814-AG12D-ES	2-1437539-0
-	9					814-AG11D-ESL	1-1437539-7
-	6					814-AG11D-ES	1-1437539-6
-	5					814-AG10D-ES	1-1437539-4
.180 PC W/RAILS, S/B 1437539-9	9					808-AR44D-ESL	3-1437533-1
W/RAILS	9					808-AR11D-ESL	1-1437539-1
W/RAILS	6					808-AR11D-ES	1-1437539-0
.180 PC LEAD	9	.295/.305	.400	.400	1	808-AG44D-ESL	0-1437539-9
.180 PC LEAD	7					808-AG43D-ES	1-1437537-6
-	7					808-AG12D-ES	0-1437539-8
-	9					808-AG11D-ESL	0-1437539-6
-	6					808-AG11D-ES	0-1437539-5
-	5					808-AG10D-ES	0-1437539-2
S/B 7-1437529-1	7	.295/.305	.400	.300	1	806-AG12D-ES	2-1437533-8
S/B 1437535-8	9					806-AG11D-ESL	8-1437536-5
S/B 1437535-7	6					806-AG11D-ES	2-1437533-7

800 SERIES STAMPED ECONOMY CONTACT PART NUMBER TABLE

COMMENTS	PLATING	C	B	A	FIG	AUGAT PART NO.	TE PART NO.
-	7	.895/.905	1.000	3.200	2	864-AG12D-ES	5-1437538-3
-	9					864-AG11D-ESL	5-1437538-0
-	6					864-AG11D-ES	4-1437538-9
-	5					864-AG10D-ES	3-1437540-2
W/RAILS	9					848-AR11D-ESL	6-1437540-2
W/RAILS	6	.595/.605	.700	2.400	2	848-AR11D-ES	3-1437540-0
-	7					848-AG12D-ES	2-1437540-8
-	9					848-AG11D-ESL	4-1437538-2
-	6					848-AG11D-ES	2-1437540-6
-	5					848-AG10D-ES	2-1437540-5
-	9	.595/.605	.700	2.100	2	842-AG11D-ESL	2-1437540-4
-	6					842-AG11D-ES	2-1437540-3
.180 PC LEAD W/RAILS S/B 2-1437540-0	9					840-AR44D-ESL	0-1437534-7
W/RAILS	7					840-AR12D-ES	6-1447099-8
W/RAILS	9					840-AR11D-ESL	2-1437540-2
W/RAILS	6	.595/.605	.700	2.000	2	840-AR11D-ES	2-1437540-1
.180 PC LEAD	9					840-AG44D-ESL	2-1437540-0
-	7					840-AG12D-ES	1-1437540-9
-	9					840-AG11D-ESL	1-1437540-7
-	6					840-AG11D-ES	1-1437540-6
-	5					840-AG10D-ES	1-1437540-4
-	7	.595/.605	.700	1.800	2	836-AG12D-ES	1-1437540-2
-	9					836-AG11D-ESL	1-1437540-1
-	6					836-AG11D-ES	1-1437540-0
W/RAILS	9					832-AR11D-ESL	0-1437540-9
W/RAILS	6					832-AR11D-ES	0-1437540-8
.180 PC LEAD S/B 1437540-1	8					832-AG45D-ESL	6-1437538-0
.180 PC LEAD S/B 1437540-7	9	.595/.605	.700	1.600	2	832-AG44D-ESL	9-1437533-5
.180 PC LEAD	6					832-AG44D-ES	0-1437540-7
.180 PC LEAD	7					832-AG43D-ES	0-1437540-6
-	9					832-AG12D-ES	0-1437540-5
-	6					832-AG11D-ESL	0-1437540-3
-	7					832-AG11D-ES	0-1437540-2
-	5					832-AG10D-ES	0-1437540-1
.180 PC LEAD W/RAILS	9					828-AR44D-ESL	9-1437539-8
W/RAILS	7					828-AR12D-ES	6-1447099-7
W/RAILS	9	.595/.605	.700	1.400	1	828-AR11D-ESL	9-1437539-7
W/RAILS	6					828-AR11D-ES	9-1437539-6
.180 PC LEAD	6					828-AG44D-ES	9-1437539-5
-	7					828-AG12D-ES	9-1437539-4
-	9					828-AG11D-ESL	9-1437539-2
-	6					828-AG11D-ES	9-1437539-1
-	5					828-AG10D-ES	8-1437539-9

THIS DRAWING IS A CONTROLLED DOCUMENT. DIMENSIONS: INCHES. TOLERANCES UNLESS OTHERWISE SPECIFIED: 0 PLC ± .005, 1 PLC ± .005, 2 PLC ± .005, 3 PLC ± .005, 4 PLC ± .005, ANGLES ± .005. FINISH: -. DWN: BROWN, CHK: K WRIGHT, APP'D: K WRIGHT, NAME: Tyco Electronics Corporation, Harrisburg, Pa 17105-3608. PRODUCT SPEC: DIP SOCKET, 800 SERIES. APPLICATION SPEC: -. SIZE: A1, CAGE CODE: 00779, DRAWING NO: 1437539-2. WEIGHT: -. RESTRICTED TO: -. CUSTOMER DRAWING. SCALE: 1:1, SHEET: 3 OF 4, REV: A1.

1000 SERIES MACHINED PREMIUM CONTACT, LOW INSERTION FORCE PART NUMBER TABLE

COMMENTS	PLATING	C	B	A	FIG	AUGAT PART NO.	TE PART NO.
S/B 4-1437538-8	6	.895/.905	1.000	3.200	2	1064-AG11D	2-1437529-4
S/B 3-1437540-1	5	.895/.905	1.000	3.200	2	1064-AG10D	2-1437529-3
S/B 3-1437538-0	6	.595/.605	.700	2.000	2	1040-AG11D	2-1437529-2
S/B 2-1437538-2	6	.595/.605	.700	1.600	2	1032-AG11D	2-1437529-1
S/B 1437538-4	6	.595/.605	.700	1.400	1	1028-AG11D	1-1437529-9
S/B 8-1437537-9	6	.295/.305	.400	1.200	1	1024-AG31D	1-1437529-8
S/B 8-1437537-2	6	.595/.605	.700	1.200	1	1024-AG11D	1-1437529-6
S/B 8-1437537-1	5	.595/.605	.700	1.200	1	1024-AG10D	1-1437529-5
S/B 6-1437537-6	6	.295/.305	.400	1.000	1	1020-AG11D	1-1437529-4
S/B 6-1437537-4	5	.295/.305	.400	1.000	1	1020-AG10D	1-1437529-3
S/B 5-1437537-7	6	.295/.305	.400	.900	1	1018-AG11D	1-1437529-2
S/B 5-1437537-6	5	.295/.305	.400	.900	1	1018-AG10D	1-1437529-1
S/B 4-1437537-0	6	.295/.305	.400	.800	1	1016-AG11D	1-1437529-0
S/B 3-1437537-7	5	.295/.305	.400	.800	1	1016-AG10D	0-1437529-9
S/B 2-1437537-4	6	.295/.305	.400	.700	1	1014-AG11D	0-1437529-7
S/B 2-1437537-1	5	.295/.305	.400	.700	1	1014-AG10D	0-1437529-6
S/B 1437537-8	6	.295/.305	.400	.400	3	1008-AG11D	0-1437529-5
S/B 1437537-5	5	.295/.305	.400	.400	3	1008-AG10D	0-1437529-4

1800 SERIES MACHINED PREMIUM CONTACT, LOW GOLD PART NUMBER TABLE

S/B 5-1437538-0	10	.895/.905	1.000	3.200	2	1864-AG111D	5-1437529-1
S/B 6-1437540-2 W/RAILS	10	.595/.605	.700	2.400	2	1848-AR111D	5-1437529-0
S/B 4-1437538-2	10	.595/.605	.700	2.000	2	1848-AG111D	4-1437529-9
S/B 2-1437540-4	10	.595/.605	.700	2.100	2	1842-AG111D	4-1437529-8
S/B 2-1437540-2 W/RAILS	10	.595/.605	.700	2.000	2	1840-AR111D	4-1437529-7
S/B 1-1437540-7	10	.595/.605	.700	1.600	2	1840-AG111D	4-1437529-6
S/B 1437540-3	10	.595/.605	.700	1.600	2	1832-AG111D	4-1437529-5
S/B 9-1437539-7 W/RAILS	10	.595/.605	.700	1.400	1	1828-AR111D	4-1437529-4
S/B 9-1437539-2	10	.595/.605	.700	1.400	1	1828-AG111D	4-1437529-3
S/B 3-1437540-9 W/RAILS	10	.295/.305	.400	1.200	1	1824-AR131D	4-1437529-2
S/B 8-1437539-6 W/RAILS	10	.595/.605	.700	1.200	1	1824-AR111D	4-1437529-1
S/B 8-1437539-4	10	.395/.405	.500	1.200	1	1824-AG141D	4-1437529-0
S/B 7-1437539-7	10	.295/.305	.400	1.200	1	1824-AG131D	3-1437529-9
S/B 7-1437539-0	10	.595/.605	.700	1.200	1	1824-AG111D	3-1437529-8
S/B 6-1437539-3	10	.395/.405	.500	1.100	1	1822-AG111D	3-1437529-7
S/B 5-1437539-8 W/RAILS	10	.295/.305	.400	1.000	1	1820-AR111D	3-1437529-6
S/B 5-1437539-3	10	.295/.305	.400	1.000	1	1820-AG111D	0-1437537-3
S/B 4-1437539-8 W/RAILS	10	.295/.305	.400	.900	1	1818-AR111D	3-1437529-5
S/B 4-1437539-4	10	.295/.305	.400	.900	1	1818-AG111D	3-1437529-3
S/B 3-1437539-5 W/RAILS	10	.295/.305	.400	.800	1	1816-AR111D	3-1437529-2
S/B 2-1437539-9	10	.295/.305	.400	.800	1	1816-AG111D	3-1437529-1
S/B 2-1437539-3 W/RAILS	10	.295/.305	.400	.700	1	1814-AR111D	3-1437529-0
S/B 1-1437539-7	10	.295/.305	.400	.700	1	1814-AG111D	2-1437529-9
S/B 1-1437539-1 W/RAILS	10	.295/.305	.400	.400	3	1808-AR111D	2-1437529-6
S/B 1437539-6	10	.295/.305	.400	.400	3	1808-AG111D	2-1437529-5
S/B 1437535-8	10	.295/.305	.400	.300		1806-AG111D	0-1437535-2

THIS DRAWING IS A CONTROLLED DOCUMENT.

DIMENSIONS: INCHES	TOLERANCES UNLESS OTHERWISE SPECIFIED:	DWN: BROWN	DEMAID4		Tyco Electronics Corporation
	0. PLC ± - 1. PLC ± - 2. PLC ± - 3. PLC ± .005 4. PLC ± - ANGLES ± - FINISH -	CHK: K WRIGHT	DEMAID4		Harrisburg, Pa 17105-3608
MATERIAL: -	FINISH: -	APVD: K WRIGHT	DEMAID4	NAME: -	DIP SOCKET, 800 SERIES
WEIGHT: -		SIZE: A1	CAGE CODE: 00779	DRAWING NO: 1437539-2	RESTRICTED TO: -
CUSTOMER DRAWING		SCALE: 1:1	SHEET: 4 OF 4	REV: A1	