

# FLEXSTRIP<sup>®</sup> JUMPERS

- FLEXSTRIP<sup>®</sup> socket contacts provide a reliable system for FLEXSTRIP<sup>®</sup> jumper quick disconnect applications
- FLEXSTRIP<sup>®</sup> socket contacts withstand adverse environmental conditions such as corrosion



Tyco Electronics  
P.O. Box 3608  
Harrisburg, PA USA 17105-3608

TYCO and AMP are trademarks.

1308959-5M-TYCO/C&CE-05/01

Printed on recycled paper. 

**tyco**  
Electronics

**AMP**

**FLEXSTRIP<sup>®</sup>**  
**JUMPERS**

**Versatile**  
**Dependable**  
**Low Cost**




**Flexing stress is evenly distributed with FLEXSTRIP<sup>®</sup>**  
**flat conductors vs. conventional wiring**

**tyco**

Electronics

**AMP**

## FLEXSTRIP® JUMPERS



- One piece copper construction with round copper conductors rolled flat for high flex life, tin-plated for easy soldering
- Available in 4 insulations for high volume commercial use as well as military/aerospace applications — Nomex, Teflon, Polyester and Kapton
- Round-to-flat design provides vibration-proof reliability and long life
- Available in lengths from .5 inches to 34 inches in .100" increments — provides lowest installed cost because no crimping or cutting is required

- **Space Saver**
- **Designed for long flex life**
- **Lower installed cost**

**FLEXSTRIP® Jumpers will flex your imagination in board-to-board interconnection applications**

With its industry leading improvements in contact reliability, low height profile, compatibility with pick and place equipment and ease of jumper assembly, FLEXSTRIP® Jumpers will prove to be the optimal solution for many applications including:

- **Laptop/Palmtop**
- **Computers**
- **Handheld Terminals**
- **Bar Code Readers**
- **Printers**
- **Test Equipment**
- **Mobile Radio**
- **Telecommunications Equipment**
- **Automotive Instrumentation**



**(See inside for ordering information)**

# PARTS DESCRIPTION

## Standard Jumpers

**FS** **N-1** **2** **A-70**

**Product Code**

**Insulation Material**  
 N - Nomex  
 T - Teflon  
 K - Kapton  
 P - Polyester

**Number of Conductors**

**Pin Arrangement (for both ends)**  
 A - Straight pins  
 B - Right angle pins  
 C - Right angle staggered pins  
 D - Straight staggered pins  
 NOTE: See below for other pin arrangements

**Conductor Pitch**  
 1 - .050"  
 2 - .100"  
 3 - .125"  
 4 - .150"  
 5 - .200"  
 6 - .075"  
 7 - 2mm (.079")  
 8 - 1.25mm (.049")  
 9 - 1.0mm (.039")

**Insulation Length**  
 .5" Min. to 34" Max. in  
 .100" increments

## Special Jumpers

(Different termination on each end)

**FS** **N - 1** **3.25** **G** **H - 20** **V1**

**Product Code**

**Insulation Material**  
 N - Nomex  
 T - Teflon  
 K - Kapton  
 P - Polyester

**Right End**

**Left End**

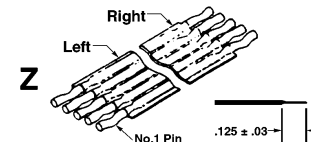
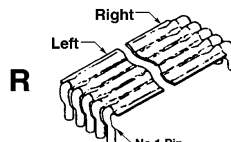
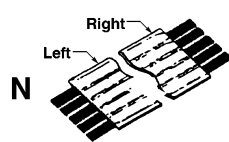
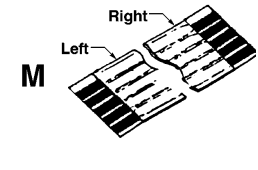
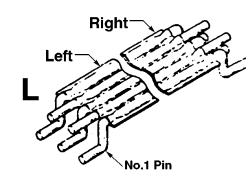
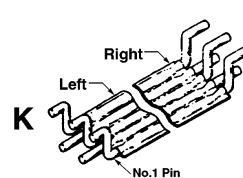
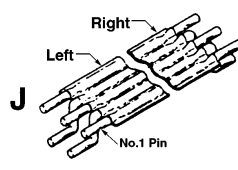
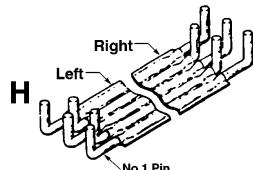
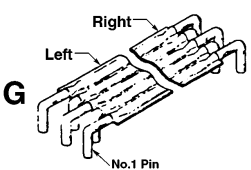
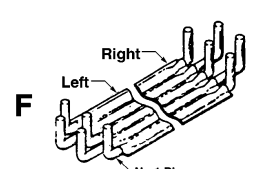
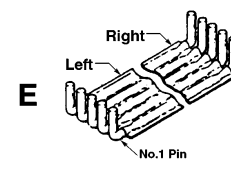
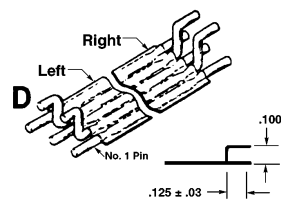
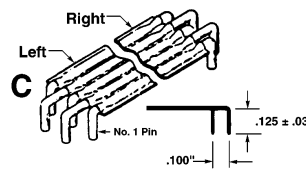
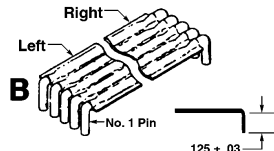
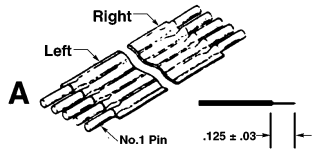
**Insulation Length**  
 .5" Min. to 34" Max. in  
 .100" increments

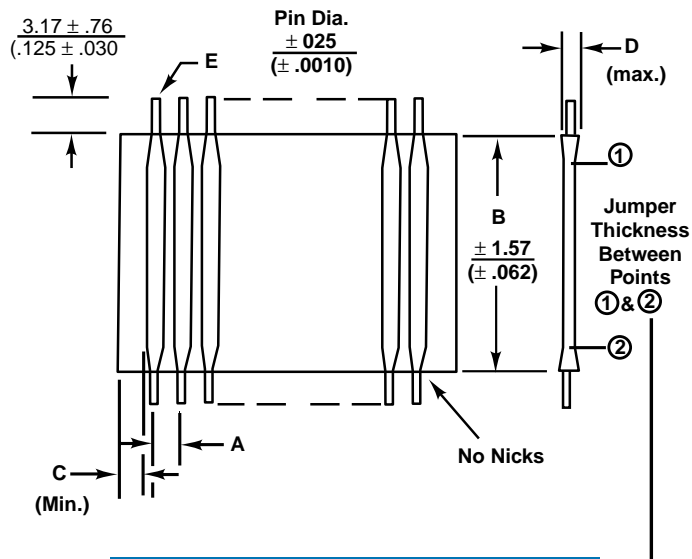
**Conductor Pitch**  
 1 - .050"  
 2 - .100"  
 3 - .125"  
 4 - .150"  
 5 - .200"  
 6 - .075"  
 7 - 2mm (.079")  
 8 - 1.25mm (.049")  
 9 - 1.0mm (.039")

**Number of Conductors**  
 (Max recommended width 4 inches)

Special Pin Length	
V1 - .112"	V8 - .079"
V2 - .134"	V9 - TBD
V3 - .161"	V10 - TBD
V4 - .256"	V11 - .095"
V5 - .122"	
V6 - .150"	
V7 - .177"	

Pin Length Tol. +0.012/-0.008





Mid-Pin Jumper Thickness (.039), (.049), (.050), (.075), (.125), (.150), & (.200)	
.254 (.010)	Nomex
.254 (.010)	Kapton
.406 (.016)	Teflon
.254 (.010)	Polyester

Insulation Material	Polyester	NOMEX®	TEFLON®	KAPTON®
Conductor Pitch	.100"	.100"	.100"	.100"
Flammability Rating	V0	V0	V0	V0
Equivalent Conductor Size (American Wire Gauge)	24	24	24	24
Insulation Resistance (gnd, sig, gnd) 12 inch. sample @ 500 VDC	1 x 10 <sup>12</sup> Ω	2 x 10 <sup>12</sup> Ω	2 x 10 <sup>12</sup> Ω	2 x 10 <sup>12</sup> Ω
Capacitance (picofarad/foot) (gnd, sig, gnd)	10.2 pF/ft	8.9 pF/ft	10.5 pF/ft	9.1 pF/ft
Characteristic Impedance Ω (gnd, sig, gnd)	118Ω	123Ω	101Ω	112Ω
Temperature Rating	105° C	125° C	150° C	150° C
Current Rating	3 amps	3 amps	3 amp	3 amps
Voltage Rating	300 amps	300 amps	300 amps	300 amps
Min. Breakdown Voltage @ 1 min	1500 volts	1500 volts	1500 volts	1500 volts
Min. Bend Radius	1/8"	1/8"	1/8"	1/8"

No Ozone Depleting Substances Are Used in the Production Processes for Flexstrip® Jumpers.

## TECHNICAL DOCUMENTS

- Tyco Product Specification and Customer Drawing: 1474339

**Technical Support Center**  
Phone: 1-800-522-6752

Internet: [www.amp.com](http://www.amp.com)

Pitch A	Margin C	Thickness Wire Gauge	(Pin End) D	Pin Dia. E	For PCB with the Following Diameter (±.001) Holes and (±.005) Center Tolerance	Number of Conductors Recommended (Min. - Max.)
1.00 (.039)	.25 (.010)	28	.64 (.025)	.320 (.0126)	—	2—70
1.25 (.049)	.25 (.010)	28	.64 (.025)	.320 (.0126)	.71 (.028)	2—70
1.27 (.050)	.25 (.010)	28	.64 (.025)	.320 (.0126)	.71 (.028)	2—70
1.90 (.075)	.25 (.010)	26	.84 (.033)	.404 (.0159)	.79 (.031)	2—60
2.00 (.079)	.25 (.010)	26	.84 (.033)	.404 (.0159)	.79 (.031)	2—60
2.54 (.100)	.25 (.010)	24	.84 (.033)	.511 (.0201)	.94 (.037)	2—45
3.18 (.125)	.51 (.020)	24	.84 (.033)	.511 (.0201)	.94 (.037)	2—35
3.81 (.150)	.51 (.020)	24	.84 (.033)	.511 (.0201)	.94 (.037)	2—30
5.08 (.200)	.51 (.020)	24	.84 (.033)	.511 (.0201)	.94 (.037)	2—22

Tolerance on pitch: ± .25mm (±.010), non-cumulative

Nomex, Teflon and Kapton are trademarks of E. I. DuPont de Nemours.

