

RECOMMENDED P.C.B LAYOUT
(COMPONENT SIDE OF BOARD
TOLERANCES: +/- 0.05[.002],
BASED ON PRODUCT WITH
SHIELD)

LOCATE HOLES
ø.13[0.005]
POSITION DIMENSIONS
ARE BASIC

REVISIONS				
SYM	ZONE	ECN, ERN NO.	DATE	APPRD.
A		PROPOSAL	MAR. 14, 2012	L.CHAN
B		REMOVE KEY FEATURE PER P/N	SEP.25, 2012	L.CHAN

1. MATERIALS:

PLASTIC HOUSING: THERMOPLASTIC PER MATERIAL OPTION IN PART NO.
FLAMMABILITY RATING UL 94V-0
COLOUR: BLACK

CONTACTS:

PHOSPHOR BRONZE

PLATING: REFER TO PART NO. FOR GOLD THICKNESS
ON MATING SURFACES.
50 µ" [1.27 MICRONS]
MIN. NICKEL UNDERPLATE
100 µ" [2.54 MICRONS]
MIN. MATTE TIN ON CONTACT TAILS.

SHIELD:

STAINLESS STEEL WITH TIN DIPPED PCB TAILS.

2. THE DRAWING VIEWS ARE BASED ON PRODUCT WITH SHIELD.

AMPHENOL PART NUMBER: RJE74-1XX-XX10-X

NUMBER OF POSITION
8= 8 POSITION
A= 10 POSITION
NUMBER OF CONTACT
4= 4 CONTACT
6= 6 CONTACT
8= 8 CONTACT
A= 10 CONTACT

BLANK= PBT, TRAY PACKAGING,
W/O MYLAR
A= HIGH TEMP. MATERIAL,
TRAY PACKAGING, W/O MYLAR
H= HIGH TEMP. MATERIAL
TAPE/REEL PACKAGING, WITH MYLAR

SHIELD OPTION
0= NO SHIELD
1= FULL SHIELD

GOLD PLATING
1 = 6µ" 3 = 30µ"
2 = 15µ" 4 = 50µ"

DRAWN	G.HSIA	DATE	MAR. 15, 12
DESIGNED	G.HSIA	DATE	MAR. 15, 12
CHECKED	L.Chan	DATE	MAR. 15, 12
I. E. APPRD.			
Q. A. APPRD.			
DWG. APPRD.			
ENG. REL. NO.			
REF.			
DIMENSIONS ARE IN	CODE ID. NO.		
mm [INCHES]	03554		

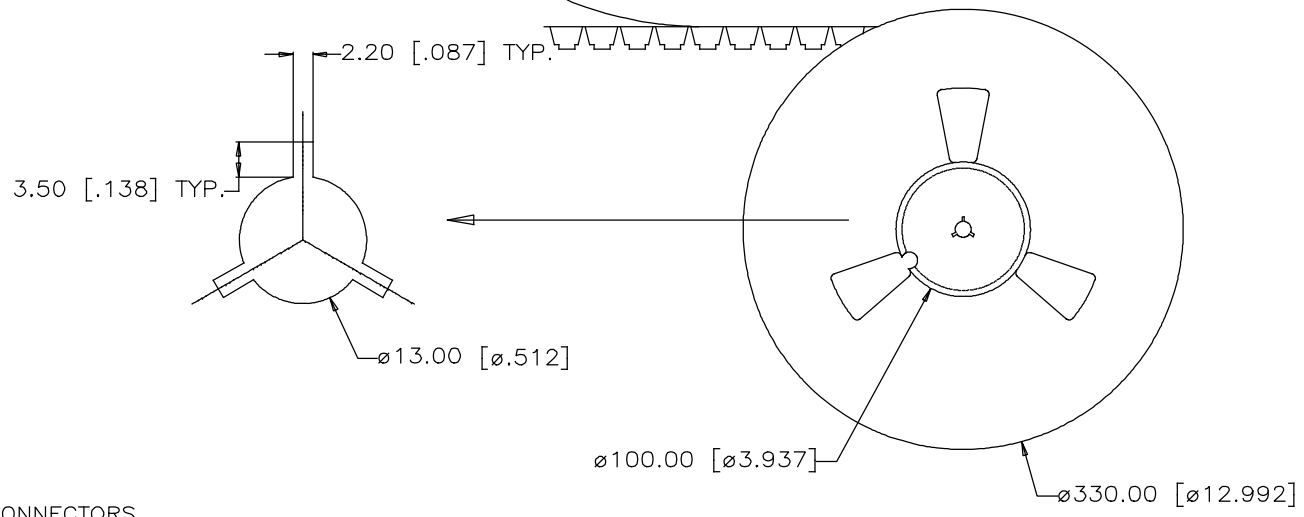
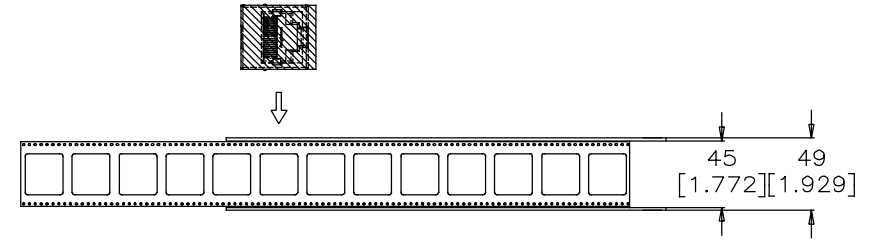
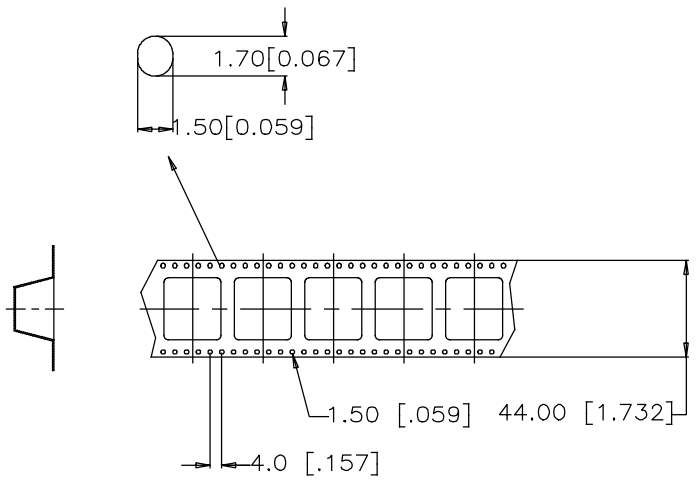
Amphenol Canada Corp.

TITLE
MODULAR JACK, POSITION & CONTACT OPTION,
WITH SHIELD OPTION, KAPTON TAPE OPTION,
-RoHS COMPLIANT

DWG	DRAWING NO.	REV.
	P-RJE74-1XX-XX10-X	B
SCALE	WT.	SURF.
		SHEET 1 OF 2

THIS DOCUMENT CONTAINS PROPRIETARY INFORMATION AND SUCH INFORMATION
MAY NOT BE DISCLOSED TO OTHERS FOR ANY PURPOSE OR USED FOR MANUFACTURING
PURPOSES WITHOUT WRITTEN PERMISSION FROM AMPHENOL CANADA CORP.

REVISIONS				
SYM	ZONE	ECN, ERN NO.	DATE	APPRD.
A		PROPOSAL	MAR.14, 2012	L.CHAN
B		REMOVE KEY FEATURE PER P/N	MAR.14, 2012	L.CHAN



PACKAGING NOTES:

1. ONE REEL SHOULD HOLD 85 CONNECTORS.
2. 10 EMPTY CAVITIES FOR BOTH TOP AND BOTTOM OF THE CARRIER.
3. A FULLY LOADED CARTON SHOULD CONTAIN 5 REELS (425 PCS) OF CONNECTOR.

THIS DOCUMENT CONTAINS PROPRIETARY INFORMATION AND SUCH INFORMATION MAY NOT BE DISCLOSED TO OTHERS FOR ANY PURPOSE OR USED FOR MANUFACTURING PURPOSES WITHOUT WRITTEN PERMISSION FROM AMPHENOL CANADA CORP.

DRAWN G.HSIA	DATE MAR.14, 12	Amphenol Canada Corp.
DESIGNED G.HSIA	DATE MAR.14, 12	
CHECKED L.Chan	DATE MAR.14, 12	
I. E. APPRD.		TITLE MODULAR JACK, POSITION & CONTACT OPTION, WITH SHIELD OPTION, KAPTON TAPE OPTION, -RoHS COMPLIANT
Q. A. APPRD.		
DWG. APPRD.		
ENG. REL. NO.		
REF.		DWG DRAWING NO.
DIMENSIONS ARE IN mm [INCHES]	CODE ID. NO. 03554	P-RJE74-1XX-XX10-X
SCALE	WT. -----	SURF. -----
		REV. B
		SHEET 2 OF 2