

NOTES:

1. MATERIALS AND FINISHES:  
 BODY - BRASS, NICKEL PLATING  
 CONTACT PIN - PHOSPHOR BRONZE, GOLD PLATING  
 INSULATORS - PTFE, NATURAL  
 LOCK RING - BRASS, NICKEL PLATING  
 FERRULE - BRASS, NICKEL PLATING

2. ELECTRICAL:  
 A. IMPEDANCE: 75 OHM  
 B. FREQUENCY RANGE: DC - 12 GHz  
 C. RETURN LOSS (VSWR): -20dB (1.2) DC-6GHz  
 -15dB (1.43) 6-12GHz  
 D. DIELECTRIC WITHSTANDING VOLTAGE: 1500 VRMS, MIN.

3. MECHANICAL:  
 A. DURABILITY: 500 CYCLES MIN.  
 B. TEMPERATURE RANGE: -65°C TO +165°C

4. CABLE ASSEMBLY INSTRUCTIONS  
 A. TRIM CABLE AS SHOWN  
 B. SLIDE INSULATOR DISC ONTO CABLE CENTER CONDUCTOR  
 C. CRIMP CONTACT TO CABLE CENTER CONDUCTOR WITH A .068" HEX DIE  
 D. CRIMP FERRULE WITH .324" HEX DIE

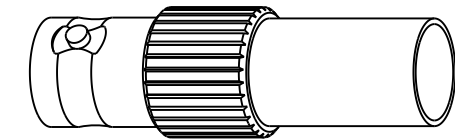
5 SHOWS CABLE ENTRY DIMENSIONS

6. PACKAGING:  
 A. QUANTITY: SINGLE PACK  
 B. BAG TO BE MARKED: AMPHENOL RF  
 31-70553-12G  
 YYWW

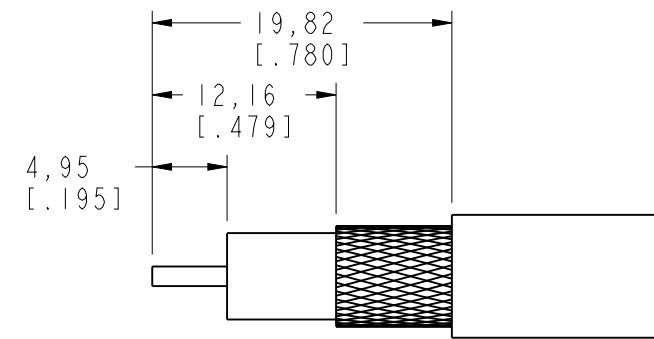
THIRD ANGLE PROJ.

REVISIONS

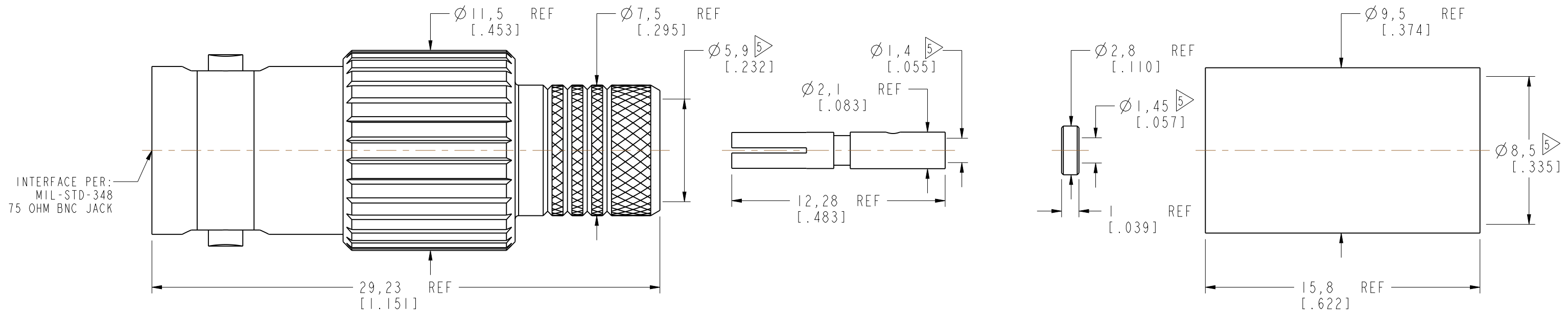
REV	DESCRIPTION	DATE	ECN	APPR
A	RELEASE TO MFG.	24-Sep-18	09442	SV



SCALE 1.500



RECOMMENDED  
CABLE STRIPPING DIMENSIONS



INTERFACE PER:  
MIL-STD-348  
75 OHM BNC JACK

**CUSTOMER OUTLINE DRAWING**

ALL OTHER SHEETS ARE FOR INTERNAL USE ONLY

UNLESS OTHERWISE SPECIFIED, DIMENSIONS ARE IN METRIC AND TOLERANCES ARE: <0.5mm ±0.05mm    0.5 - 6mm ±0.1mm    6 - 30mm ±0.2mm    30 - 120mm ±0.3mm    ANGLES ±1°	MATERIAL SEE NOTES	DRAWN S.VO	DATE 29-Jun-18	TITLE BNC CRIMP JACK-75 OHM (CANARE L-5.5CUHD CABLE)	Amphenol RF www.amphenolrf.com	
	REFERENCE EAR# 8258	ENGINEER S.VO	DATE 29-Jun-18			DRAWING NO. 31-70553-12G
NOTICE - These drawings, specifications, or other data (1) are, and remain the property of Amphenol corp. (2) must be returned upon request; and (3) are confidential and not to be disclosed to any person other than those to whom they are given by Amphenol Corp. the furnishing of these drawings, specifications, or other data by Amphenol Corp., or to any other person to anyone for any purpose is not to be regarded by implication or otherwise in any manner licensing, granting rights to permitting such holder or any other person to manufacture, use or sell any product, process or design, patented or otherwise, that may in any way be related to or disclosed by said drawings, specifications, or other data.	REF:	APPROVED --	DATE --	SCALE: 4.5:1.0	SHEET 2 OF 2	
	CONFIGURATION LEVEL: In Work	CAD FILE	DWG SIZE B	REV A	ITEM NO. 31-70553-12G	PART NO. 31-70553-12G
	FINISH					