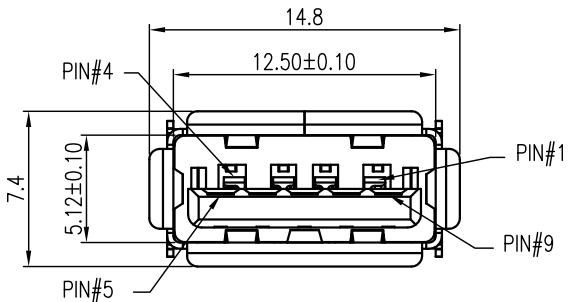


This document is the property of Amphenol Corporation and is delivered on the express condition that is not to be disclosed, reproduced or used, in whole or in part, for manufacture or sale by anyone other than Amphenol Corporation without its prior consent, and that no right is granted to disclose or to use any information in this document.

The marking on this product doesn't contain environmental hazardous materials per Material Specification 55-00259 for Sony GP compliant or per directive 2011/65/EC for RoHS compliant.

**PRELIMINARY RELEASE
SUBJECT TO CHANGE**

REVISIONS				
SYM	ECN No.	DESCRIPTION	DATE	APPROVED
AX1		UNAPPROVED REVISION	02/14/2014	Arron Lin



PART NO. GSB4121 X X X CHR

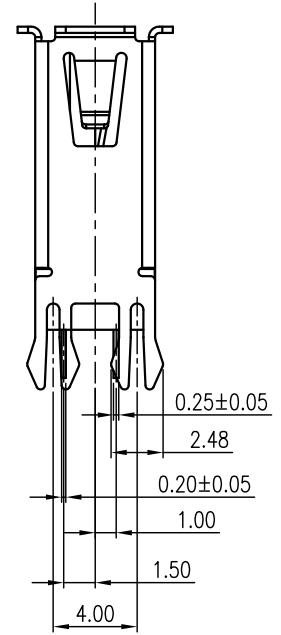
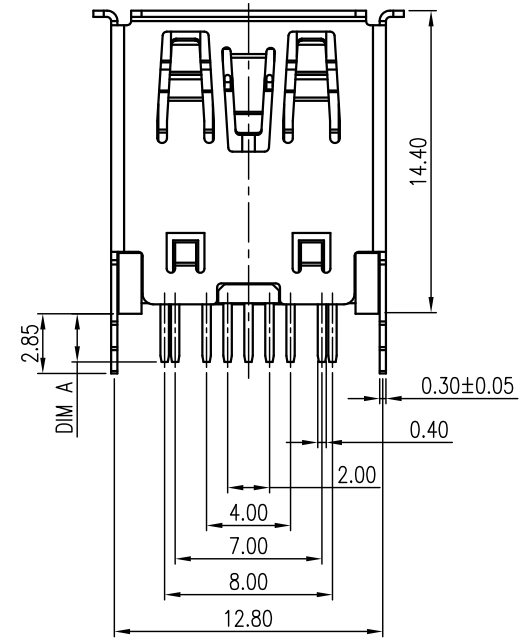
CONTACT FINISH
1: GOLD FLASH
2: 15 μ" GOLD
3: 30 μ" GOLD

DIM A
BLANK : 2.30mm
1 : 3.0mm

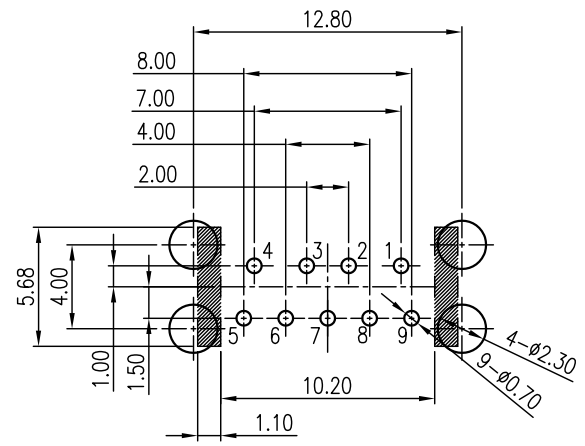
COLOR
7: PA4T BLUE(300C)

NOTES:

- MATERIAL:
HOUSING: THERMAL PLASTIC, OPTIONS, UL94V-0, COLOR: OPTION.
TERMINAL(5P): BRASS.
TERMINAL(4P): PHOSPHOR BRONZE.
SHELL: SK7.
- FINISH:
TERMINAL:
CONTACT AREA: SELECTED GOLD PLATING THICKNESS MIN.;
SOLDERING AREA: TIN PLATING 100 μ" THICKNESS MIN.;
UNDER PLATING: NICKEL PLATING 50 μ" THICKNESS MIN. OVERALL.
SHELL:
NICKEL PLATING 50 μ" THICKNESS MIN. OVERALL.
- PACKING IS PER AMTA PACKING SPECIFICATION PKS-0001.
- WAVE SOLDER CAPABLE TO 265°C
- THIS PRODUCT DOESN'T CONTAIN ENVIRONMENTAL HAZARDOUS PER DIRECTIVE 2011/65/EC FOR RoHS COMPLIANT.



Pin Number	Signal Name
1	VBUS
2	D-
3	D+
4	GND
5	SSRX-
6	SSRX+
7	GND_DRAIN
8	SSTX-
9	SSTX+
Shell	Shield



RECOMMENDED P.C.B LAYOUT
TOLERANCE: ±0.05(TOP VIEWS)
KEEP OUT AREA

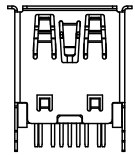
TOLERANCE	APPROVALS	DATE	TITLE		Amphenol®	
X. ±0.30	DRAWN Debby Hung	02/14/2014	GSB4 SERIES, USB 3.1 A TYPE, SINGLE PORT STRAIGHT, PCB MOUNT		Amphenol Corporation Amphenol Taiwan Corporation	
X.X ±0.20	CHECKED Roger Tsai	02/14/2014				
X.XXX ±0.10	APPROVED Arron Lin	02/14/2014				
ANGULAR ±1°	DWG TYPE CUST DWG	PROJECT CODE OTHER	UNIT mm	SIZE A3	PART No. GSB4121XXXCHR	
UNLESS OTHERWISE SPECIFIED			SCALE NA	SHEET 1 OF 2	DWG No. GSB4121XXXCHR REV. AX1	

This document is the property of Amphenol Corporation and is delivered on the express condition that is not to be disclosed, reproduced or used, in whole or in part, for manufacture or sale by anyone other than Amphenol Corporation without its prior consent, and that no right is granted to disclose or to use any information in this document.

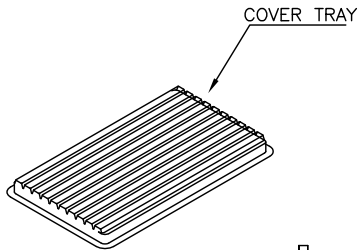

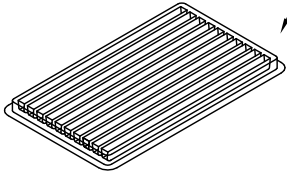
The marking on this product doesn't contain environmental hazardous materials per Material Specification 55-00259 for Sony GP compliant or per directive 2011/65/EC for RoHS compliant.

**PRELIMINARY RELEASE
SUBJECT TO CHANGE**

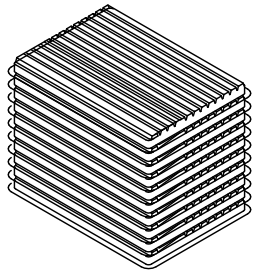
REVISIONS				
SYM	ECN No.	DESCRIPTION	DATE	APPROVED
AX1		UNAPPROVED REVISION	02/14/2014	Arron Lin



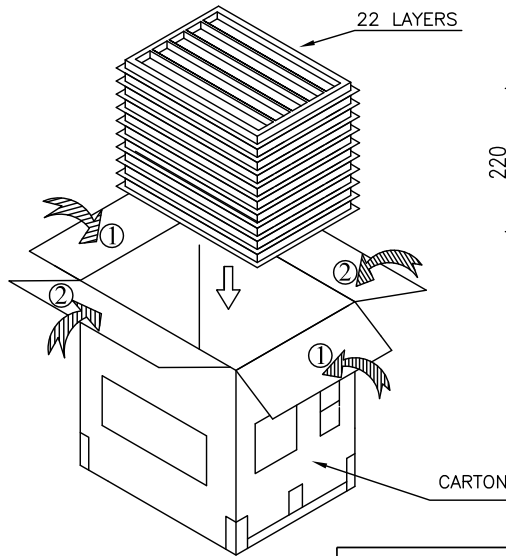
140 PCS/TRAY



COVER TRAY



22 LAYERS



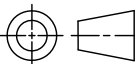
220

360

260

CARTON

PACKAGING BY TRAY	7.16	6.16	140	22	3080	GSB4121XXXCHR
	G/W KG	N/W KG	PCS/ TRAY	TRAYS/ BOX	QUANTITY (PCS)	PART NUMBER

TOLERANCE	APPROVALS	DATE	TITLE		Amphenol®		
X. ±0.30	DRAWN Debby Hung	02/14/2014	GSB4 SERIES, USB 3.1 A TYPE, SINGLE PORT STRAIGHT, PCB MOUNT		Amphenol Corporation Amphenol Taiwan Corporation		
X.X ±0.20	CHECKED Roger Tsai	02/14/2014					
X.XXX ±0.10	APPROVED Arron Lin	02/14/2014			UNIT mm	SIZE A3	PART No. GSB4121XXXCHR
ANGULAR ±1°	DWG TYPE CUST DWG	PROJECT CODE OTHER			SCALE NA	SHEET 2 OF 2	DWG No. GSB4121XXXCHR
UNLESS OTHERWISE SPECIFIED							