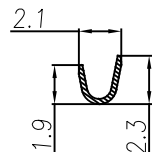


CONTACT ORIENTATION ON ROLL

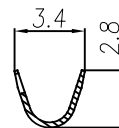
NOTES : (UNLESS OTHERWISE SPECIFIED)

1. MATERIAL :
  - 1.1. CONTACT BODY : COPPER ALLOY.
  - 1.2. OUTER SPRING : STAINLESS STEEL.
2. SPECIFICATIONS :
  - 2.1 CURRENT RATING : 5A MAX.
  - 2.2 TERMINATION TYPE : CRIMPING.
  - 2.3 WIRE RANGE : 22~20AWG.
  - 2.4 WIRE INSULATION DIA(MAX) :  $\varnothing 2.6$ mm.
3. ROHS COMPLIANT.
4. ALL DIMENSIONS ARE FOR REFERENCE USE ONLY.
5. AVAILABLE TOOLS :
  - 5.1 HAND CRIMPER : MFX-3958.
  - 5.2 CRIMP APPLICATOR : MFX-3957.
  - 5.3 EXTRACTION TOOL : QXRT20.

P/N	CONTACT PLATING(MATING AREA)
SP20W1T	TIN PLATING OVER NICKEL.
SP20W1F	GOLD FLASH PLATING OVER NICKEL.
SP20W1G10	10 $\mu$ "GOLD PLATING OVER NICKEL.
SP20W1G15	15 $\mu$ "GOLD PLATING OVER NICKEL.
SP20W1G30	30 $\mu$ "GOLD PLATING OVER NICKEL.

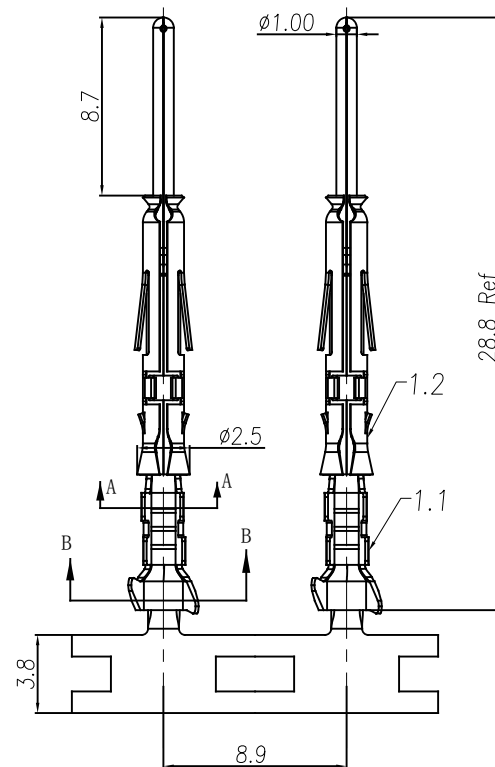


SECTION A-A



SECTION B-B

REVISIONS					
REV	ECO	DESCRIPTION	DATE	BY	APPR
B1	-	RELEASED DRAWING	JAN-18-2014	ARROW	TOMMY



QUANTITY	PART NUMBER	DESCRIPTION	ITEM
<b>MATERIALS LIST</b>			
<small>UNLESS OTHERWISE SPECIFIED</small> 1) All dimensions are in metric(mm). 2) Tolerances are as follows: 1 PL DEC $\pm 0.30$ Fractions $\pm 1/64$ 2 PL DEC $\pm 0.15$ Angles $\pm 1^\circ$ 3 PL DEC $\pm 0.08$ 3) Note reference = $\triangle$		SIGNATURES DRAWN: ARROW CHECKED: ENGINEER: APPROVAL:	DATE JAN-17-2014
<small>MATERIAL SPECIFICATIONS:</small> CUSTOMER:		<b>Amphenol</b> Sine Systems - www.amphenol-sine.com 44724 Morley Drive Clinton Township, MI 48036	
<small>PROCESS SPECIFICATIONS:</small> THIS DRAWING IS SUPPLIED FOR INFORMATION ONLY. DESIGN FEATURES, SPECIFICATIONS AND PERFORMANCE DATA SHOWN HEREON ARE THE PROPERTY OF THE AMPHENOL CORPORATION. NO RIGHTS OF REPRODUCTION ARE IMPLIED. ALL DIMENSIONS ARE SUBJECT TO NORMAL MANUFACTURING VARIATIONS.		SIZE <b>B C-</b>	DWG NO. <b>SP20W1XX</b>
<small>NEXT ASSY:</small>		SCALE NONE	REVISION <b>B1</b>
			SHEET 1 OF 1

TITLE: ECO-MATE,PIN CONTACT, STAMPED,20-22AWG, SIZE 20  
 DWG NO.: SP20W1XX  
 REV: B1  
 SH: 1  
 OF: 1