

## Amphenol Canada Corp - Product Change Notice (PCN)

PCN Date	Feb.17,2022
Supplier Name:	Amphenol Canada Corp.
Amphenol Canada PCN Number	PCN-C1621
Description of Change	Appearance and contact tail plating and some solder cup direction are different.
Reason for Change	The mould of the original D-sub are aging and out of control lead time for D-sub parts.
Summary of changes between new and old part	All of the contact tail are tin plating. The solder cup version middle row of contacts changed the solder cup opening direction. See the next page for the detail
Traceability guidelines (lot code / date code, markings, ship date...)	Data code - 2215
Last Time Buy Date	N/A
Datasheet attached? & Filename(s)	Refer to page 2 & 3 & 4 & 5
Qual Test data attached? & Filename(s)	N/A

Customer Part Number	Amphenol Old Part Number	Amphenol New Part Number	PCN Effectivity Date	Samples Availability Date	Last Time Buy Date	Expected Supplier Qual Date
NA	17EHD015PAA000 17EHD015SAA000 17EHD015SAA100 17EHD015PAM000	Unchanged	11-Apr-22	01-Apr-22	NA	NA
			Estimated	For new sample		

17EHD015SAA000

Old



- 1. The middle row of contact's solder cup is facing down.
- 2. Contact tails are gold flash plated.


New



- 1. The middle row of contact's solder cup is facing up.
- 2. Contact tails are tin plated.

## 17EHD015PAA000

**Old**



1. The middle row of contact's solder cup is facing down.
2. Contact tails are gold flash plated.

**New**



1. The middle row of contact's solder cup is facing up.
2. Contact tails are tin plated.

## 17EHD015SAA100

Old



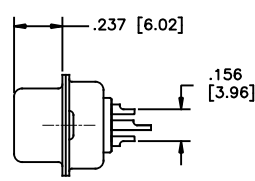
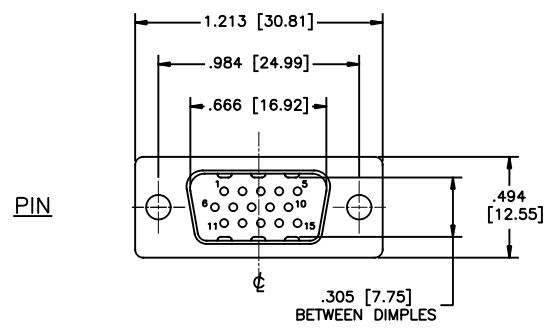
1. The middle row of contact's solder cup is facing down.
2. Contact tails are gold flash plated.

New



1. The middle row of contact's solder cup is facing up.
2. Contact tails are tin plated.

REVISIONS			
REV	ECN, ERN NO.	DATE	APPRD.
C	PRODUCT DRAWING (EAR 14658)	MAY07/18	K.L.
D	PRODUCT DRAWING (EAR 15082)	MAR01/22	A.G.



**ORDERING CODE:**

**PART NUMBER:** 1 7 E H D - 0 1 5 P A M - 1 0 0

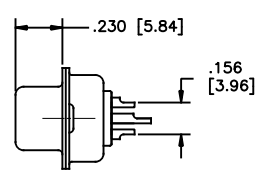
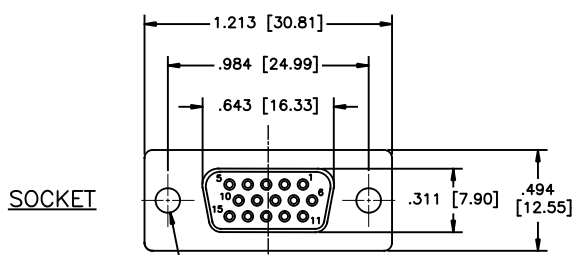
**SERIES** \_\_\_\_\_

**NUMBER OF CONTACTS**  
015

**STYLE**  
P=PIN  
S=SOCKET

**TERMINATION-MOUNTING OPTIONS**  
 000= SOLDER CUP, .120 [3.05] DIA. THROUGH HOLE  
 100= SOLDER CUP, #4-40 UNC THREADED HOLES  
 200= SOLDER CUP, #4-40 UNC HEX JACK SOCKETS INSTALLED

**CONTACT PLATING OPTIONS FOR ENGAGEMENT AREA**  
 AA= GOLD FLASH  
 CH= 15µ" [0.38 MICRONS] GOLD  
 AM= 30µ" [0.76 MICRONS] GOLD



**SPECIFICATIONS:**

**MATERIALS:** ALL MATERIALS ARE RoHS COMPLIANT

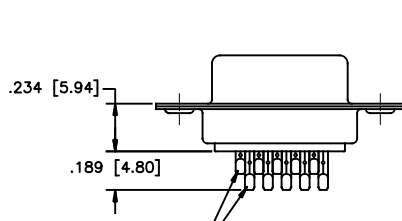
**SHELL:** SPCC, NICKEL PLATED ON FRONT SHELL AND TIN ON REAR SHELL.

**INSERTS:** ENGINEERING THERMOPLASTIC PBT, GLASS REINFORCED, UL FLAMMABILITY RATING 94V-0, COLOUR: BLACK

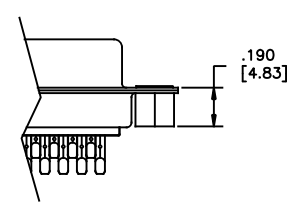
**CONTACTS:** COPPER ALLOY, GOLD PLATING (SEE ORDERING CODE) OVER 50µ" [1.27 MICRONS] NICKEL ON ENGAGEMENT AREA WITH 80µ" [2.03 MICRONS] MIN. TIN ON CONTACT TERMINALS.



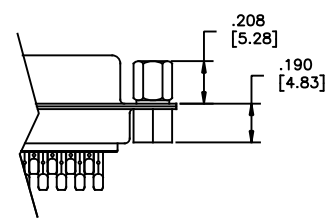
**TERMINATION-MTG OPTION 000**  
 SOLDER CUP,  
 .120 [3.05] DIA.  
 THROUGH HOLE (2 PLACES)



**SOLDER CUP WITH .028 [0.71] INSIDE DIAMETER WIRE HOLE**



**TERMINATION-MTG OPTION 100**  
 SOLDER CUP,  
 #4-40 UNC THREADED THROUGH HOLES



**TERMINATION-MTG OPTION 200**  
 SOLDER CUP,  
 #4-40 UNC HEX JACK SOCKETS INSTALLED

**ELECTRICAL DATA:**

**CURRENT RATING:** 3 AMP

**CONTACT RESISTANCE:** 15 MILLIOHMS MAX.

**INSULATION RESISTANCE:** 3000 MEGOHMS MIN.

**DIELECTRIC WITHSTANDING VOLTAGE:** 1000 VAC rms

**OPERATING TEMPERATURE:** -55°C TO +105°C

THIS DOCUMENT CONTAINS PROPRIETARY INFORMATION AND SUCH INFORMATION MAY NOT BE DISCLOSED TO OTHERS FOR ANY PURPOSE OR USED FOR MANUFACTURING PURPOSES WITHOUT WRITTEN PERMISSION FROM AMPHENOL CANADA CORP.

DRAWN	J.LEE	DATE	OCT03/06	<b>Amphenol Canada Corp.</b>	
DESIGNED					
CHECKED	K.LAMBIE	DATE	OCT03/06		
I. E. APPRD.					
Q. A. APPRD.				TITLE	17EHD SERIES HIGH DENSITY D-SUB CONNECTOR, 15 SIZE, SOLDER CUP, PLATING & MOUNTING OPTIONS, RoHS COMPLIANT
DWG. APPRD.				DWG	DRAWING NO.
ENG. REL. NO.				C	P-17EHD-015XXX-X00
REF.	EAR 12956				
DIMENSIONS ARE IN	INCHES	CODE ID. NO.	03554	SCALE	2/1
				WT.	
				SURF.	
					SHEET 1 OF 1