

1.2(H)mm, Single-side Recoil Type SSAL Series

| Photo | Dimensions | Land Dimensions | Circuit Diagram | Packing Specifications |

| Soldering Conditions |

PRINT

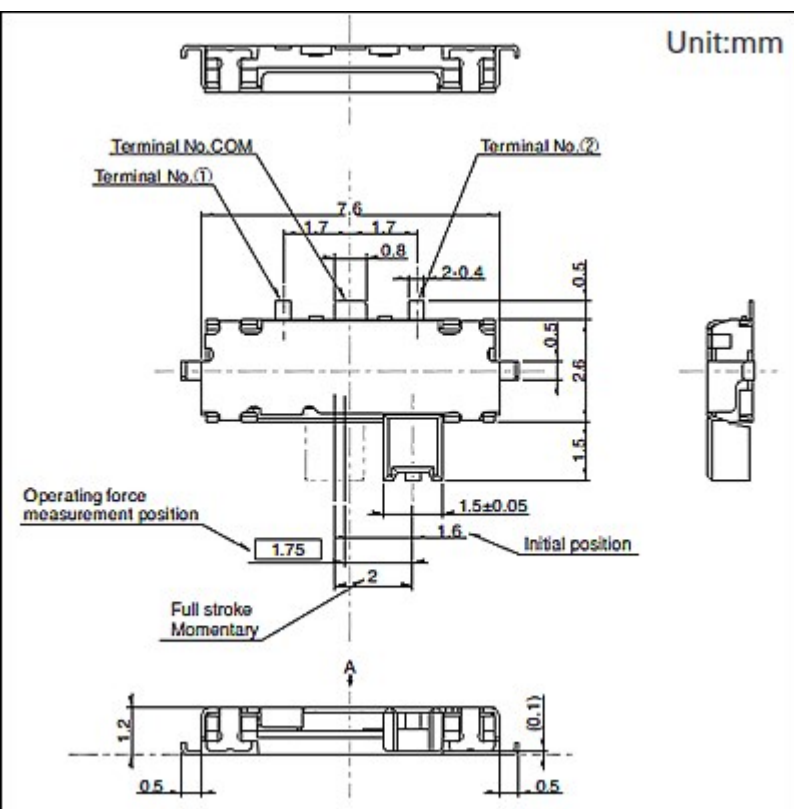
Part number		SSAL120100	
Travel		2mm	
Actuator directions		Horizontal	
Poles		1	
Positions		2	
Operating force		1±0.5N	
Changeover timing		Not specified	
Soldering		Reflow	
Operation		Left-side recoil	
Shape of frame leg		Flat	
Location lug		Without	
Operating temperature range		-10℃ to +60℃	
Rating (max.)/(min.) (Resistive load)		10mA 5V DC/50μA 3V DC	
Electrical performance	Contact resistance (Initial performance/After lifetime)		10Ω max./10Ω max.
	Insulation resistance		100MΩ min. 100V DC
	Voltage proof		100V AC for 1 minute
Mechanical performance	Terminal strength		3N for 1 minute
	Actuator strength	Operating direction	10N
		Pulling direction	10N
Durability	Operating life without load		100,000 cycles 10Ω max.
	Operating life with load (at max. rated load)		100,000 cycles 10Ω max.
Environmental	Cold		-40℃ 96h

performance	Dry heat	85°C 96h
	Damp heat	40°C, 90 to 95%RH 96h
Minimum order unit (pcs.)	Japan	6,000
	Export	24,000
3D CAD (STEP)		<a href="#">↓</a>
Certificate of Compliance to RoHS regulations		<a href="#">↓</a>

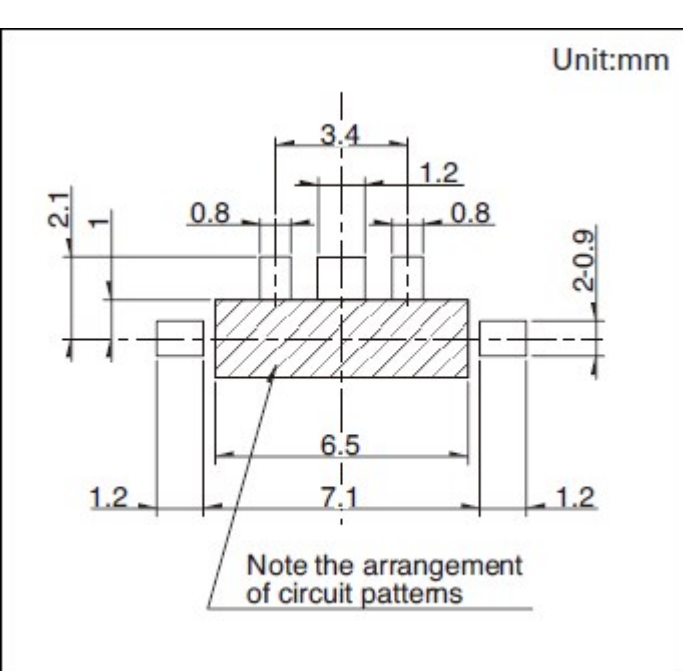
## Photo



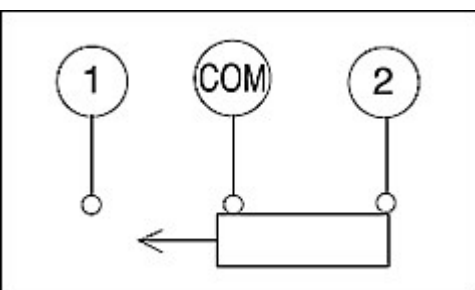
## Dimensions



## Land Dimensions

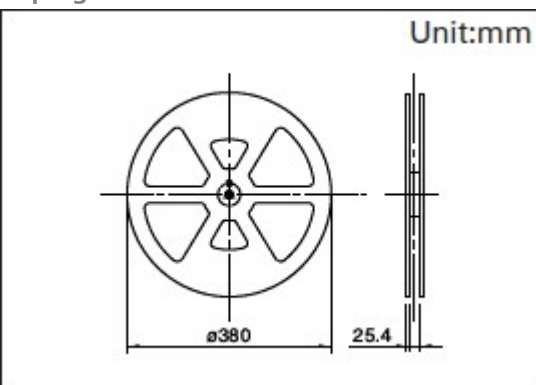


## Circuit Diagram



## Packing Specifications

### Taping



Number of packages 1 reel (pcs.)	6,000
1 case / Japan	12,000
1 case / export packing	24,000
Tape width (mm)	24
Export package measurements (mm)	428×413×172

# Soldering Conditions

## Example of Reflow Soldering Condition

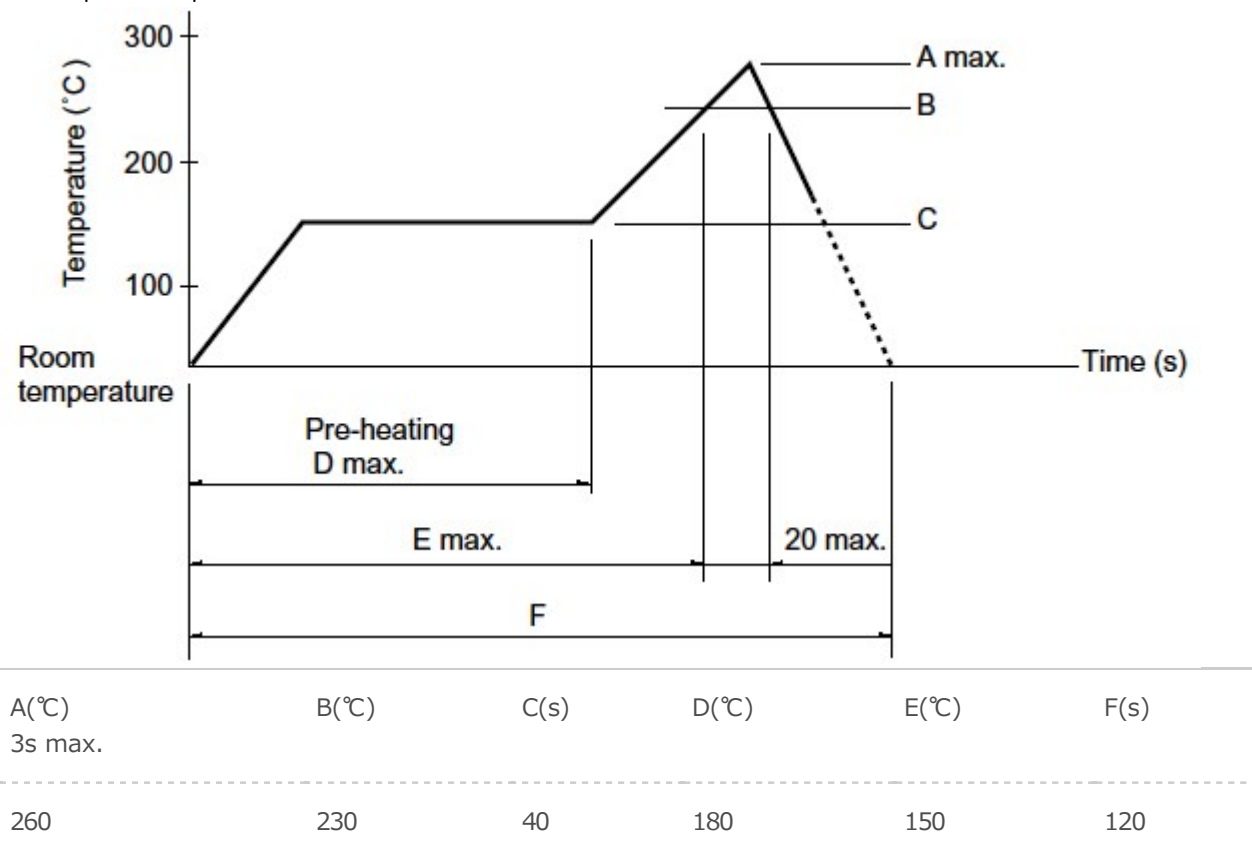
### 1. Heating method

Double heating method with infrared heater.

### 2. Temperature measurement

Thermocouple 0.1 to 0.2  $\Phi$  CA (K) or CC (T) at soldering portion (copper foil surface). A heat resisting tape should be used for fixed measurement.

### 3. Temperature profile



(1) The condition mentioned above is the temperature on the mounting surface of a PC board. There are cases where the PC board's temperature greatly differs from that of the switch, depending on the PC board's material, size, thickness, etc. The above-stated conditions shall also apply to switch surface temperatures.

(2) Soldering conditions differ depending on reflow soldering machines. Prior verification of soldering condition is highly recommended.

## Reference for Hand Soldering

Soldering temperature 350±5°C

Soldering time 3s max.

## Notes are common to this series/models.

1. This site catalog shows only outline specifications. When using the products, please obtain formal specifications for supply.
2. Please place purchase orders per minimum order unit (integer).

## Inquiries about Products

[Inquiry](#)

