

6.0×3.5mm Compact Type (Surface Mount) SKQM Series

Part number	SKQMATE010	
Type	Surface mount	
Operating force	0.98N	
Operating direction	Top push	
Travel	0.25mm	
Operating life (5mA 5V DC)	50,000 cycles	
Initial contact resistance	500mΩ max.	
Stem color	Black	
Stem height	h=5mm	
Series type	Sharp feeling type	
Operating temperature range	-30℃ to +85℃	
Rating (max.)	50mA 12V DC	
Rating (min.)	10μA 1V DC	
Electrical performance	Insulation resistance	100MΩmin. 100V DC for 1min.
	Voltage proof	250V AC for 1 min.
Durability	Vibration	10 to 55 to 10Hz/min., the amplitude is 1.5mm for all the frequencies, in the 3 direction of X, Y and Z for 2 hours respectively
Environmental performance	Cold	-30±2℃ for 96h
	Dry heat	80±2℃ for 96h

Damp heat

60±2°C, 90 to 95%RH for 96h

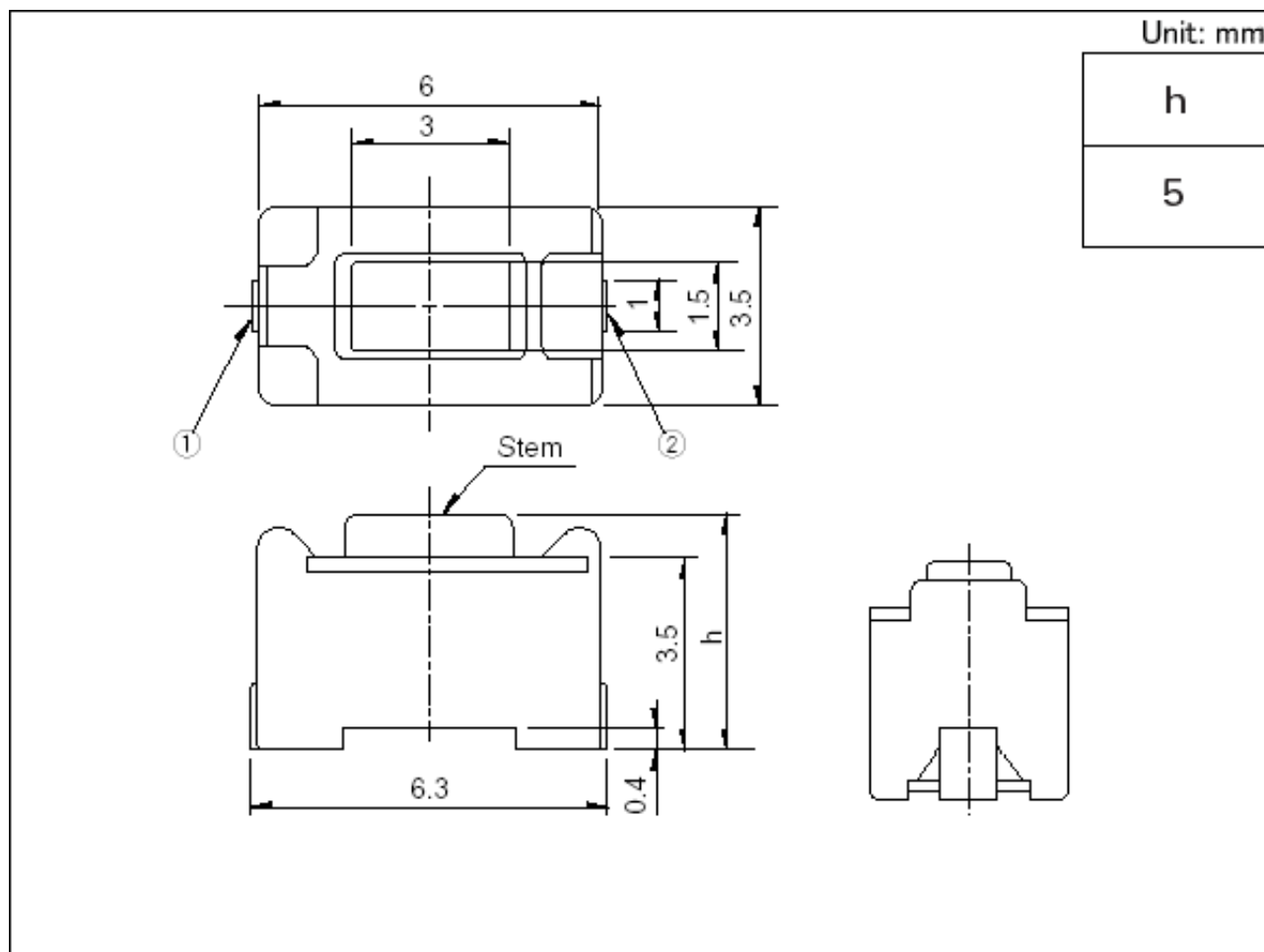
Minimum order unit Japan
(pcs.)

2,000

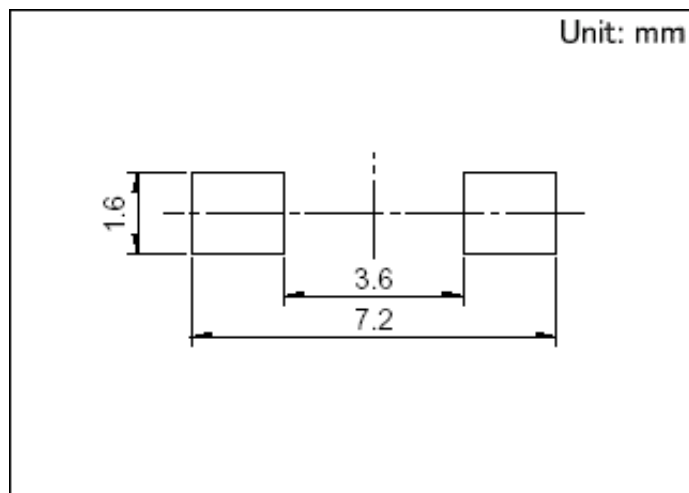
Export

2,000

Dimensions

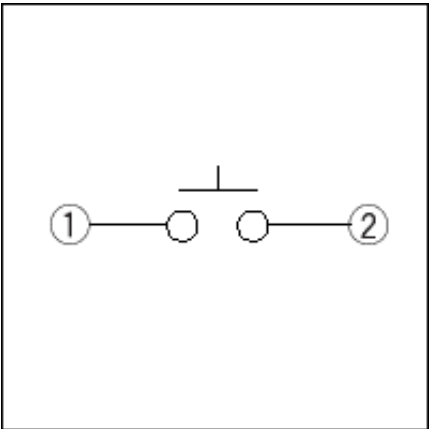


Land Dimensions



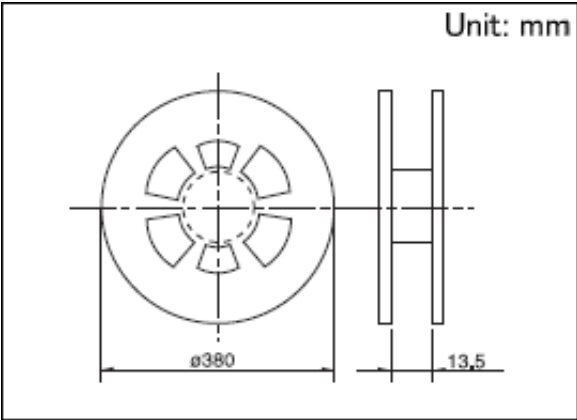
Viewed from mounting face.

Circuit Diagram



Packing Specifications

Taping



Number of packages 1 reel (pcs.)	2,000
1 case / Japan	20,000
1 case / export packing	20,000
Tape width (mm)	12
Export package measurements (mm)	401×401×214

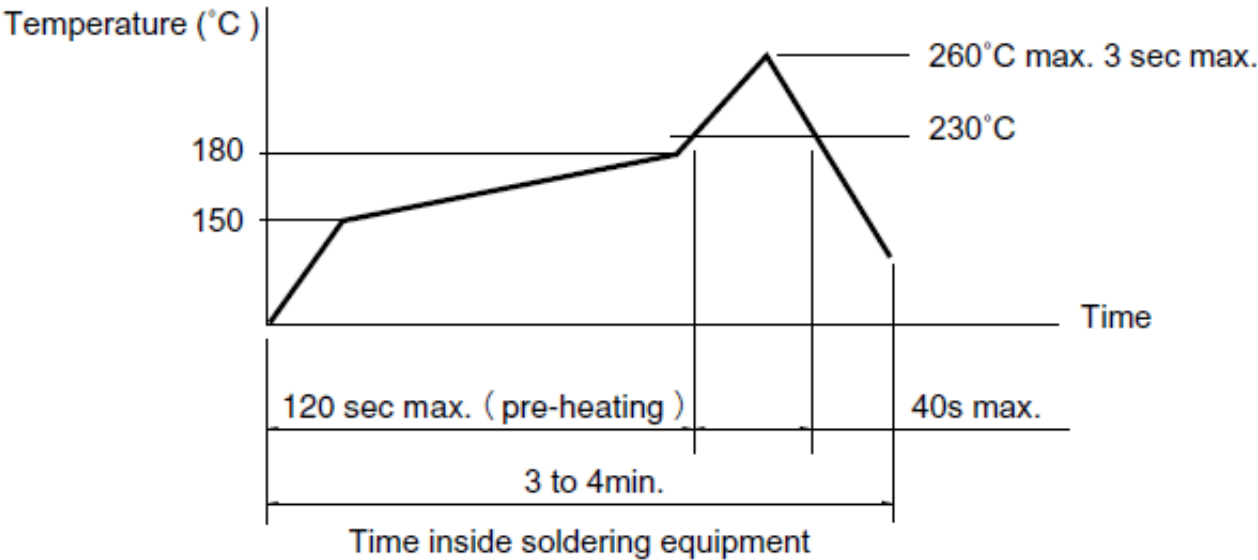
Soldering Conditions

Condition for Reflow

- 1. Heating method
Double heating method with infrared heater.
- 2. Temperature measurement

Thermocouple 0.1 to 0.2 Φ CA(K) or CC(T) at solder joints (copper foil surface). A heat resisting tape should be used for fix measurement.

3. Temperature profile



(1) The above temperature shall be measured of the top of switch. There are cases where PC board's temperature greatly differs from that of the switch, depending on the material, size, thickness of PC board's and others. Care, should be taken to prevent the switch's surface temperature from exceeding 260°C.

(2) Soldering conditions differ depending on reflow soldering machines. Prior verification of soldering condition is highly recommended.

Manual Soldering

Items	Condition
Soldering temperature	350°C max.
Duration of soldering	3s max.
Capacity of soldering iron	60W max.

1. Consult with us for availability of TACT switch™ washing.
2. Prevent flux penetration from the top side of the TACT switch™.
3. Switch terminals and a PC board should not be coated with flux prior to soldering.
4. The second soldering should be done after the switch returns to normal temperature.

Notes are common to this series/models.

1. This site catalog shows only outline specifications. When using the products, please obtain formal specifications for supply.
2. Please place purchase orders for taping products per minimum order unit (1 reel or a case).
3. For φ330mm diameter reel requirements, please contact us.
4. This products can be used in vehicles.
Although these products are designed to perform over a wide operating temperature range, please

ensure that you receive and read the formal delivery specifications before use.