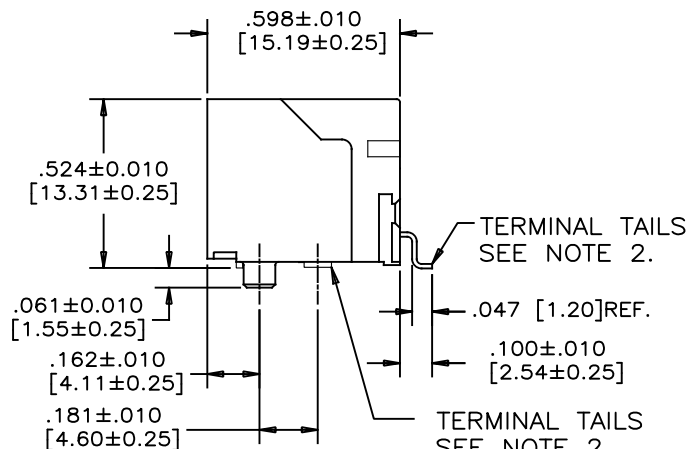
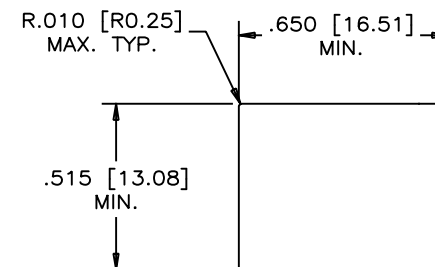


FRONT VIEW

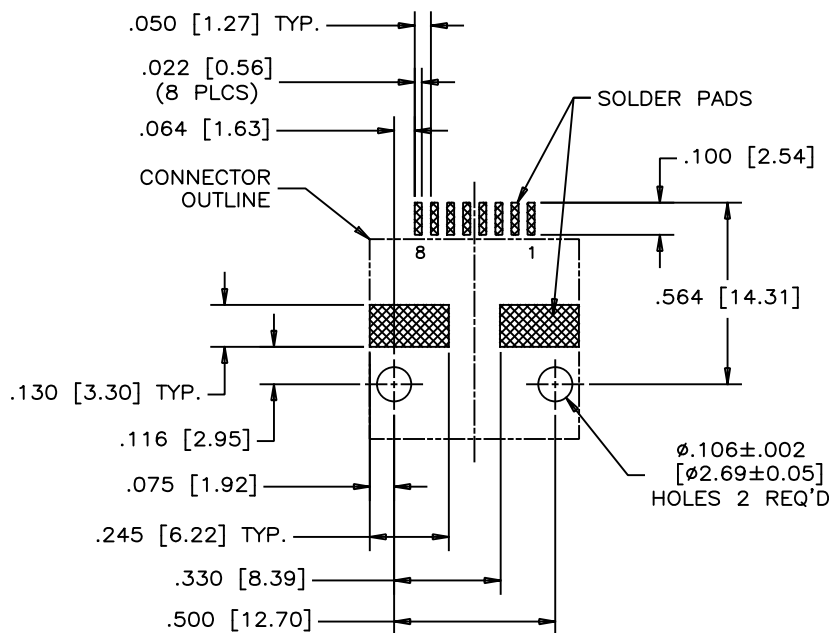


SIDE VIEW

REVISIONS			
REV	DESCRIPTION, ECN, EAR NO.	DATE	APP'D
B	CHANGE CONTACT TAIL FORMING FIGURE	APR.13,07	LCHAN
C	ADD COPLANARITY	MAY23/07	LCHAN
F	ADD BOARDLOCK LENGTH	MAY30/13	LCHAN
H	CORRECT DIMENSION	JAN18/16	LCHAN
J	ADD PACKAGING INFORMATIONS	JUN20/22	LCHAN



RECOMMENDED PANEL CUTOUT



RECOMMENDED P.C.B. LAYOUT
(RECOMMENDED TOLERANCE: $\pm .002[\pm 0.05]$)
(COMPONENT SIDE OF BOARD)

NOTE:

- MATERIAL:
HOUSING: HIGH TEMPERATURE THERMOPLASTIC
FLAMMABILITY RATING UL 94V-0
COLOR:BLACK

CONTACTS: PHOSPHOR BRONZE
PLATING: 20 μ " [0.508 MICRONS]
MIN. GOLD ON MATING SURFACES.
50 μ " [1.27 MICRONS]
MIN. NICKEL UNDERPLATE
100 μ " [2.54 MICRONS]
MIN. MATTE TIN OR GOLD FLASH
ON CONTACT TAILS.
- COPLANARITY SPECIFICATION:
WITH THE MODULAR JACK SITTING ON A
LEVEL SURFACE, THE MAXIMUM GAP BETWEEN
THE LEVEL SURFACE AND ALL TERMINAL TAILS
AND BOTH FITTING NAILS IS .004 [0.10].
- SUITABLE FOR SOLDERING IN ACCORDANCE
JEDEC-020C STANDARD.

AMPHENOL PART NUMBER: RJSSE-5080



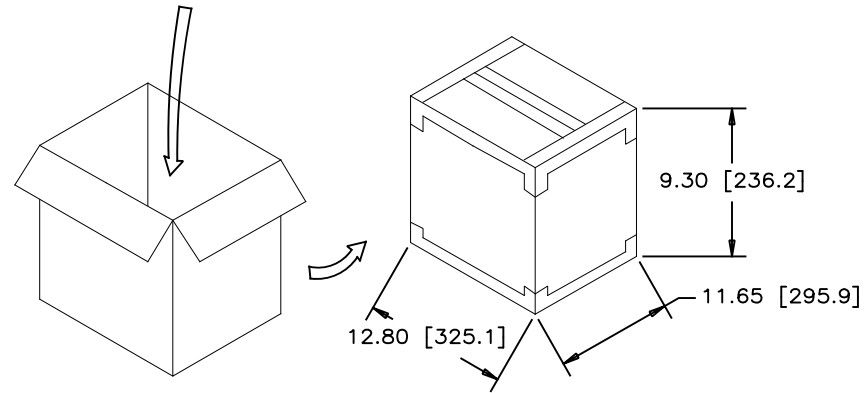
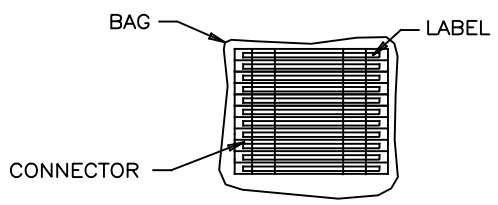
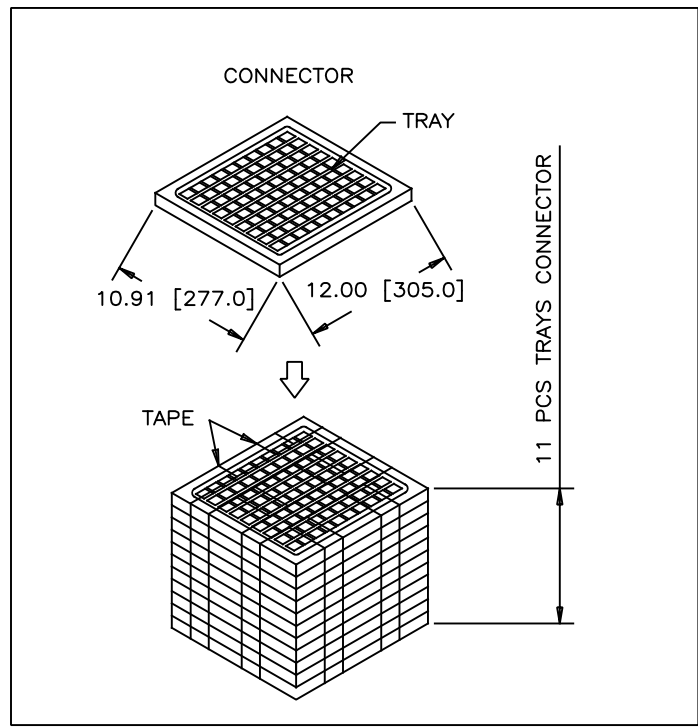
UNLESS SPECIFIED OTHERWISE	DRAWN Chigov Xu	APR06/07
PRIMARY UNITS INCHES	CHECKED LCHAN	APR06/07
SECONDARY MILLIMETERS	M.E. APP'D YM	APR06/07
REFERENCE IN PARENTHESES	Q.A. APP'D KENT.Y	MAY23/07
GENERAL TOLERANCES	DWG APP'D	
1 DECIMAL PLACE	ENG. REL. NO. ECN E07099	
2 DECIMAL PLACES	REF. EAR: RJ13074	
3 DECIMAL PLACES $\pm .015$	THIRD ANGLE PROJECTION	DO NOT SCALE DRAWING
ANGULAR DEGREES $\pm 1.5^\circ$		

Amphenol Canada Corp.
Commercial Products

SURFACE MOUNT, RJ45 8 POSITION,
8 CONTACTS, WITHOUT SHIELD,
TRAY PACKAGING—RoHS COMPLIANT

DWG NO.	P-RJSSE-5080	REV	J
CODE ID NO. 03554	DWG SIZE X	SCALE N/A	SHEET 1 OF 2

REVISIONS			
REV	DESCRIPTION, ECN, EAR NO.	DATE	APP'D
B	CHANGE CONTACT TAIL FORMING FIGURE	APR.13,07	LCHAN
C	ADD COPLANARITY	MAY23/07	LCHAN
F	ADD BOARDLOCK LENGTH	MAY30/13	LCHAN
H	CORRECT DIMENSION	JAN18/16	LCHAN
J	ADD PACKAGING INFORMATIONS	JUN20/22	LCHAN



PACKAGING NOTES:

1. A FULLY LOADED TRAY SHOULD HOLD 120PCS CONNECTORS.
2. A FULLY LOADED CARTON SHOULD CONTAIN 11 TRAYS[1320 PCS CONNECTORS]

CARTON PACKAGING REFERENCE



UNLESS SPECIFIED OTHERWISE	DRAWN Chigow Xu	APR06/07
PRIMARY UNITS INCHES	CHECKED LCHAN	APR06/07
SECONDARY MILLIMETERS	M.E. APP'D YM	APR06/07
REFERENCE IN PARENTHESES	Q.A. APP'D KENT.Y	MAY23/07
GENERAL TOLERANCES	DWG APP'D	
1 DECIMAL PLACE	ENG. REL. NO. ECN E07099	
2 DECIMAL PLACES	REF. EAR: RJ13074	
3 DECIMAL PLACES ±.015	THIRD ANGLE PROJECTION	DO NOT SCALE DRAWING
ANGULAR DEGREES ±1.5°		

Amphenol Canada Corp. Commercial Products	
SURFACE MOUNT, RJ45 8 POSITION, 8 CONTACTS, WITHOUT SHIELD, TRAY PACKAGING—RoHS COMPLIANT	
DWG NO. P-RJSSE-5080	REV J
CODE ID NO. 03554	DWG SIZE X SCALE N/A SHEET 2 OF 2