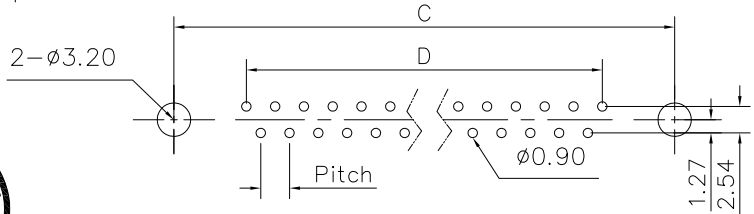
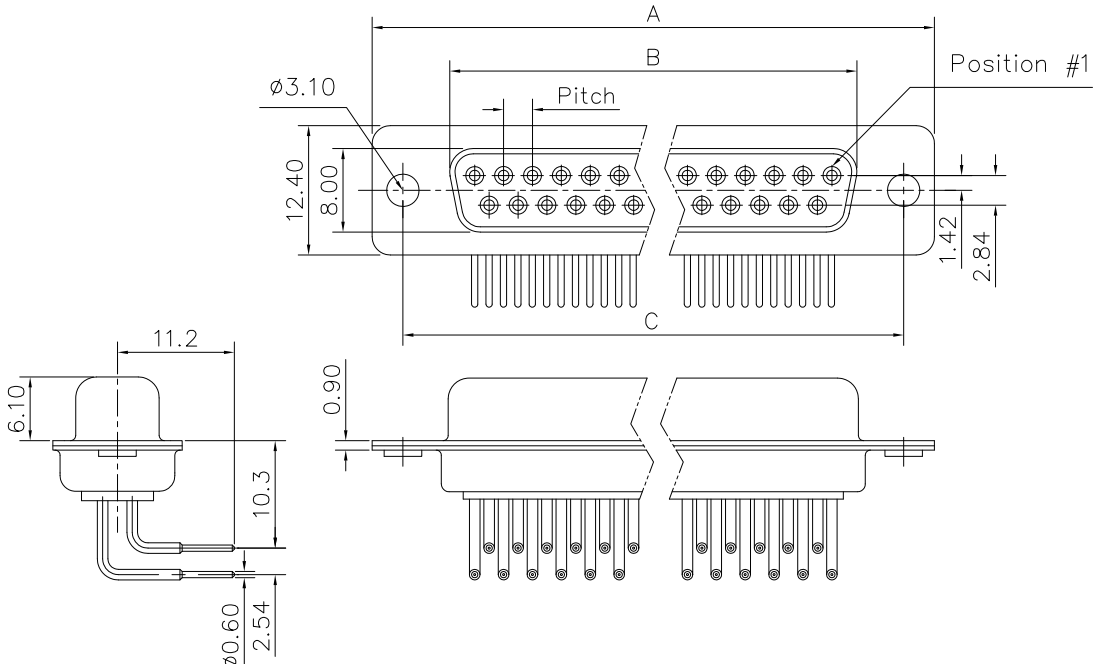


This document is the property of Amphenol Corporation and is delivered on the express condition that it is not to be disclosed, reproduced or used, in whole or in part, for manufacture or sale by anyone other than Amphenol Corporation without its prior consent, & that no right is granted to disclose or to use any information in this document.

REVISIONS				
SYM	ECN	DESCRIPTION	DATE	APPROVED
1	HK--	First Release Drawing	01/07/09	IP



RECOMMENDED P.C.B LAYOUT
(TOLERANCE +/-0.03)

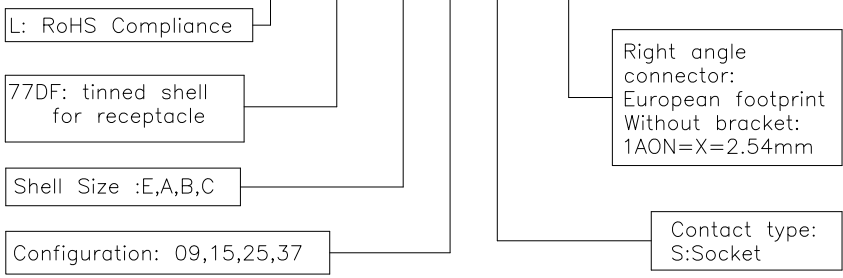
Customer drawing

D-SUB TECHNICAL DATA

SHELL : Steel, 2.5um (100u") min tin over 1.25um (50u") min nickel
 BODY : Glass filled thermoplastic.
 CONTACT : Copper alloy
 ELECTRICAL : Voltage rating : 1000 V RMS at 50 Hz
 Current rating 7.5A.
 Insulation resistance >5000 M Ohms
 Contact resistance 20 mOhms max.
 MARKING : Amphenol...(Series No.)
 Commercial reference
 Manufacturing date

PRODUCT CODE

L 77DF X XX S 1AON



DIM.S					
	A	B	C	D	Pitch
9	30.70	16.40	25.00	10.96	2.74
15	39.00	24.80	33.30	19.18	2.74
25	52.90	38.50	47.00	33.12	2.77
37	69.20	54.90	63.50	49.68	2.77

UNLESS OTHERWISE SPECIFIED TOLERANCES		APPROVAL		DATE
U.S.	METRIC	DRAWN	Christine.cus	01/07/09
.X +/-	0.50	CHECKED	lik.wang	01/07/09
.XX +/-	0.30	CHECKED		
.XXX +/-	0.20			
FRACTIONS +/-	5'			
ANGLES +/-				
FOR MATERIALS AND FINISHES SEE NOTES		DRAWING FILE :		
REMOVE SHARP EDGES		ANGLE OF PROJECTION		
DIMENSIONS				
U.S.	INCHES			
METRIC	MM			

Amphenol Amphenol East Asia Limited		
TITLE Machined contacts connector, DF series		
SIZE	DRAWING NO.	REV.
A4	C L77DFXXXS1AON	1
SCALE	NONE	SHEET 1 OF 1