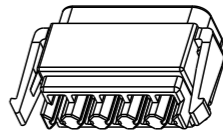


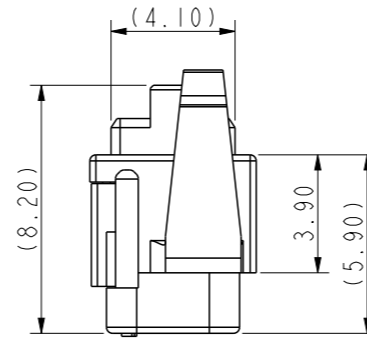
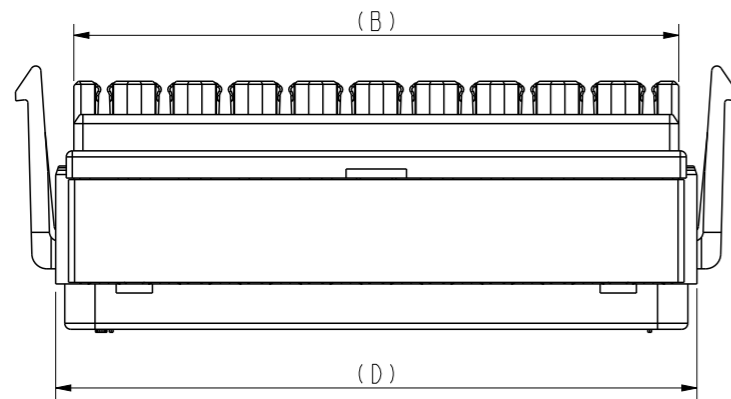
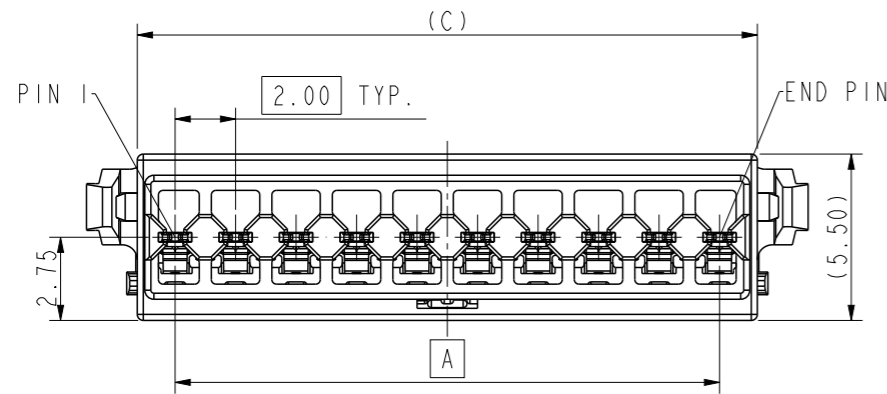


PART NO.
10150535-XX0HLF

Circuits	Dimensions			
	A	B	C	D
02	2.00	4.00	4.50	5.20
03	4.00	6.00	6.50	7.20
04	6.00	8.00	8.50	9.20
05	8.00	10.00	10.50	11.20
06	10.00	12.00	12.50	13.20
07	12.00	14.00	14.50	15.20
08	14.00	16.00	16.50	17.20
09	16.00	18.00	18.50	19.20
10	18.00	20.00	20.50	21.20
11	20.00	22.00	22.50	23.20
12	22.00	24.00	24.50	25.20

*** Special statement ***
 1. For this product, Amphenol only provides plastical components kits, which don't include terminals and wire cables.
 2. Crimping wire and cable assembly all are done by customer sides ownself.
 3. All kits below will be packaged in one carton.
 4. The included plastic parts are as below,

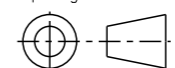
Sub-Part Name	Parts View	Package Form
Cable Housing		Plastic Bag
Cover		Plastic Bag



- NOTES:
- MATERIAL:
 - HOUSING: NYLON MATERIAL UL94V-0, BLACK
 - COVER: THERMOPLASTIC UL94V-0, BLACK
 - TERMINAL: COPPER ALLOY
 - FINISH:
 - TERMINAL: 1.27um Min. NICKEL ON CONTACT AREA AND 0.1um Min. NICKEL ON CRIPMING AREA; TIN OR GOLD ON CONTACT AREA(SEE PLATING SPEC REQUIREMENTS); 1.0um Min. TIN ON CRIPMING AREA.
 - LEAD FREE PRODUCT MEETS EUROPEAN UNION DIRECTIVES AND OTHER COUNTRY REGULATIONS AS DESCRIPTION IN GS-22-008
 - PRODUCT SPEC: GS-12-1536
 - PACKAGE SPEC: GS-14-2702
 - OPERATING TEMPERATURE: -25°C to 85°C
 - DIMENSIONS TOLERANCE : TO BE DEFINED IN THE TITLE BAR.
 - PART NUMBER: 10150535-XX 0 HLF

Circuits Number: _____ Reserve Number
 02 Means 2Pos.
 05 Means 5Pos.

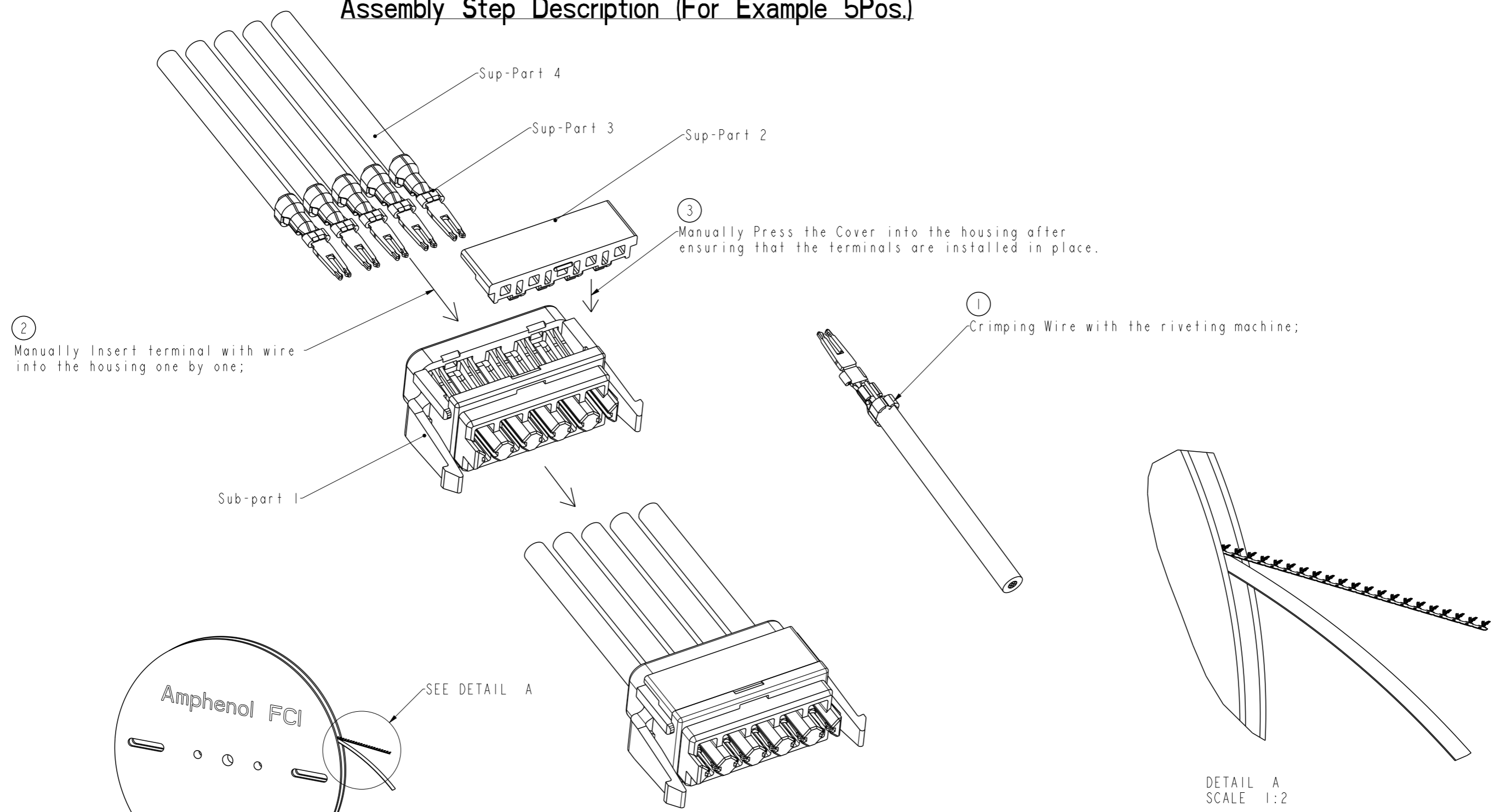
 12 Means 12Pos.

spec ref	dr	Nick Zhang	2019/02/11	projection	mm	size	A3	scale	4:1
tolerance std	eng	Nick Zhang	2021/04/02		← →	ecn no	ELX-N-40277-1	rel level	Released
ISO 406 ISO 1101	chr	-	-						
surface	appr	Tim Yao	2021/04/06	Amphenol FCI		Cross-Mate 2.0PH Series Cable Kits		dwg no	10150535C
ISO 1302	linear	0.X ±0.25	0.XX ±0.15	0.XXX ±0.08	angular	0° ±2°	cat. no.	-	Product - Customer Drw
								rev	D
								sheet 1 of 2	

PART NO.
10150535-XX0HLF

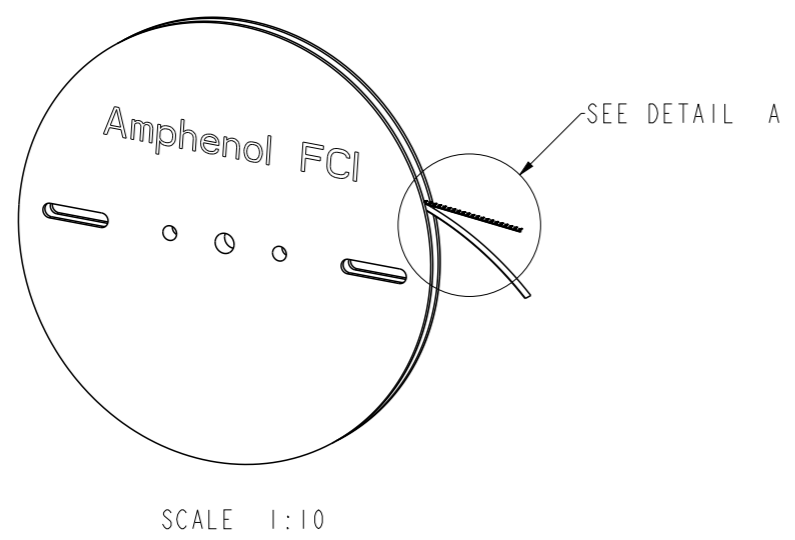
Sup-Part 4	Wire Cable (24AWG Max.)	-	-	This part isn't included in the finish-goods
Sup-Part 3	Terminal(See CustDrw 10150537C)	-	-	This part isn't included in the finish-goods
Sup-Part 2	Cover	1	THERMOPLASTIC,BK	This part is included in the finish-goods
Sup-Part 1	Cable Housing	1	Nylon,BK	This part is included in the finish-goods
NO.	DISCRIPTION	Q'TY	MATERIAL	SPECIAL REMIND

Assembly Step Description (For Example 5Pos.)



Amphenol FCI

© 2020 Amphenol Corporation



spec ref	dr	Nick Zhang	2019/02/11	projection	mm	size	A3	scale	4:1	
tolerance std	eng	Nick Zhang	2021/04/02			ecn no	ELX-N-40277-1			
ISO 406 ISO 1101	chr	-	-				rel level	Released		
surface	appr	Tim Yao	2021/04/06	product family	Cross-Mate 2.0PH Series Cable Kits		dwg no	10150535C		
ISO 1302	linear	0.X ±0.25 0.XX ±0.15 0.XXX ±0.08	angular	0° ±2°	cat. no.	Product - Customer Drw		rev	D	
						sheet 2 of 2				

Creo File:ELX-WC-A3C.REV F.2020-12-21