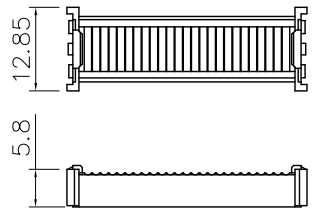
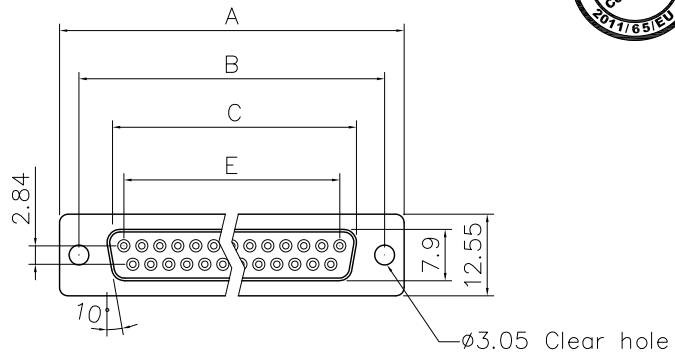
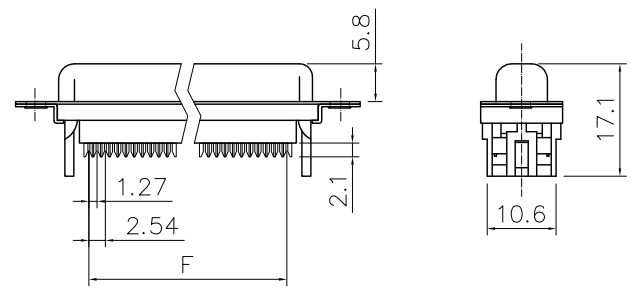


This document is the property of Amphenol Corporation and is delivered on the express condition that it is not to be disclosed, reproduced or used, in whole or in part, for manufacture or sale by anyone other than Amphenol Corporation without its prior consent, & that no right is granted to disclose or to use any information in this document.

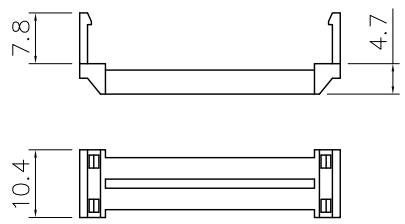
Customer drawing



Cover



Without Insulator Support



Strain Relief

Dimensions

Positions	A	B	C	E	F
9	30.81	24.99	16.33	11.08	10.16
15	39.20	33.30	24.70	19.39	17.78
25	53.05	47.04	38.40	33.24	30.48
37	69.40	63.50	54.80	49.86	45.72

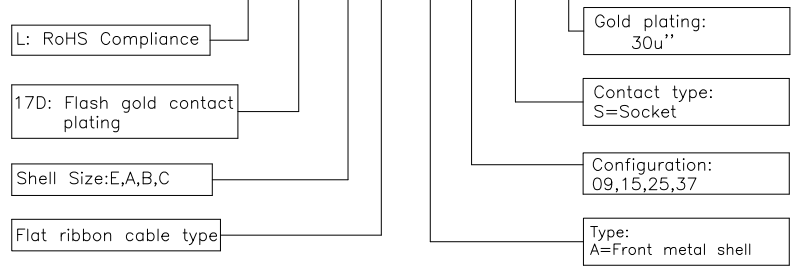
REVISIONS				
SYM	ECN	DESCRIPTION	DATE	APPROVED
1	HK--	First Release Drawing	04/17/08	IP
2	HK--	Update the drawing	03/06/14	IP

D-SUB TECHNICAL DATA

SHELL : Steel, 100u" Tin Over 50u" min nickel over 50u" min Copper
 BODY : Glass-Filled Thermoplastic PBT,UL94V-0
 CONTACTS : Copper alloy
 30u" gold over 50u" nickel on mating area
 100u" tin over 50u" nickel on solder area
 ELECTRICAL : Voltage rating 250 VAC/Rms 60Hz
 Current Rating :3 AMP
 Withstanding Voltage >1000 VAC Rms
 Insulation resistance >1000 M Ohms
 Contact resistance 20 mOhms max
 MARKING : Amphenol...(Series No.)
 Commercial reference
 Manufacturing date

PRODUCT CODE

L 17D X FR A XX S C309



UNLESS OTHERWISE SPECIFIED TOLERANCES		APPROVAL		DATE
U.S.	METRIC	DRAWN	Checked	
.X +/-	0.50	Felix Liu		03/06/14
.XX +/-	0.30		Tony Tang	03/06/14
.XXX +/-	0.20			
FRACTIONS +/-				
ANGLES +/-	5°			
FOR MATERIALS AND FINISHES SEE NOTES		DRAWING FILE :		
REMOVE SHARP EDGES		ANGLE OF PROJECTION		
DIMENSIONS				
U.S.	INCHES			
METRIC	MM			

Amphenol		
Amphenol East Asia Limited		
TITLE IDC Flat cable Dsub series		
SIZE	DRAWING NO.	REV.
A4	C L17DXFRAXXC309	2
SCALE	NONE	SHEET 1 OF 1